



കേരള സർക്കാർ

COVID-19 OUTBREAK CONTROL AND PREVENTION STATE  
CELL HEALTH & FAMILY WELFARE DEPARTMENT  
Govt of Kerala  
[www.health.kerala.gov.in](http://www.health.kerala.gov.in)

[www.dhs.kerala.gov.in](http://www.dhs.kerala.gov.in)

[controlroomdhskerala@gmail.com](mailto:controlroomdhskerala@gmail.com)

**KeralaHEALTH-COVID-19 DAILY VACCINATION BULLETIN**

**Date: 28/01/2022**

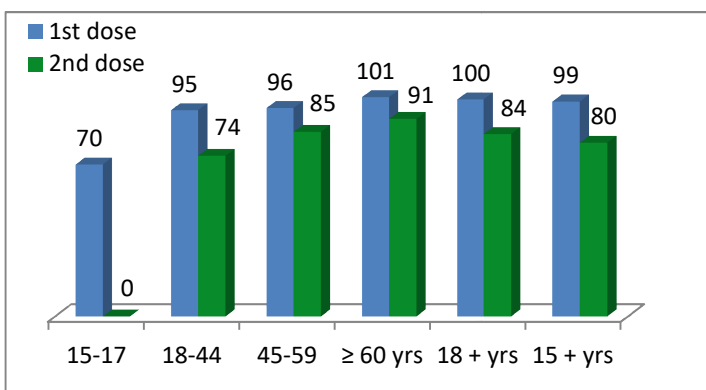
**OUR HEALTH OUR RESPONSIBILITY  
VACCINE ADVISORY**

- *People who are vaccinated with Covid Vaccine are reported to have reduced Covid related ICU admissions, serious disease and death.*
- *Early vaccination is useful to safeguard our life from this deadly disease.*
- *Vaccination sessions are planned as per the availability of vaccine. All are requested to cooperate.*
- *After receiving the first dose, second dose of Covishield vaccine is to be taken between 12–16 weeks and second dose of Covaxin between 4-6 weeks.*
- *Covid vaccination is currently available to all above the age of 18*
- *Vaccination is available free of cost in all Government covid vaccination centers, and at a nominal rate (as per the GoI order F.No.2079203/2021/Immunization) in selected private Hospitals.*
- **ENSURE ALL YOUR ELIGIBLE FAMILY MEMBERS ARE PROTECTED BY RECEIVING ANY OF THE AVAILABLE COVID VACCINE.**
- **“BOTH COVAXIN AND COVISHIELD ARE EQUALLY EFFECTIVE AND SAFE”**
- **“BE FULLY PROTECTED – GET THE SECOND DOSE AT YOUR SCHEDULED TIME”**

### ANALYSIS

COVID-19 mass vaccinations are showing signs of preventing illness and steep decline in cases and hospital admissions in countries which done vaccination. Kerala started its vaccination for health care workers from January 16, 2021. The COVID-19 Vaccines Operational Guidelines issued by the Ministry of Health and Family Welfare, Govt. of India, 28th December 2020 and all subsequent Guidelines issued by Ministry of Health and Family Welfare, Govt of India are followed at the sites and all vaccination lanes

### Summary of COVID Vaccine Administered as on 28-01-2022 midnight

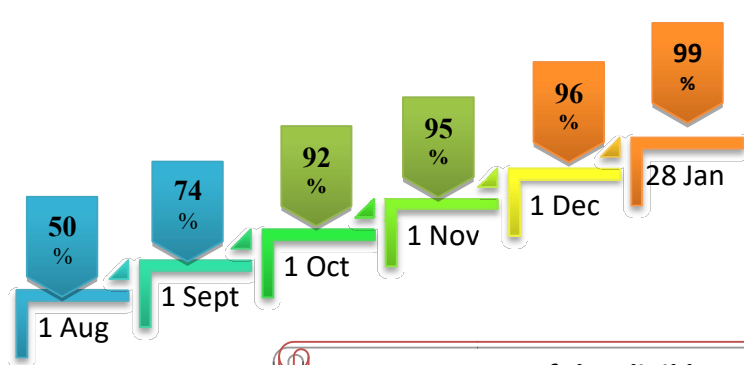


**99%** of eligible population vaccinated with a single dose till January 28

**80%** of eligible population vaccinated with double dose till January 28

State has vaccinated more than **96%** of people aged more than 45-59 years with a single dose

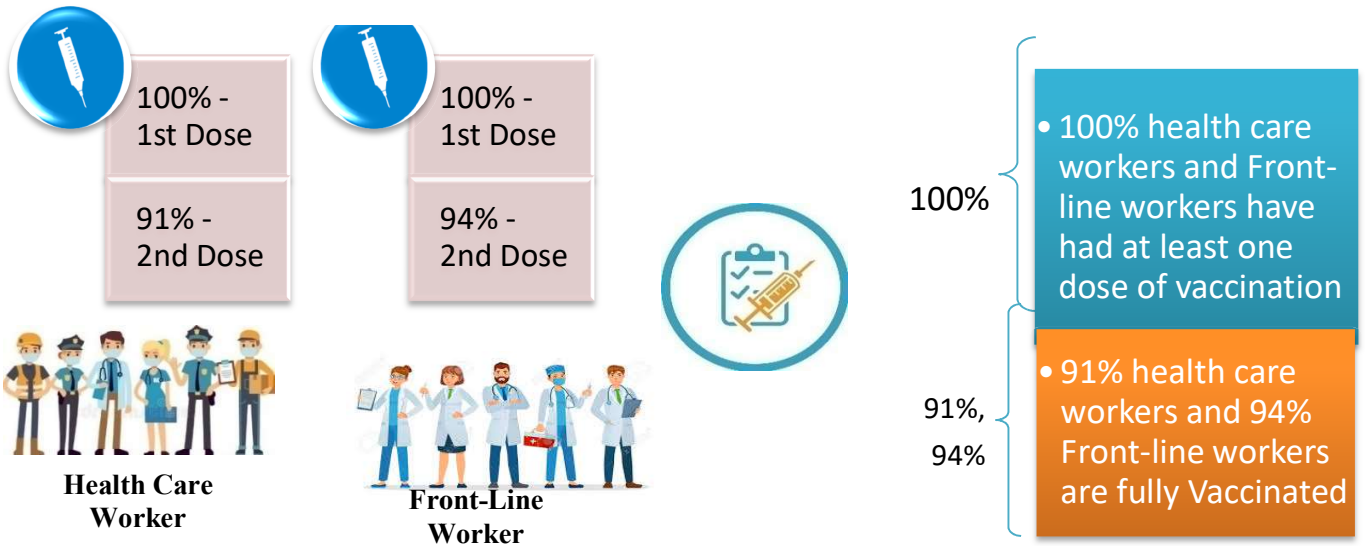
### Time Line of Vaccination Coverage



Kerala began administration of COVID 19 Vaccines on 16<sup>th</sup> January, 2021. As of 28<sup>th</sup> January 2022, Kerala has administered over 50 million doses overall, including first and second doses of vaccines.

**Over 99 per cent of the eligible population (15 + years) in Kerala has been administered the first dose of the Covid-19 vaccine. The state has achieved the target within 378 days since the beginning of the vaccination drive on January 16.**

## Health Care Workers & Front-line Workers Vaccinated



### Are You Vaccinated? You Still Need to Practice: SMS

- Even after vaccination, follow COVID appropriate behavior
- Practice Social Distancing and greet without physical contact
- Always wear clean face mask
- Wash your hands thoroughly and frequently or use hand sanitizer
- Follow the current COVID 19 guidelines to prevent further spread
- Stay Safe. Stay Strong. Get Vaccinated



Even After Getting Vaccinated Keep Taking Precautions to Protect Your Self



# The Race Towards Full Vaccination - Weekly Trend

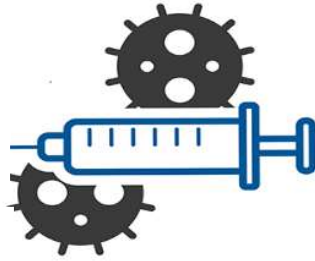
15<sup>th</sup> Jan, 2022 – 21<sup>st</sup> Jan, 2022

Kerala Administered over

## 5.64 Lakh

COVID Vaccine Doses

in the last 7 days  
(15<sup>th</sup> Jan, 2022 to 21<sup>st</sup> Jan)

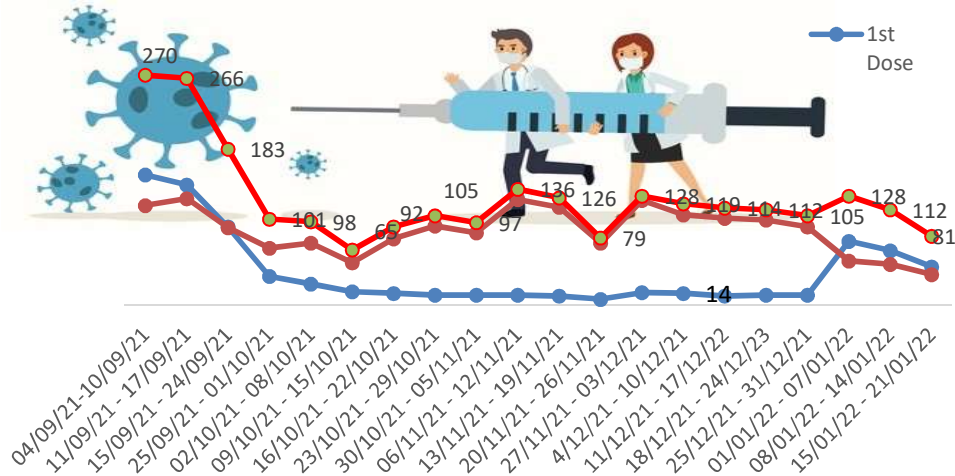


From 15<sup>th</sup> Jan, 2022 to 21<sup>st</sup> Jan, 2022 on average

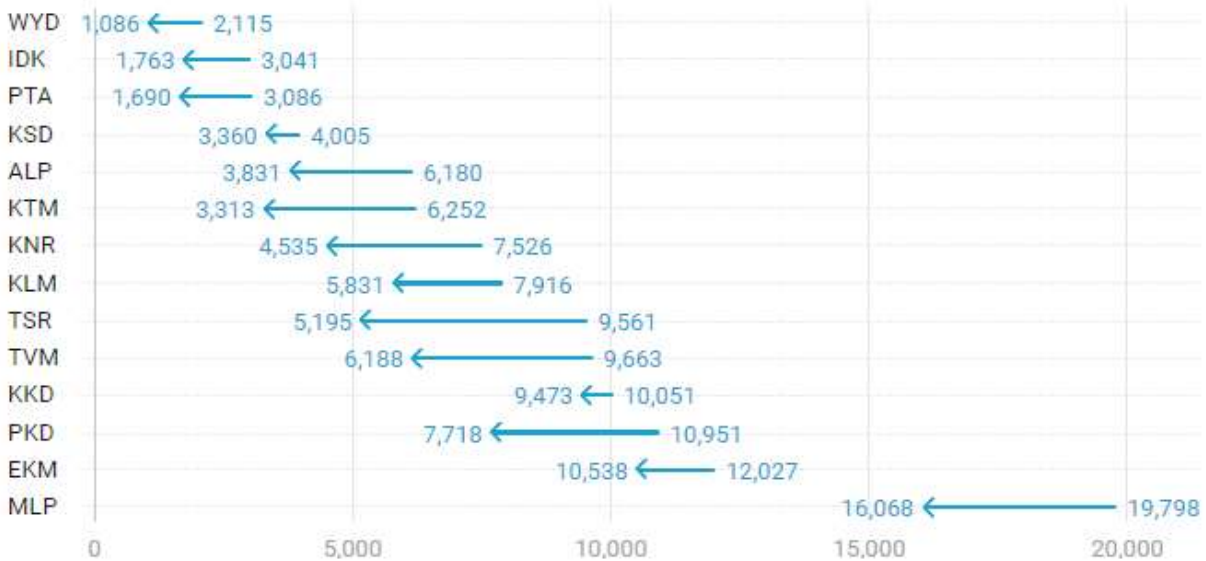
## 0.81 lakh

doses were administered daily.

Average Doses Administered Per day per week (in 1000)



Trend in average per day vaccination for the last two weeks

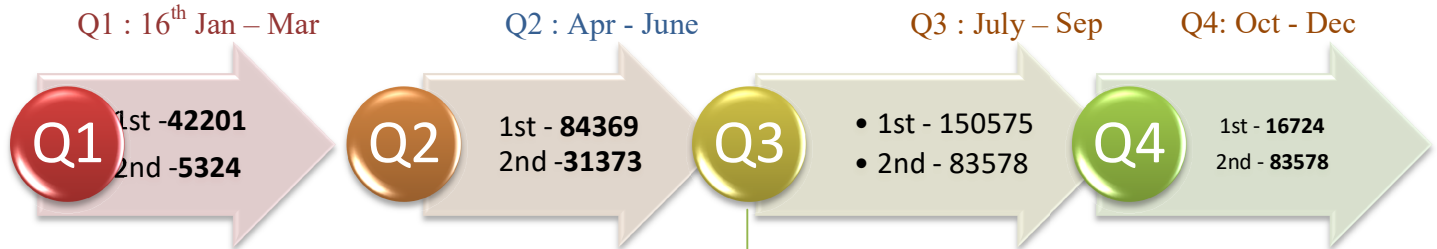


# Race Against Time – Vaccination Quarterly Status

(Q1:16<sup>th</sup> Jan-Mar, Q2: Apr-June, Q3: July-Sep, Q4: Oct - Dec)

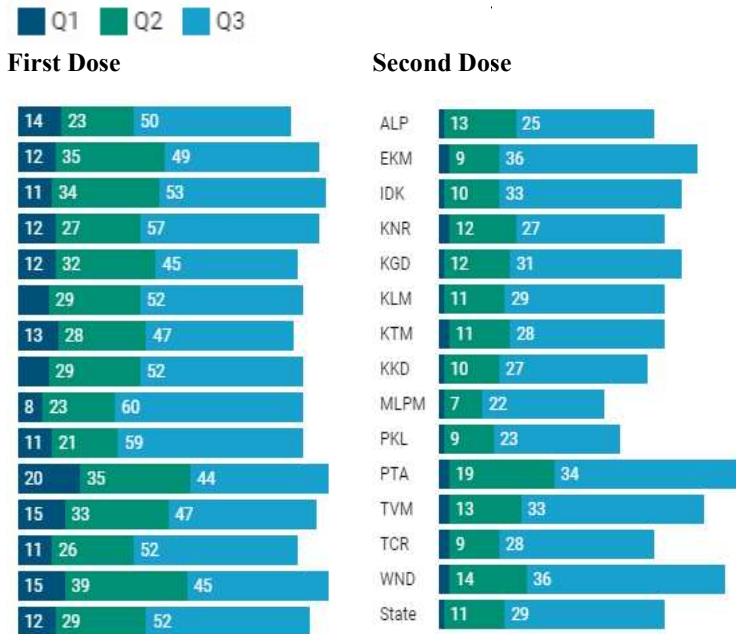
## Daily Average Dozes Administered per Quarter

In the first Quarter, only 42201 first dozes and 5324 second dozes were administered daily on average. During the second, third and fourth quarters, the daily vaccination of the first and second dozes increased significantly.



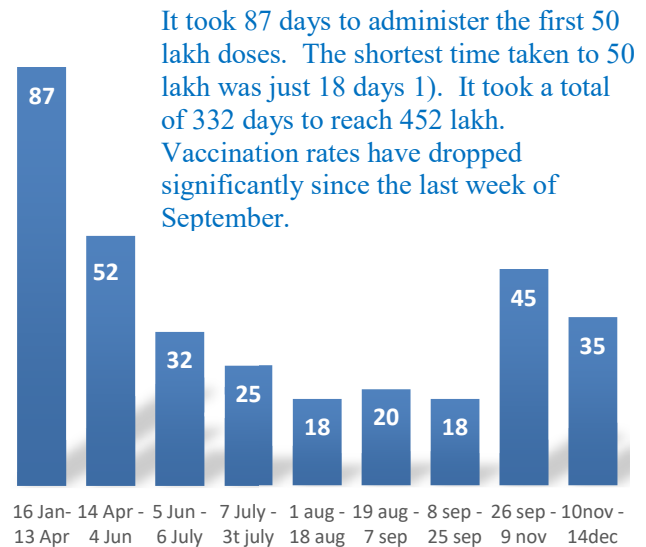
## Vaccination Achievement per Quarter

In the third quarter of the immunization drive, 52% of the eligible population (18 + age) in Kerala were given the first dose and 29% the second dose.



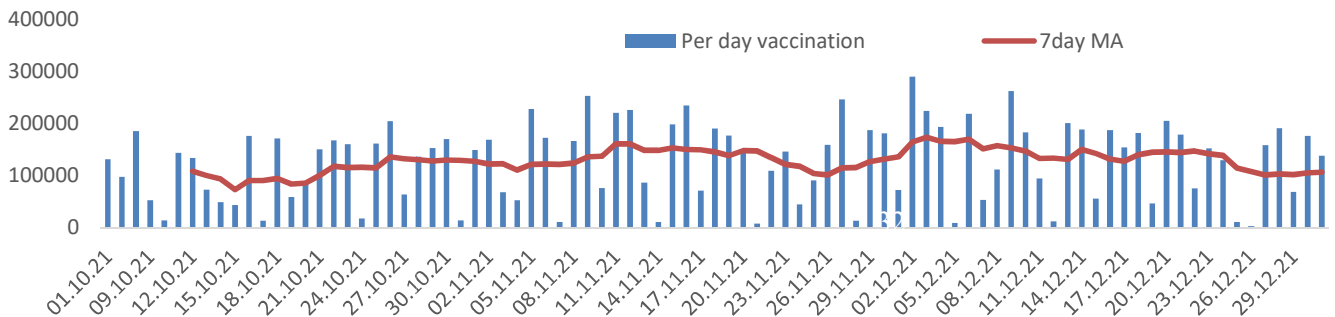
## Dose Progression

The chart shows the days taken for total COVID-19 Vaccination doses(both first and second) in Kerala to cross every 50 lakh dose mark



## Vaccine Administered per Day and 7 days Moving Average in Last Quarter (Oct -Dec)

The seven-day moving average of daily dozes in the last quarter showed a peak on December 2<sup>nd</sup> and continued to fluctuate thereafter



## Important Message to the Public

- a. *Infection or infection rate is only a part and disease manifestation of disease is to be monitored*
- b. *Fatality among vaccinated people is very less. Disease severity among vaccinated people is less.*
- c. *People with comorbidity should be careful. Once detected covid positive they should get admitted and do not stay at home.*
- d. *Death among non-vaccinated people, especially people with comorbidity is because of late arrival in hospitals*
- e. *Diabetes and Hypertension together is the most common cause of patient death if they arrive late.*
- f. *Vaccinated people, only if symptomatic are advised to consult Doctor.*
- g. *Non Vaccinated people, if symptomatic, may do RTPCR test*
- h. *Antigen testing is only for emergency purpose*
- i. *Non vaccinated people with co-morbidities to do testing by RTPCR and consult doctor*
- j. *Repeat RTPCR is not needed among the people who are detected COVID positive in the previous 2 months*
- k. *All young person detected positive and at home isolation should do glucose test*



TABLE1.Total Vaccination done in the State as on 28/01/2022 midnight

State Summary-Total doses administered till 29/1/2022				at 12 AM				
District	Target	First Dose	Percent age	Second Dose	Percentage*	Precaution Dose	Percentage	Total doses administered
Alappuzha	1785011	1669743	94%	1447589	81%	39682	47%	31,57,014
Ernakulam	3126405	3189271	102%	2563655	82%	57847	38%	58,10,773
Idukki	920421	925777	101%	730132	79%	11785	31%	16,67,694
Kannur	2011583	2086004	104%	1712512	85%	36747	40%	38,35,263
Kasaragod	1052859	1007010	96%	790908	75%	16681	38%	18,14,599
Kollam	2198745	2145845	98%	1738474	79%	36713	41%	39,21,032
Kottayam	1647422	1608240	98%	1331420	81%	39613	47%	29,79,273
Kozhikode	2642551	2584455	98%	2016677	76%	33459	30%	46,34,591
Malappuram	3229570	3242043	100%	2368475	73%	28001	38%	56,38,519
Palakkad	2273003	2242986	99%	1775971	78%	36476	38%	40,55,433
Pathanamthitta	1085342	1122748	103%	906102	83%	40076	45%	20,68,926
Thiruvananthapuram	2820638	2780719	99%	2280655	81%	60401	38%	51,21,775
Thrissur	2669204	2543975	95%	2189399	82%	58011	54%	47,91,385
Wayanad	688943	719626	104%	589981	86%	16200	35%	13,25,807
<b>Grand Total</b>	<b>28,151,697</b>	<b>2,78,68,442</b>	<b>99%</b>	<b>2,24,41,950</b>	<b>80%</b>	<b>5,11,692</b>	<b>40%</b>	<b>5,08,22,084</b>

TABLE2. Covid-19 Vaccination Center Functional in the State as on 28/01/2022 midnight

DISTRICTS	15+	18+	Total
Alappuzha	84	91	175
Ernakulam	43	102	145
Idukki	11	31	42
Kannur	7	59	66
Kasaragod	39	14	53
Kollam	35	59	94
Kottayam	5	84	89
Kozhikode	26	115	141
Malappuram	29	94	123
Palakkad	18	61	79
Pathanamthitta	62	72	134
Thiruvananthapuram	105	43	148
Thrissur	3	143	146
Wayanad	37	72	109
<b>GrandTotal</b>	<b>504</b>	<b>1040</b>	<b>1544</b>

TABLE3. Health Care Workers Coverage as on 28/01/2022 midnight

<i>DISTRICT</i>	<i>1st DOSE</i>	<i>2nd Dose</i>	<i>% fully vaccinated</i>	<i>Precaution dose</i>	<i>Precaution dose (%) *</i>
<b>Alappuzha</b>	29014	27146	94%	9870	51%
<b>Ernakulam</b>	85557	75445	88%	20749	35%
<b>Idukki</b>	13551	12965	96%	4168	44%
<b>Kannur</b>	40380	37374	93%	13880	49%
<b>Kasaragod</b>	11610	10776	93%	3562	46%
<b>Kollam</b>	36029	33645	93%	10743	45%
<b>Kottayam</b>	38704	36161	93%	12362	47%
<b>Kozhikode</b>	52732	47800	91%	12011	36%
<b>Malappuram</b>	44829	41850	93%	12511	50%
<b>Palakkad</b>	34671	31888	92%	11443	47%
<b>Pathanamthitta</b>	29332	24991	85%	8908	46%
<b>Thiruvananthapuram</b>	73416	66147	90%	19350	40%
<b>Thrissur</b>	51910	49067	95%	20415	55%
<b>Wayanad</b>	13977	13265	95%	5198	50%
<b>Grand Total</b>	<b>555712</b>	<b>508520</b>	<b>92%</b>	<b>165170</b>	<b>44%</b>

1st Dose coverage for HCW is 100%

\*Proportion of beneficiaries who are eligible ( completed 9 months after 2nd dose )

TABLE4. Frontline workers Coverage as on 28/01/2022 midnight

<i>DISTRICT</i>	<i>1st dose</i>	<i>2nd Dose</i>	<i>% fully vaccinated</i>	<i>Precaution dose</i>	<i>Precaution dose(%) *</i>
<b>Alappuzha</b>	39123	36661	94%	8672	35%
<b>Ernakulam</b>	54926	50192	91%	10096	29%
<b>Idukki</b>	22991	21274	93%	3497	25%
<b>Kannur</b>	41375	39884	96%	6765	25%
<b>Kasaragod</b>	24613	22384	91%	4089	27%
<b>Kollam</b>	42227	38668	92%	6208	27%
<b>Kottayam</b>	32138	30516	95%	7968	36%
<b>Kozhikode</b>	55262	52440	95%	4945	16%
<b>Malappuram</b>	53911	51135	95%	7200	24%
<b>Palakkad</b>	48092	45398	94%	9626	30%
<b>Pathanamthitta</b>	25247	22455	89%	4636	29%
<b>Thiruvananthapuram</b>	72974	67331	92%	11705	32%
<b>Thrissur</b>	41902	40676	97%	12408	47%
<b>Wayanad</b>	17018	16063	94%	2639	22%
<b>GrandTotal</b>	<b>571799</b>	<b>535077</b>	<b>94%</b>	<b>100454</b>	<b>29%</b>

1st Dose coverage for FLW is 100%

\*Proportion of beneficiaries who are eligible ( completed 9 months after 2nd dose )



TABLE5.Age-Appropriate Group (45-59 Years) Coverage as on 28/01/2022 midnight

Table 5: Age appropriate group (45-59 years) coverage					
45-59 years Coverage as on		29/01/2022	at 12 AM		
District	Target	1st Dose Coverage	Percentage	2nd Dose Coverage	Percentage fully vaccinated
Alappuzha	535436	438063	82%	407126	76%
Ernakulam	809349	781939	97%	688178	85%
Idukki	237564	246623	104%	215876	91%
Kannur	527295	514723	98%	468108	89%
Kasaragod	253027	251612	99%	220871	87%
Kollam	541201	558733	103%	491318	91%
Kottayam	478470	413302	86%	366119	77%
Kozhikode	658949	653060	99%	566591	86%
Malappuram	733338	720544	98%	605075	83%
Palakkad	614226	545720	89%	484143	79%
Pathanamthitta	264372	281294	106%	248775	94%
Thiruvananthapuram	735836	679936	92%	601218	82%
Thrissur	689418	662623	96%	608925	88%
Wayanad	170537	176999	104%	163067	96%
<b>Grand Total</b>	<b>7249018</b>	<b>69,25,171</b>	<b>96%</b>	<b>61,35,390</b>	<b>85%</b>

TABLE6.Age-Appropriate Group (≥60 Years) Coverage as on 28/01/2022 midnight

Table 6: Age appropriate group (≥ 60 years) coverage							
≥ 60 years Coverage as on		29/01/2022	at 12 AM				
District	Target	1st Dose Coverage	Percentage	2nd Dose Coverage	Percentage fully vaccinated	Precaution dose	%
Alappuzha	424565	428169	101%	394544	93%	21140	53%
Ernakulam	673885	675055	100%	613118	91%	27002	46%
Idukki	193981	194263	100%	170889	88%	4120	29%
Kannur	438602	443783	101%	406463	93%	16102	43%
Kasaragod	182460	181427	99%	158687	87%	9030	43%
Kollam	497558	498640	100%	447917	90%	19762	45%
Kottayam	418008	418868	100%	378159	90%	19283	54%
Kozhikode	526896	528003	100%	471671	90%	16503	36%
Malappuram	477642	487032	102%	425459	89%	8290	44%
Palakkad	437708	438806	100%	394364	90%	15407	37%
Pathanamthitta	311297	311679	100%	277823	89%	26532	49%
Thiruvananthapuram	630465	631658	100%	562323	89%	29346	39%
Thrissur	581781	587021	101%	549326	94%	25188	56%
Wayanad	128009	128171	100%	113497	89%	8363	35%
<b>Grand Total</b>	<b>5922857</b>	<b>59,52,575</b>	<b>101%</b>	<b>53,64,240</b>	<b>91%</b>	<b>2,46,068</b>	<b>44%</b>

TABLE 6. Age-Appropriate Group (18-44 Years) Coverage as on 28/01/2022 midnight

18-44 years Coverage as on 29/01/2022 at 12 AM					
District	Target	First Dose		2nd Dose Coverage	Percentage fully vaccinated*
		1st Dose Coverage	Percentage		
Alappuzha	744178	664625	89%	582112	78%
Ernakulam	1470864	1495900	102%	1136722	77%
Idukki	437537	416211	95%	309128	71%
Kannur	947964	955788	101%	760683	80%
Kasaragod	556876	495254	89%	378190	68%
Kollam	1054752	924706	88%	726926	69%
Kottayam	665544	649441	98%	520465	78%
Kozhikode	1313678	1204545	92%	878175	67%
Malappuram	1777378	1800541	101%	1244956	70%
Palakkad	1088327	1073668	99%	820178	75%
Pathanamthitta	460819	440086	96%	332058	72%
Thiruvananthapuram	1309099	1236243	94%	983636	75%
Thrissur	1274465	1089984	86%	941405	74%
Wayanad	361152	352134	98%	284089	79%
<b>Grand Total</b>	<b>13462633</b>	<b>1,27,99,126</b>	<b>95%</b>	<b>98,98,723</b>	<b>74%</b>

\*Among those who have taken first dose

TABLE 7. Age-Appropriate Group (15-17 Years) Coverage as on 28/01/2022 midnight

Table 6: Age appropriate group (15-17 years) coverage			
15-17 years Coverage as on		29/01/2022	at 12 AM
District	Target	1st Dose Coverage	Percentage
Alappuzha	80832	70749	88%
Ernakulam	172307	95894	56%
Idukki	51339	32138	63%
Kannur	97722	89955	92%
Kasaragod	60496	42494	70%
Kollam	105234	85510	81%
Kottayam	85400	55787	65%
Kozhikode	143028	90853	64%
Malappuram	241212	135186	56%
Palakkad	132742	102029	77%
Pathanamthitta	48854	35110	72%
Thiruvananthapuram	145238	86492	60%
Thrissur	123540	110535	89%
Wayanad	29245	31327	107%
<b>Grand Total</b>	<b>1,517,189</b>	<b>10,64,059</b>	<b>70%</b>

TABLE 8. State Summary(18+) as on 28/01/2022 midnight

State Summary (18+) 29-01-2022 at 12 AM							
District	Target	First Dose	Percentage	Second Dose	Percentage*	Precaution Dose	Percentage
Alappuzha	1704179	1598994	94%	1447589	85%	39682	47%
Ernakulam	2954098	3093377	105%	2563655	87%	57847	38%
Idukki	869082	893639	103%	730132	84%	11785	31%
Kannur	1913861	1996049	104%	1712512	89%	36747	40%
Kasaragod	992363	964516	97%	790908	80%	16681	38%
Kollam	2093511	2060335	98%	1738474	83%	36713	41%
Kottayam	1562022	1552453	99%	1331420	85%	39613	47%
Kozhikode	2499523	2493602	100%	2016677	81%	33459	30%
Malappuram	2988358	3106857	104%	2368475	79%	28001	38%
Palakkad	2140261	2140957	100%	1775971	83%	36476	38%
Pathanamthitta	1036488	1087638	105%	906102	87%	40076	45%
Thiruvananthapuram	2675400	2694227	101%	2280655	85%	60401	38%
Thrissur	2545664	2433440	96%	2189399	86%	58011	54%
Wayanad	659698	688299	104%	589981	89%	16200	35%
<b>Grand Total</b>	<b>2,67,09,000</b>	<b>2,68,04,383</b>	<b>100%</b>	<b>2,24,41,950</b>	<b>84%</b>	<b>5,11,692</b>	<b>40%</b>

\*Revised target population(> 18 years) as per MOHFW is 2.67 crores

\*As per letter from Additional Secretary MOHFW- D O No 2317579/2021/Imm dated 15/09/2021

TABLE 9. Achievement for the day 28/01/2022 midnight

Daily achievement 29-01-2022				
District	First Dose	Second Dose	Precaution dose	Total Doses Administered
Alappuzha	819	1326	4169	6314
Ernakulam	2017	3677	3008	8702
Idukki	326	926	725	1977
Kannur	897	2031	2109	5037
Kasaragod	874	443	395	1712
Kollam	1671	2350	2782	6803
Kottayam	641	1712	1981	4334
Kozhikode	1828	5835	3232	10895
Malappuram	2890	5309	1339	9538
Palakkad	1624	4200	3327	9151
Pathanamthitta	433	660	2509	3602
Thiruvananthapuram	2168	1791	4247	8206
Thrissur	500	2480	2685	5665
Wayanad	1438	1929	1258	4625
<b>Grand Total</b>	<b>18126</b>	<b>34669</b>	<b>33766</b>	<b>86561</b>

\*\* Vaccine stock details couldn't be downloaded from e-VIN portal as the portal is down.

TABLE 9.COVID Vaccination related sites

<a href="mailto:support@cowin.gov.in">support@cowin.gov.in</a> <a href="https://www.cowin.gov.in/home">https://www.cowin.gov.in/home</a> <a href="https://dashboard.kerala.gov.in/">https://dashboard.kerala.gov.in/</a> <a href="https://dhs.kerala.gov.in/https://aogyakeralam.gov.in/https://sha.kerala.gov.in/">https://dhs.kerala.gov.in/https://aogyakeralam.gov.in/https://sha.kerala.gov.in/</a>
---

TABLE10. COVID Vaccination related Helpline numbers

National/State/District	Line1	Line2	Line3
National Helpline	1075	+91 1123978046	0120 4473222
Disha	1056	04712552056	
StateCallCenter	04712309251	04712309252	04712309255
Thiruvananthapuram	9188610100	1077	
Kollam	04742797609	8589015556	
Pathanamthitta	04682222515	04682228220	
Alappuzha	04772239999		
Kottayam	04812565200	04812304800	04812581900
Idukki	18004255640	04862232220	04862233118
Ernakulam	9072303861		
Thrissur	9400066921	9400066922	9400066923
Palakkad	04912505264	04912505189	8943341439
Malappuram	04832733253	04832737858	04832733252
Kozhikode	7594001442		
Wayanad	04936202343	04936202375	9072510900
Kannur	04972700194		
Kasargod	9061076590	9061079244	9061078026