



കേരള സർക്കാർ

COVID-19 OUTBREAK CONTROL AND PREVENTION STATE  
CELL HEALTH & FAMILY WELFARE DEPARTMENT  
Govt of Kerala  
[www.health.kerala.gov.in](http://www.health.kerala.gov.in)

[www.dhs.kerala.gov.in](http://www.dhs.kerala.gov.in)

[controlroomdhskerala@gmail.com](mailto:controlroomdhskerala@gmail.com)

**KeralaHEALTH-COVID-19 DAILY VACCINATION BULLETIN**

**Date: 29/01/2022**

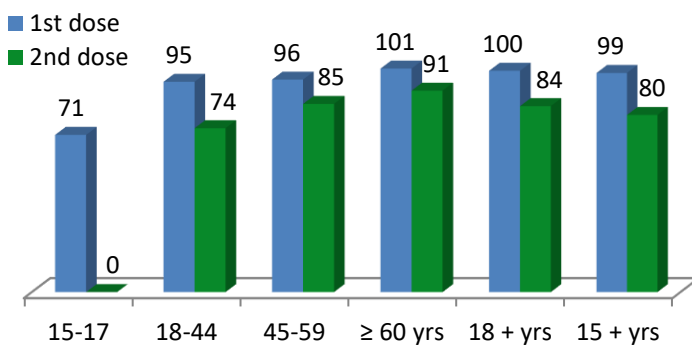
**OUR HEALTH OUR RESPONSIBILITY  
VACCINE ADVISORY**

- *People who are vaccinated with Covid Vaccine are reported to have reduced Covid related ICU admissions, serious disease and death.*
- *Early vaccination is useful to safeguard our life from this deadly disease.*
- *Vaccination sessions are planned as per the availability of vaccine. All are requested to cooperate.*
- *After receiving the first dose, second dose of Covishield vaccine is to be taken between 12–16 weeks and second dose of Covaxin between 4-6 weeks.*
- *Covid vaccination is currently available to all above the age of 18.*
- *Vaccination is available free of cost in all Government covid vaccination centers, and at a nominal rate (as per the GoI order F.No.2079203/2021/Immunization) in selected private Hospitals.*
- **ENSURE ALL YOUR ELIGIBLE FAMILY MEMBERS ARE PROTECTED BY RECEIVING ANY OF THE AVAILABLE COVID VACCINE.**
- **“BOTH COVAXIN AND COVISHIELD ARE EQUALLY EFFECTIVE AND SAFE”**
- **“BE FULLY PROTECTED – GET THE SECOND DOSE AT YOUR SCHEDULED TIME”**

## ANALYSIS

COVID-19 mass vaccinations are showing signs of preventing illness and steep decline in cases and hospital admissions in countries which done vaccination. Kerala started its vaccination for health care workers from January 16, 2021. The COVID-19 Vaccines Operational Guidelines issued by the Ministry of Health and Family Welfare, Govt. of India, 28th December 2020 and all subsequent Guidelines issued by Ministry of Health and Family Welfare, Govt of India are followed at the sites and all vaccination lanes

## Summary of COVID Vaccine Administered as on 29-01-2022 midnight



99% of eligible population vaccinated with a single dose till January 29



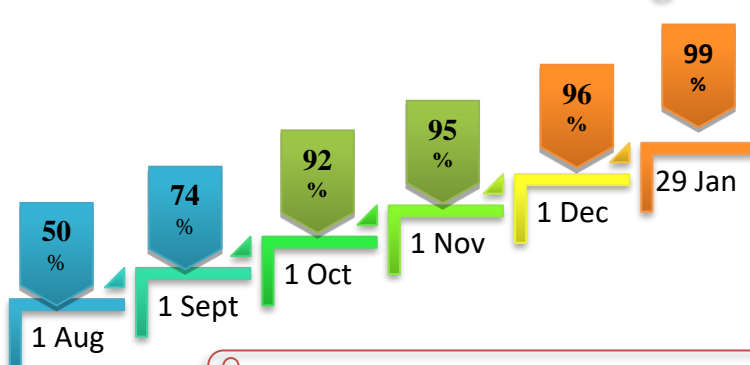
80% of eligible population vaccinated with double dose till January 29



State has vaccinated about 71% of children aged 15 - 17 years with a single dose



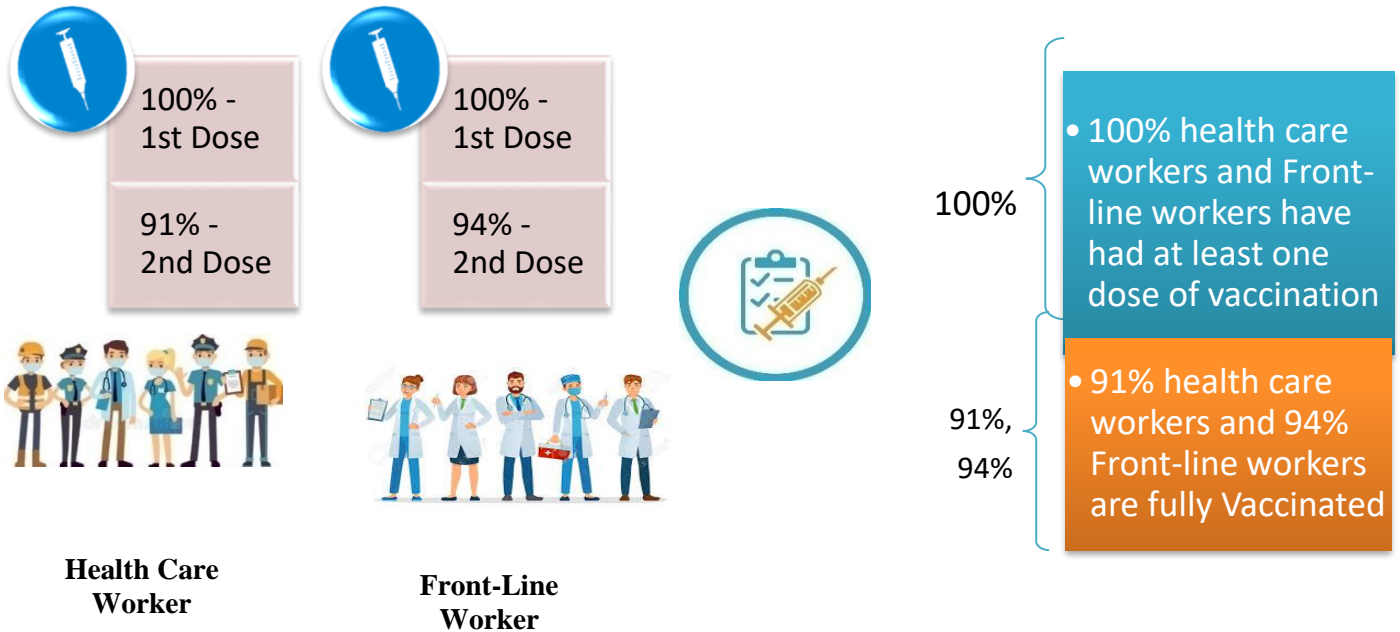
## Time Line of Vaccination Coverage



Kerala began administration of COVID 19 Vaccines on 16<sup>th</sup> January, 2021. As of 29<sup>th</sup> January 2022, Kerala has administered over 50 million doses overall, including first and second doses of vaccines.


**Over 99 per cent of the eligible population (15 + years) in Kerala has been administered the first dose of the Covid-19 vaccine. The state has achieved the target within 379 days since the beginning of the vaccination drive on January 16, 2021**

# Health Care Workers & Front-line Workers Vaccinated



## Are You Vaccinated? You Still Need to Practice:

- Even after vaccination, follow COVID appropriate behavior
- Practice Social Distancing and greet without physical contact
- Always wear clean face mask
- Wash your hands thoroughly and frequently or use hand sanitizer
- Follow the current COVID 19 guidelines to prevent further spread
- Stay Safe. Stay Strong. Get Vaccinated



Even After Getting Vaccinated Keep Taking Precautions to Protect Your Self

<b>GET VACCINATED</b>	<b>WASH YOUR HANDS</b>	<b>WEAR A MASK</b>	<b>KEEP YOUR DISTANCE</b>

# The Race Towards Full Vaccination - Weekly Trend

22<sup>nd</sup> Jan, 2022 – 28<sup>th</sup> Jan, 2022

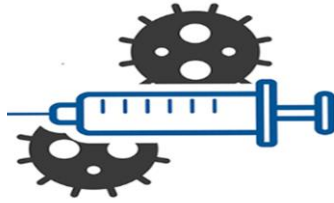
Kerala Administered over

## 3.17 Lakh

COVID Vaccine Doses

in the last 7 days

(22<sup>nd</sup> Jan, 2022 to 28<sup>th</sup> Jan)

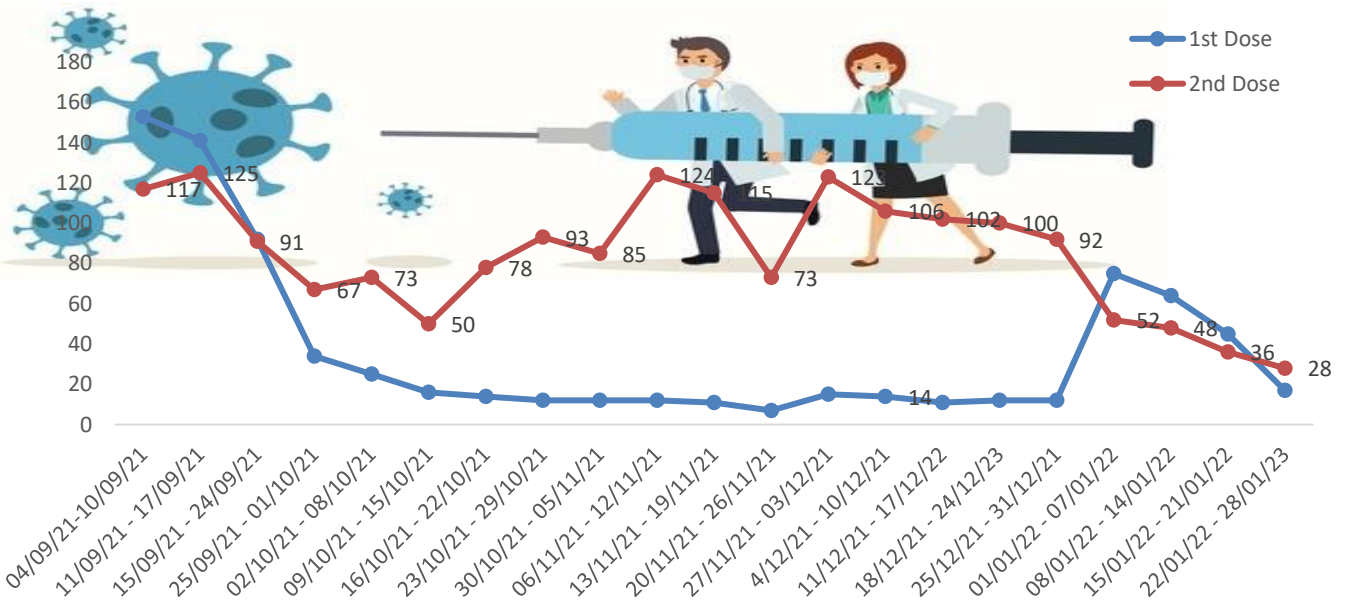


From 22<sup>nd</sup> Jan, 2022 to 28<sup>th</sup> Jan, 2022 on average

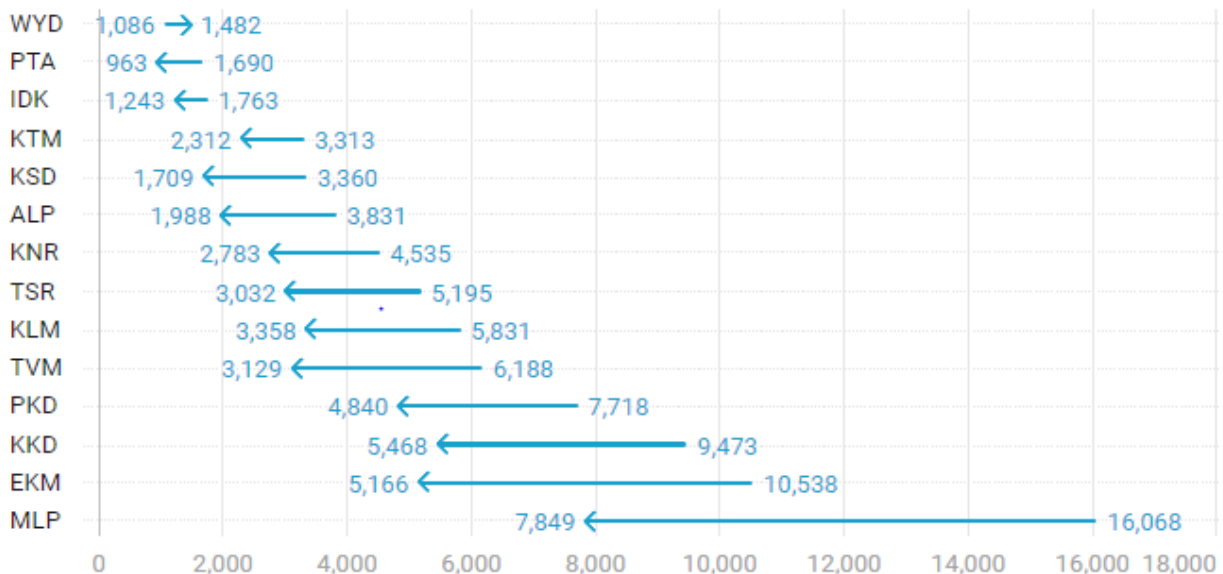
## 0.45 lakh

doses were administered daily.

Average Doses Administered Per day per week (in 1000)



Trend in average per day vaccination for the last two weeks

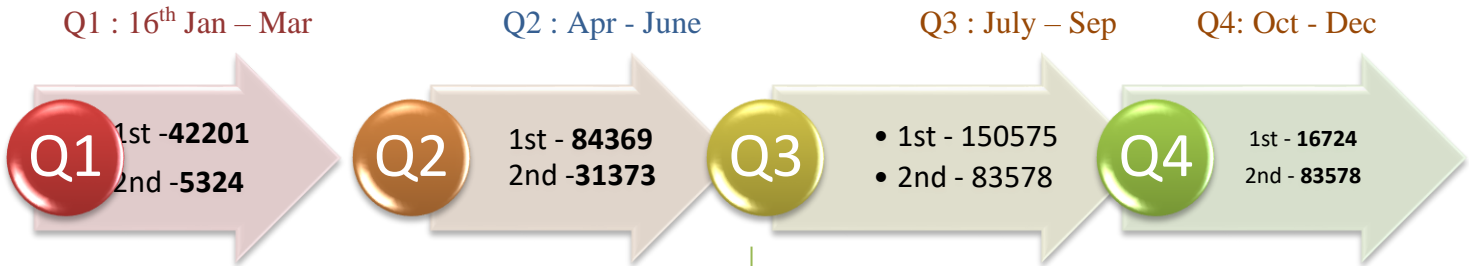


# Race Against Time – Vaccination Quarterly Status

(Q1:16<sup>th</sup> Jan-Mar, Q2: Apr-June, Q3: July-Sep, Q4: Oct - Dec)

## Daily Average Dozes Administered per Quarter

In the first Quarter, only 42201 first dozes and 5324 second dozes were administered daily on average. During the second, third and fourth quarters, the daily vaccination of the first and second dozes increased significantly.

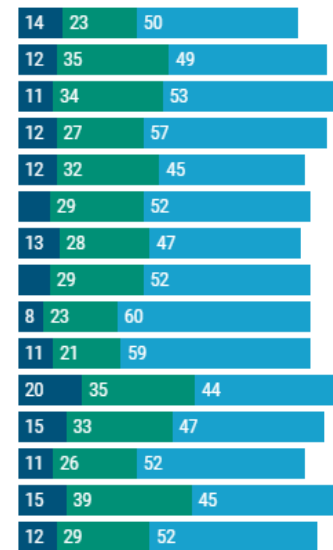


## Vaccination Achievement per Quarter

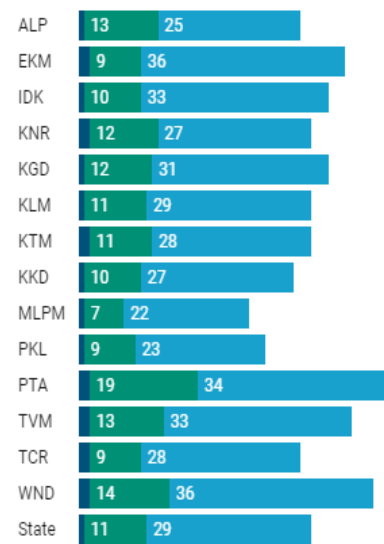
In the third quarter of the immunization drive, 52% of the eligible population (18 + age) in Kerala were given the first dose and 29% the second dose.

■ Q1 ■ Q2 ■ Q3

### First Dose



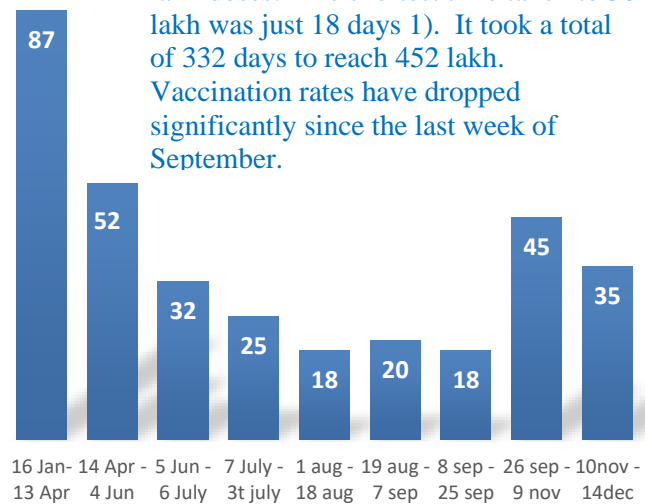
### Second Dose



## Dose Progression

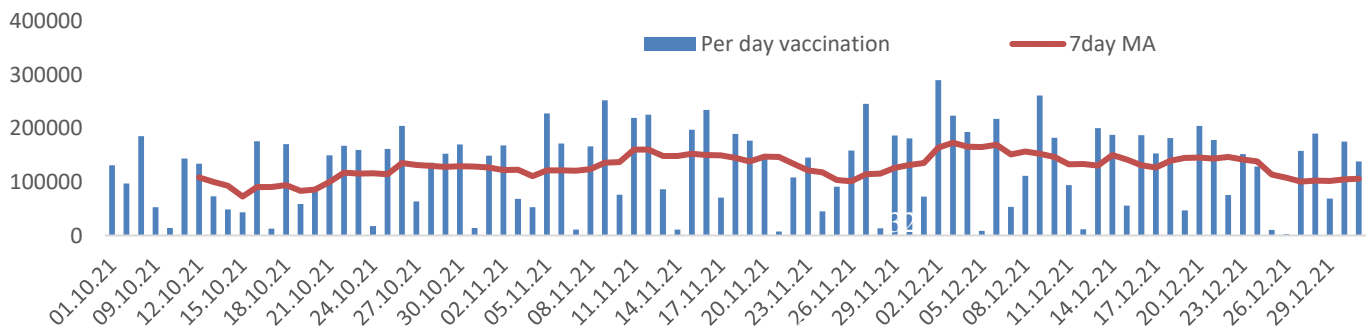
The chart shows the days taken for total COVID-19 Vaccination dozes(both first and second) in Kerala to cross every 50 lakh dose mark

It took 87 days to administer the first 50 lakh doses. The shortest time taken to 50 lakh was just 18 days 1). It took a total of 332 days to reach 452 lakh. Vaccination rates have dropped significantly since the last week of September.



## Vaccine Administered per Day and 7 days Moving Average in Last Quarter (Oct -Dec)

The seven-day moving average of daily dozes in the last quarter showed a peak on December 2<sup>nd</sup> and continued to fluctuate thereafter



## Important Message to the Public

- a. *Infection or infection rate is only a part and disease manifestation of disease is to be monitored*
- b. *Fatality among vaccinated people is very less. Disease severity among vaccinated people is less.*
- c. *People with comorbidity should be careful. Once detected covid positive they should get admitted and do not stay at home.*
- d. *Death among non-vaccinated people, especially people with comorbidity is because of late arrival in hospitals*
- e. *Diabetes and Hypertension together is the most common cause of patient death if they arrive late.*
- f. *Vaccinated people, only if symptomatic are advised to consult Doctor.*
- g. *Non Vaccinated people, if symptomatic, may do RTPCR test*
- h. *Antigen testing is only for emergency purpose*
- i. *Non vaccinated people with co-morbidities to do testing by RTPCR and consult doctor*
- j. *Repeat RTPCR is not needed among the people who are detected COVID positive in the previous 2 months*
- k. *All young person detected positive and at home isolation should do glucose test*

TABLE1.Total Vaccination done in the State as on 29/01/2022 midnight

State Summary-Total doses administered till 30/1/2022				at 12 AM				
District	Target	First Dose	Percent age	Second Dose	Percentage*	Precaution Dose	Percentage	Total doses administered
Alappuzha	1785011	1670442	94%	1448793	81%	41614	48%	3,160,849
Ernakulam	3126405	3190374	102%	2566336	82%	59950	39%	5,816,660
Idukki	920421	925929	101%	730946	79%	12185	31%	1,669,060
Kannur	2011583	2086607	104%	1714436	85%	38676	39%	3,839,719
Kasaragod	1052859	1007579	96%	791447	75%	17314	36%	1,816,340
Kollam	2198745	2146367	98%	1739441	79%	38018	40%	3,923,826
Kottayam	1647422	1609085	98%	1332937	81%	40778	48%	2,982,800
Kozhikode	2642551	2586416	98%	2019712	76%	34561	31%	4,640,689
Malappuram	3229570	3244828	100%	2372115	73%	28827	38%	5,645,770
Palakkad	2273003	2243841	99%	1778718	78%	38217	39%	4,060,776
Pathanamthitta	1085342	1123162	103%	906651	84%	41362	45%	2,071,175
Thiruvananthapuram	2820638	2782381	99%	2281832	81%	63008	39%	5,127,221
Thrissur	2669204	2545058	95%	2191776	82%	60294	54%	4,797,128
Wayanad	688943	719889	104%	590339	86%	16999	35%	1,327,227
<b>Grand Total</b>	<b>28,151,697</b>	<b>27,881,958</b>	<b>99%</b>	<b>22,465,479</b>	<b>80%</b>	<b>531,803</b>	<b>41%</b>	<b>50,879,240</b>

TABLE2. Covid-19 Vaccination Center Functional in the State as on 29/01/2022 midnight

<i>DISTRICTS</i>	15+	18+	Total
Alappuzha	82	89	171
Ernakulam	28	88	116
Idukki	5	25	30
Kannur	7	52	59
Kasaragod	31	23	54
Kollam	17	32	49
Kottayam	15	73	88
Kozhikode	27	115	142
Malappuram	34	85	119
Palakkad	16	47	63
Pathanamthitta	61	73	134
Thiruvananthapuram	108	35	143
Thrissur	39	132	171
Wayanad	37	38	75
<b>GrandTotal</b>	<b>507</b>	<b>907</b>	<b>1414</b>

TABLE3. Health Care Workers Coverage as on 29/01/2022 midnight

<b>DISTRICT</b>	<b>1st DOSE</b>	<b>2nd Dose</b>	<b>% fully vaccinated</b>	<b>Precaution dose</b>	<b>Precaution dose (%) *</b>
<b>Alappuzha</b>	29014	27151	94%	10061	51%
<b>Ernakulam</b>	85558	75453	88%	21157	36%
<b>Idukki</b>	13551	12965	96%	4227	45%
<b>Kannur</b>	40380	37392	93%	14098	49%
<b>Kasaragod</b>	11610	10778	93%	3602	46%
<b>Kollam</b>	36029	33649	93%	10926	46%
<b>Kottayam</b>	38705	36176	93%	12708	48%
<b>Kozhikode</b>	52732	47810	91%	12193	36%
<b>Malappuram</b>	44829	41855	93%	12671	50%
<b>Palakkad</b>	34671	31892	92%	11599	48%
<b>Pathanamthitta</b>	29332	24992	85%	8996	46%
<b>Thiruvananthapuram</b>	73416	66154	90%	19524	40%
<b>Thrissur</b>	51909	49068	95%	20674	55%
<b>Wayanad</b>	13977	13266	95%	5239	50%
<b>Grand Total</b>	<b>555713</b>	<b>508601</b>	<b>92%</b>	<b>167675</b>	<b>45%</b>

1st Dose coverage for HCW is 100%

\*Proportion of beneficiaries who are eligible ( completed 9 months after 2nd dose )

TABLE4. Frontline workers Coverage as on 29/01/2022 midnight

<b>DISTRICT</b>	<b>1st dose</b>	<b>2nd Dose</b>	<b>% fully vaccinated</b>	<b>Precaution dose</b>	<b>Precaution dose(%) *</b>
<b>Alappuzha</b>	39123	36661	94%	9011	36%
<b>Ernakulam</b>	54926	50201	91%	10506	30%
<b>Idukki</b>	22991	21277	93%	3589	25%
<b>Kannur</b>	41375	39891	96%	7126	26%
<b>Kasaragod</b>	24614	22388	91%	4193	27%
<b>Kollam</b>	42227	38677	92%	6420	28%
<b>Kottayam</b>	32138	30520	95%	8141	37%
<b>Kozhikode</b>	55262	52443	95%	5187	16%
<b>Malappuram</b>	53911	51139	95%	7460	24%
<b>Palakkad</b>	48093	45404	94%	9951	31%
<b>Pathanamthitta</b>	25247	22458	89%	4785	29%
<b>Thiruvananthapuram</b>	72974	67337	92%	12140	32%
<b>Thrissur</b>	41903	40678	97%	12775	48%
<b>Wayanad</b>	17018	16071	94%	2917	24%
<b>Grand Total</b>	<b>571802</b>	<b>535145</b>	<b>94%</b>	<b>104201</b>	<b>30%</b>

1st Dose coverage for FLW is 100%

\*Proportion of beneficiaries who are eligible ( completed 9 months after 2nd dose )



TABLE5.Age-Appropriate Group (45-59 Years) Coverage as on 29/01/2022 midnight

<b>Table 5: Age appropriate group (45-59 years) coverage</b>					
<b>45-59 years Coverage as on 30/01/2022 at 12 AM</b>					
<b>District</b>	<b>Target</b>	<b>1st Dose Coverage</b>	<b>Percentage</b>	<b>2nd Dose Coverage</b>	<b>Percentage fully vaccinated</b>
Alappuzha	535436	438114	82%	407398	76%
Ernakulam	809349	781996	97%	688667	85%
Idukki	237564	246634	104%	216015	91%
Kannur	527295	514756	98%	468467	89%
Kasaragod	253027	251632	99%	220947	87%
Kollam	541201	558761	103%	491492	91%
Kottayam	478470	413342	86%	366407	77%
Kozhikode	658949	653131	99%	567158	86%
Malappuram	733338	720635	98%	605642	83%
Palakkad	614226	545795	89%	484632	79%
Pathanamthitta	264372	281310	106%	248863	94%
Thiruvananthapuram	735836	679989	92%	601445	82%
Thrissur	689418	662679	96%	609385	88%
Wayanad	170537	177003	104%	163099	96%
<b>Grand Total</b>	<b>7249018</b>	<b>6,925,777</b>	<b>96%</b>	<b>6,139,617</b>	<b>85%</b>

TABLE6.Age-Appropriate Group (≥60 Years) Coverage as on 29/01/2022 midnight

<b>Table 6: Age appropriate group (≥ 60 years) coverage</b>							
<b>≥ 60 years Coverage as on 30/01/2022 at 12 AM</b>							
<b>District</b>	<b>Target</b>	<b>1st Dose Coverage</b>	<b>Percentage</b>	<b>2nd Dose Coverage</b>	<b>Percentage fully vaccinated</b>	<b>Precaution dose</b>	<b>%</b>
Alappuzha	424565	428195	101%	394674	93%	22542	55%
Ernakulam	673885	675091	100%	613315	91%	28287	46%
Idukki	193981	194268	100%	170947	88%	4369	29%
Kannur	438602	443807	101%	406676	93%	17452	41%
Kasaragod	182460	181438	99%	158707	87%	9519	40%
Kollam	497558	498652	100%	448052	90%	20672	42%
Kottayam	418008	418901	100%	378350	91%	19929	56%
Kozhikode	526896	528053	100%	471970	90%	17181	36%
Malappuram	477642	487054	102%	425647	89%	8696	44%
Palakkad	437708	438858	100%	394602	90%	16667	40%
Pathanamthitta	311297	311691	100%	277873	89%	27581	49%
Thiruvananthapuram	630465	631686	100%	562444	89%	31344	42%
Thrissur	581781	587065	101%	549568	94%	26845	56%
Wayanad	128009	128176	100%	113525	89%	8843	33%
<b>Grand Total</b>	<b>5922857</b>	<b>5,952,935</b>	<b>101%</b>	<b>5,366,350</b>	<b>91%</b>	<b>259,927</b>	<b>45%</b>

TABLE 6. Age-Appropriate Group (18-44 Years) Coverage as on 29/01/2022 midnight

18-44 years Coverage as on 30/01/2022 at 12 AM					
District	Target	First Dose		2nd Dose Coverage	Percentage fully vaccinated*
		1st Dose Coverage	Percentage		
Alappuzha	744178	664861	89%	582909	78%
Ernakulam	1470864	1496451	102%	1138700	77%
Idukki	437537	416316	95%	309742	71%
Kannur	947964	956101	101%	762010	80%
Kasaragod	556876	495481	89%	378627	68%
Kollam	1054752	924904	88%	727571	69%
Kottayam	665544	649711	98%	521484	78%
Kozhikode	1313678	1205239	92%	880331	67%
Malappuram	1777378	1801698	101%	1247832	70%
Palakkad	1088327	1074129	99%	822188	76%
Pathanamthitta	460819	440201	96%	332465	72%
Thiruvananthapuram	1309099	1236732	94%	984452	75%
Thrissur	1274465	1090351	86%	943077	74%
Wayanad	361152	352243	98%	284378	79%
<b>Grand Total</b>	<b>13462633</b>	<b>12,804,418</b>	<b>95%</b>	<b>9,915,766</b>	<b>74%</b>

\*Among those who have taken first dose

TABLE 7. Age-Appropriate Group (15-17 Years) Coverage as on 29/01/2022 midnight

Table 6: Age appropriate group (15-17 years) coverage			
15-17 years Coverage as on		30/01/2022	at 12 AM
District	Target	1st Dose Coverage	Percentage
Alappuzha	80832	71135	88%
Ernakulam	172307	96352	56%
Idukki	51339	32169	63%
Kannur	97722	90188	92%
Kasaragod	60496	42804	71%
Kollam	105234	85794	82%
Kottayam	85400	56288	66%
Kozhikode	143028	91999	64%
Malappuram	241212	136701	57%
Palakkad	132742	102295	77%
Pathanamthitta	48854	35381	72%
Thiruvananthapuram	145238	87584	60%
Thrissur	123540	111151	90%
Wayanad	29245	31472	108%
<b>Grand Total</b>	<b>1,517,189</b>	<b>1,071,313</b>	<b>71%</b>

TABLE 8. State Summary(18+) as on 29/01/2022 midnight

State Summary (18+) 30-01-2022 at 12 AM							
District	Target	First Dose	Percentage	Second Dose	Percentage*	Precaution Dose	Percentage
Alappuzha	1704179	1599307	94%	1448793	85%	41614	48%
Ernakulam	2954098	3094022	105%	2566336	87%	59950	39%
Idukki	869082	893760	103%	730946	84%	12185	31%
Kannur	1913861	1996419	104%	1714436	90%	38676	39%
Kasaragod	992363	964775	97%	791447	80%	17314	36%
Kollam	2093511	2060573	98%	1739441	83%	38018	40%
Kottayam	1562022	1552797	99%	1332937	85%	40778	48%
Kozhikode	2499523	2494417	100%	2019712	81%	34561	31%
Malappuram	2988358	3108127	104%	2372115	79%	28827	38%
Palakkad	2140261	2141546	100%	1778718	83%	38217	39%
Pathanamthitta	1036488	1087781	105%	906651	87%	41362	45%
Thiruvananthapuram	2675400	2694797	101%	2281832	85%	63008	39%
Thrissur	2545664	2433907	96%	2191776	86%	60294	54%
Wayanad	659698	688417	104%	590339	89%	16999	35%
<b>Grand Total</b>	<b>2,67,09,000</b>	<b>26,810,645</b>	<b>100%</b>	<b>22,465,479</b>	<b>84%</b>	<b>531,803</b>	<b>41%</b>

\*Revised target population(> 18 years) as per MOHFW is 2.67 crores  
\*As per letter from Additional Secretary MOHFW- D O No 2317579/2021/Imm dated 15/09/2021

TABLE 9. Achievement for the day 29/01/2022 midnight

Daily achievement 30-01-2022				
District	First Dose	Second Dose	Precaution dose	Total Doses Administered
Alappuzha	684	1201	1919	3804
Ernakulam	1103	2680	2087	5870
Idukki	152	813	400	1365
Kannur	602	1919	1917	4438
Kasaragod	558	537	631	1726
Kollam	522	965	1303	2790
Kottayam	845	1517	1165	3527
Kozhikode	1953	3016	1099	6068
Malappuram	2781	3628	822	7231
Palakkad	850	2711	1737	5298
Pathanamthitta	400	524	1210	2134
Thiruvananthapuram	1662	1177	2601	5440
Thrissur	1080	2323	2256	5659
Wayanad	263	358	799	1420
<b>Grand Total</b>	<b>13455</b>	<b>23369</b>	<b>19946</b>	<b>56770</b>

\*\* Vaccine stock details couldn't be downloaded from e-VIN portal as the portal is down.

TABLE 9.COVID Vaccination related sites

<a href="mailto:support@cowin.gov.in">support@cowin.gov.in</a> <a href="https://www.cowin.gov.in/home">https://www.cowin.gov.in/home</a> <a href="https://dashboard.kerala.gov.in/">https://dashboard.kerala.gov.in/</a> <a href="https://dhs.kerala.gov.in/https://aogyakeralam.gov.in/https://sha.kerala.gov.in/">https://dhs.kerala.gov.in/https://aogyakeralam.gov.in/https://sha.kerala.gov.in/</a>
---

TABLE10. COVID Vaccination related Helpline numbers

National/State/District	Line1	Line2	Line3
National Helpline	1075	+91 1123978046	0120 4473222
Disha	1056	04712552056	
StateCallCenter	04712309251	04712309252	04712309255
Thiruvananthapuram	9188610100	1077	
Kollam	04742797609	8589015556	
Pathanamthitta	04682222515	04682228220	
Alappuzha	04772239999		
Kottayam	04812565200	04812304800	04812581900
Idukki	18004255640	04862232220	04862233118
Ernakulam	9072303861		
Thrissur	9400066921	9400066922	9400066923
Palakkad	04912505264	04912505189	8943341439
Malappuram	04832733253	04832737858	04832733252
Kozhikode	7594001442		
Wayanad	04936202343	04936202375	9072510900
Kannur	04972700194		
Kasargod	9061076590	9061079244	9061078026