



കേരള സർക്കാർ

COVID-19 OUTBREAK CONTROL AND PREVENTION STATE
CELL HEALTH&FAMILY WELFARE DEPARTMENT
Govt of Kerala
www.health.kerala.gov.in

www.dhs.kerala.gov.in

controlroomdhskerala@gmail.com

KeralaHEALTH-COVID-19 DAILY VACCINATION BULLETIN

Date: 02/02/2022

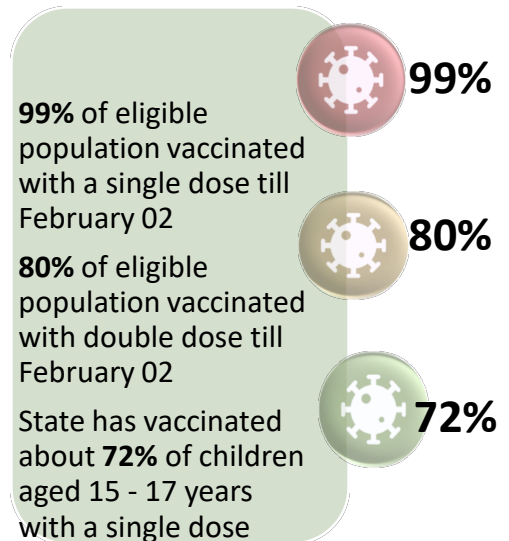
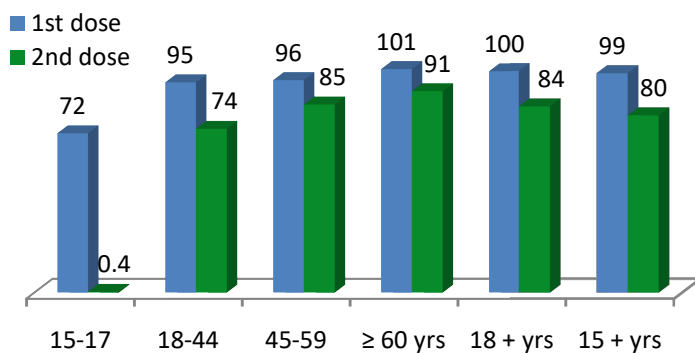
**OUR HEALTH OUR RESPONSIBILITY
VACCINE ADVISORY**

- *People who are vaccinated with Covid Vaccine are reported to have reduced Covid related ICU admissions, serious disease and death.*
- *Early vaccination is useful to safeguard our life from this deadly disease.*
- *Vaccination sessions are planned as per the availability of vaccine. All are requested to cooperate.*
- *After receiving the first dose, second dose of Covishield vaccine is be taken between 12–16weeks and second dose of Covaxin between 4-6weeks.*
- *Covid vaccination is currently available to all above the age of 18.*
- *Vaccination is available free of cost in all Government covid vaccination centers, and at a nominal rate (as per the GoI order F.No.2079203/2021/Immunization) in selected private Hospitals.*
- **ENSURE ALL YOUR ELIGIBLE FAMILY MEMBERS ARE PROTECTED BY RECEIVING ANY OF THE AVAILABLE COVID VACCINE.**
- **“BOTH COVAXIN AND COVISHIELD ARE EQUALLY EFFECTIVE AND SAFE”**
- **“BE FULLY PROTECTED – GET THE SECOND DOSE AT YOUR SCHEDULED TIME”**

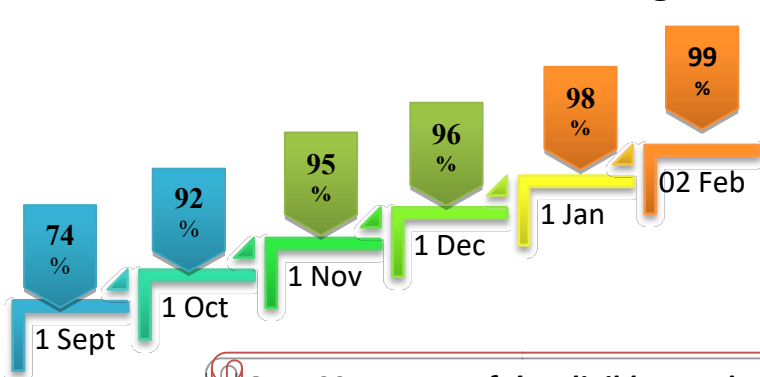
ANALYSIS

COVID-19 mass vaccinations are showing signs of preventing illness and steep decline in cases and hospital admissions in countries which done vaccination. Kerala started its vaccination for health care workers from January 16, 2021. The COVID-19 Vaccines Operational Guidelines issued by the Ministry of Health and Family Welfare, Govt. of India, 28th December 2020 and all subsequent Guidelines issued by Ministry of Health and Family Welfare, Govt of India are followed at the sites and all vaccination lanes

Summary of COVID Vaccine Administered as on 02-02-2022 midnight



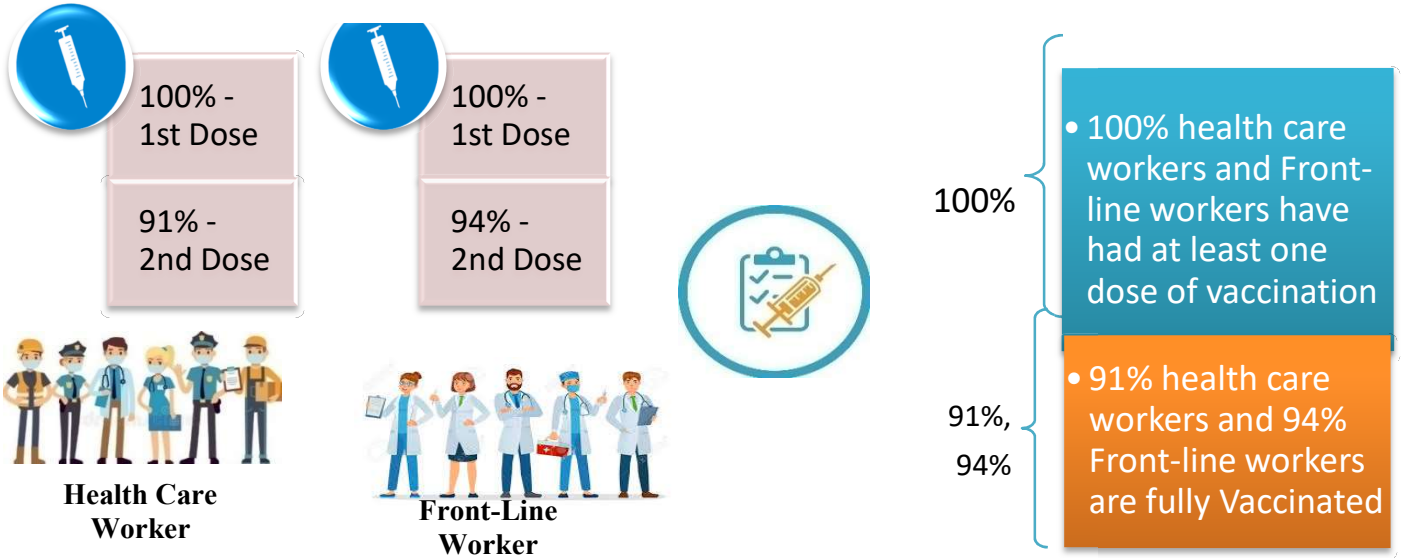
Time Line of Vaccination Coverage



Kerala began administration of COVID 19 Vaccines on 16th January, 2021. As of 02nd February 2022, Kerala has administered over 51 million doses overall, including first and second doses of vaccines.


Over 99 per cent of the eligible population (15 + years) in Kerala has been administered the first dose of the Covid-19 vaccine. The state has achieved the target within 383 days since the beginning of the vaccination drive on January 16, 2021

Health Care Workers & Front-line Workers Vaccinated



Are You Vaccinated? You Still Need to Practice: SMS

- Even after vaccination, follow COVID appropriate behavior
- Practice Social Distancing and greet without physical contact
- Always wear clean face mask
- Wash your hands thoroughly and frequently or use hand sanitizer
- Follow the current COVID 19 guidelines to prevent further spread
- Stay Safe. Stay Strong. Get Vaccinated



Even After Getting Vaccinated Keep Taking Precautions to Protect Your Self



GET VACCINATED



WASH YOUR HANDS



WEAR A MASK



KEEP YOUR DISTANCE

The Race Towards Full Vaccination - Weekly Trend

22ndJan, 2022 – 28thJan, 2022

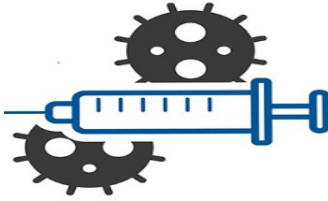
Kerala Administered over

3.17 Lakh

COVID Vaccine Doses

in the last 7 days

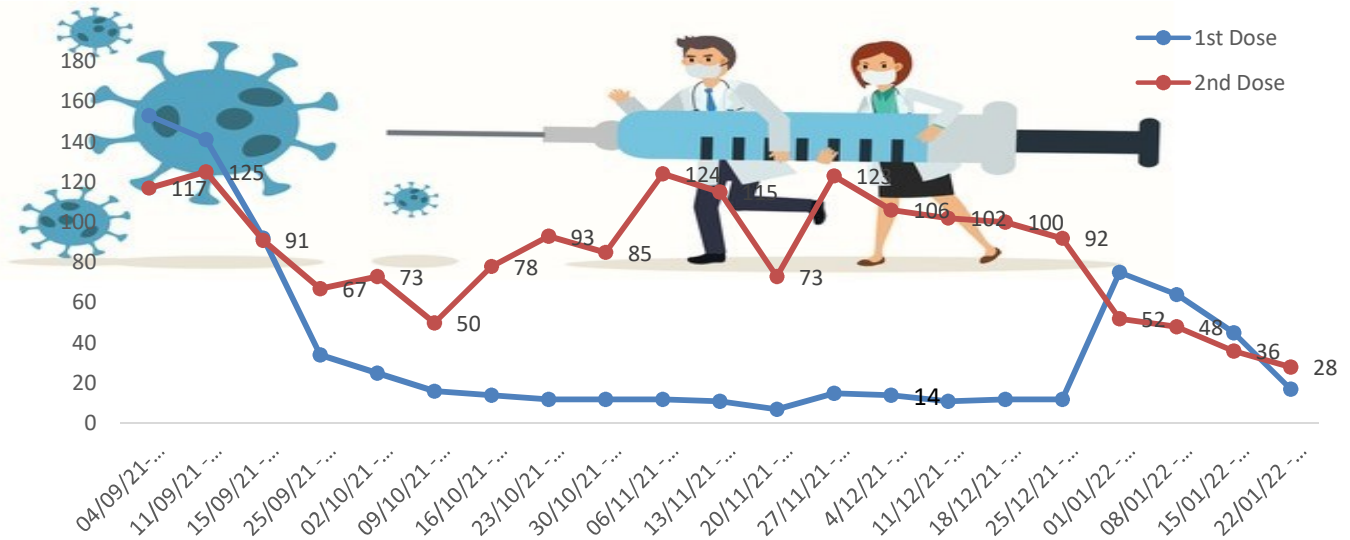
(22ndJan, 2022 to 28thJan)



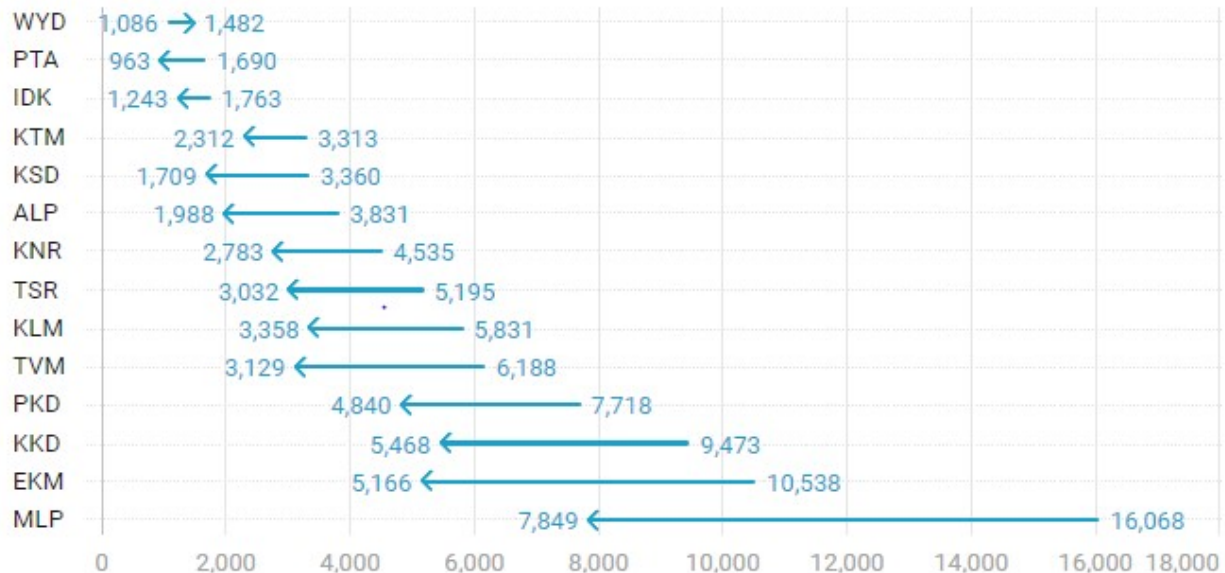
From 22nd Jan, 2022 to 28thJan, 2022 on average

0.45lakh doses were administered daily.

Average Doses Administered Per day per week (in 1000)



Trend in average per day vaccination for the last two weeks

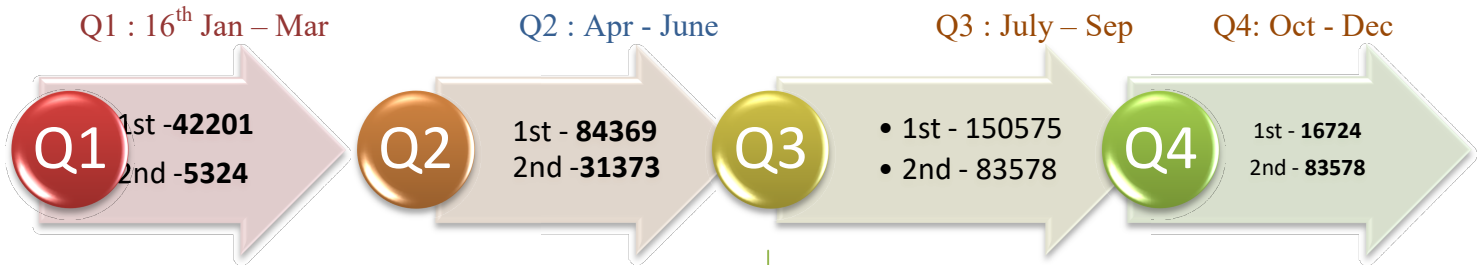


Race Against Time – Vaccination Quarterly Status

(Q1: 16th Jan-Mar, Q2: Apr-June, Q3: July-Sep, Q4: Oct-Dec)

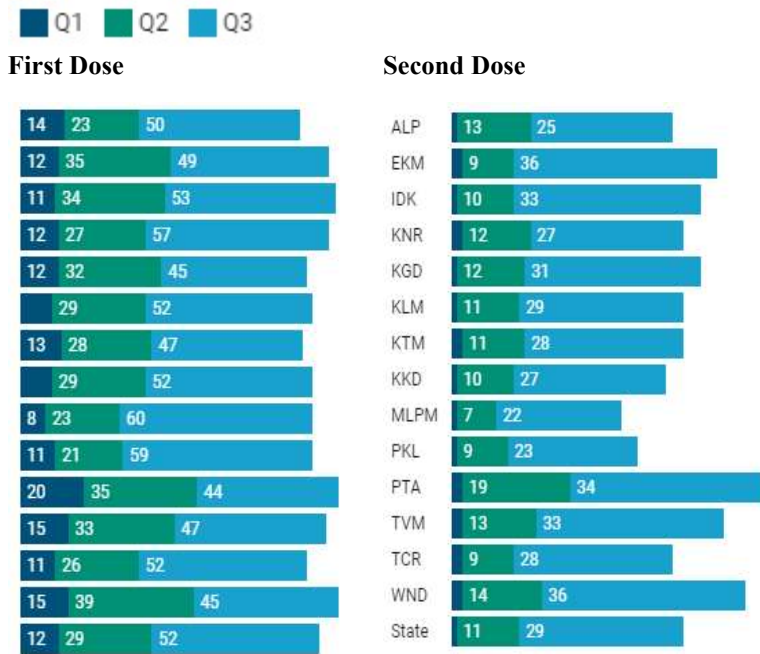
Daily Average Dozes Administered per Quarter

In the first Quarter, only 42201 first dozes and 5324 second dozes were administered daily on average. During the second, third and fourth quarters, the daily vaccination of the first and second dozes increased significantly.



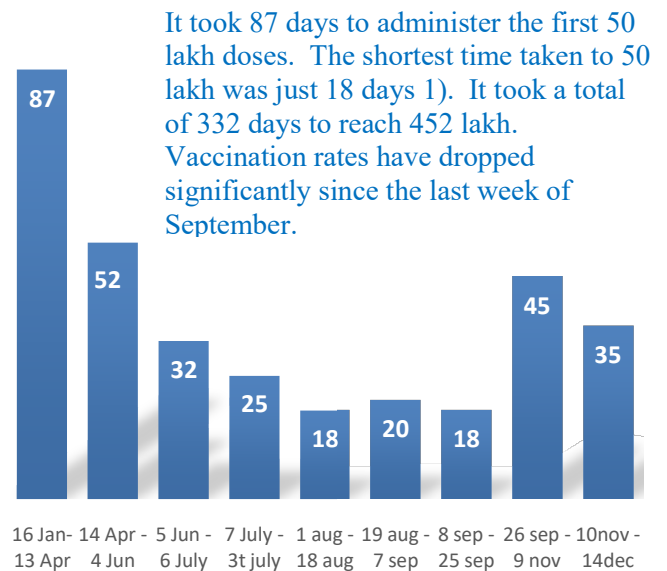
Vaccination Achievement per Quarter

In the third quarter of the immunization drive, 52% of the eligible population (18 + age) in Kerala were given the first dose and 29% the second dose.



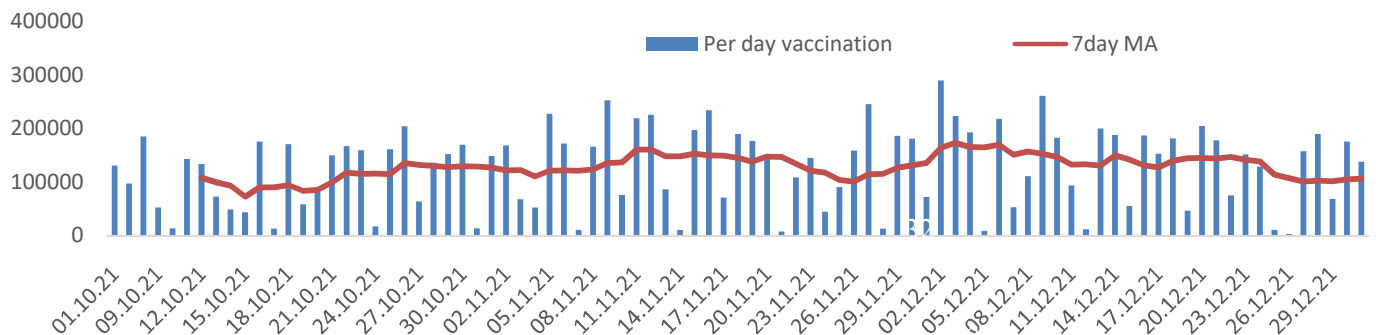
Dose Progression

The chart shows the days taken for total COVID-19 Vaccination doses(both first and second) in Kerala to cross every 50 lakh dose mark



Vaccine Administered per Day and 7 days Moving Average in Last Quarter (Oct -Dec)

The seven-day moving average of daily dozes in the last quarter showed a peak on December 2nd and continued to fluctuate thereafter



Important Message to the Public

- a. *Infection or infection rate is only a part and disease manifestation of disease is to be monitored*
- b. *Fatality among vaccinated people is very less. Disease severity among vaccinated people is less.*
- c. *People with comorbidity should be careful. Once detected covid positive they should get admitted and do not stay at home.*
- d. *Death among non-vaccinated people, especially people with comorbidity is because of late arrival in hospitals*
- e. *Diabetes and Hypertension together is the most common cause of patient death if they arrive late.*
- f. *Vaccinated people, only if symptomatic are advised to consult Doctor.*
- g. *Non Vaccinated people, if symptomatic, may do RTPCR test*
- h. *Antigen testing is only for emergency purpose*
- i. *Non vaccinated people with co-morbidities to do testing by RTPCR and consult doctor*
- j. *Repeat RTPCR is not needed among the people who are detected COVID positive in the previous 2 months*
- k. *All young person detected positive and at home isolation should do glucose test*

TABLE1.Total Vaccination done in the State as on 02/02/2022 midnight

State Summary-Total doses administered till 03/2/2022				at 12 AM				
District	Target	First Dose	Percent age	Second Dose	Percentage*	Precaution Dose	Percentage	Total doses administered
Alappuzha	1785011	1671582	94%	1453138	81%	48101	48%	3,172,821
Ernakulam	3126405	3193780	102%	2574354	82%	66100	40%	5,834,234
Idukki	920421	926503	101%	733374	80%	13791	33%	1,673,668
Kannur	2011583	2088173	104%	1722292	86%	43517	42%	3,853,982
Kasaragod	1052859	1008998	96%	794220	75%	19742	38%	1,822,960
Kollam	2198745	2148076	98%	1745478	79%	44412	40%	3,937,966
Kottayam	1647422	1610271	98%	1336580	81%	43492	49%	2,990,343
Kozhikode	2642551	2589476	98%	2027834	77%	38937	31%	4,656,247
Malappuram	3229570	3255199	101%	2383482	74%	31669	37%	5,670,350
Palakkad	2273003	2246485	99%	1787675	79%	44488	42%	4,078,648
Pathanamthitta	1085342	1124016	104%	908295	84%	45268	47%	2,077,579
Thiruvananthapuram	2820638	2784046	99%	2290283	81%	74840	42%	5,149,169
Thrissur	2669204	2546835	95%	2198492	82%	64412	54%	4,809,739
Wayanad	688943	720388	105%	591664	86%	18574	36%	1,330,626
Grand Total	28,151,697	27,913,828	99%	22,547,161	80%	597,343	42%	51,058,332

TABLE2.Covid-19 Vaccination Center Functional in the State as on 02/02/2022 midnight

<i>DISTRICTS</i>	15+	18+	Total
Alappuzha	0	7	7
Ernakulam	6	46	52
Idukki	2	8	10
Kannur	0	25	25
Kasaragod	1	16	17
Kollam	29	53	82
Kottayam	1	15	16
Kozhikode	17	108	125
Malappuram	28	57	85
Palakkad	2	30	32
Pathanamthitta	1	12	13
Thiruvananthapuram	7	37	44
Thrissur	3	17	20
Wayanad	36	37	73
GrandTotal	133	468	601

TABLE3. Health Care Workers Coverage as on 02/02/2022 midnight

DISTRICT	1st DOSE	2nd Dose	% fully vaccinated	Precaution dose	Precaution dose (%) *
Alappuzha	29014	27158	94%	10370	51%
Ernakulam	85558	75470	88%	21930	37%
Idukki	13551	12968	96%	4392	45%
Kannur	40382	37409	93%	14491	50%
Kasaragod	11610	10779	93%	3738	47%
Kollam	36030	33660	93%	11301	46%
Kottayam	38705	36186	93%	13036	49%
Kozhikode	52732	47821	91%	12757	37%
Malappuram	44829	41868	93%	13071	50%
Palakkad	34671	31906	92%	12116	49%
Pathanamthitta	29332	24997	85%	9216	47%
Thiruvananthapuram	73417	66180	90%	20338	41%
Thrissur	51909	49081	95%	21045	56%
Wayanad	13977	13268	95%	5346	50%
Grand Total	555717	508751	92%	173147	45%

1st Dose coverage for HCW is 100%

*Proportion of beneficiaries who are eligible (completed 9 months after 2nd dose)

TABLE4. Frontline workers Coverage as on 02/02/2022 midnight

DISTRICT	1st dose	2nd Dose	% fully vaccinated	Precaution dose	Precaution dose(%) *
Alappuzha	39123	36671	94%	9604	36%
Ernakulam	54926	50215	91%	11759	33%
Idukki	22992	21284	93%	3884	26%
Kannur	41376	39902	96%	7860	28%
Kasaragod	24614	22404	91%	4675	29%
Kollam	42231	38696	92%	6976	29%
Kottayam	32139	30537	95%	8377	37%
Kozhikode	55262	52452	95%	5597	17%
Malappuram	53911	51145	95%	8165	25%
Palakkad	48093	45431	94%	11007	34%
Pathanamthitta	25247	22464	89%	5015	30%
Thiruvananthapuram	72979	67374	92%	13335	34%
Thrissur	41903	40681	97%	13168	47%
Wayanad	17018	16072	94%	3037	25%
Grand Total	571814	535328	94%	112459	31%

1st Dose coverage for FLW is 100%

*Proportion of beneficiaries who are eligible (completed 9 months after 2nd dose)

TABLE5.Age-Appropriate Group (45-59 Years) Coverage as on 02/02/2022 midnight

Table 5: Age appropriate group (45-59 years) coverage					
45-59 years Coverage as on 03/02/2022 at 12 AM					
District	Target	1st Dose Coverage	Percentage	2nd Dose Coverage	Percentage fully vaccinated
Alappuzha	535436	438209	82%	408133	76%
Ernakulam	809349	782166	97%	689895	85%
Idukki	237564	246681	104%	216385	91%
Kannur	527295	514868	98%	469985	89%
Kasaragod	253027	251710	99%	221286	87%
Kollam	541201	558918	103%	492588	91%
Kottayam	478470	413444	86%	367155	77%
Kozhikode	658949	653295	99%	568477	86%
Malappuram	733338	720887	98%	607446	83%
Palakkad	614226	545993	89%	486191	79%
Pathanamthitta	264372	281369	106%	249084	94%
Thiruvananthapuram	735836	680188	92%	602859	82%
Thrissur	689418	662800	96%	610331	89%
Wayanad	170537	177018	104%	163201	96%
Grand Total	7249018	6,927,546	96%	6,153,016	85%

TABLE6.Age-Appropriate Group (≥60 Years) Coverage as on 02/02/2022 midnight

Table 6: Age appropriate group (≥ 60 years) coverage							
≥ 60 years Coverage as on 03/02/2022 at 12 AM							
District	Target	1st Dose Coverage	Percentage	2nd Dose Coverage	Percentage fully vaccinated	Precaution dose	%
Alappuzha	424565	428272	101%	395144	93%	28127	53%
Ernakulam	673885	675218	100%	613917	91%	32411	47%
Idukki	193981	194300	100%	171128	88%	5515	31%
Kannur	438602	443867	101%	407516	93%	21166	46%
Kasaragod	182460	181464	99%	158865	87%	11329	40%
Kollam	497558	498751	100%	448676	90%	26135	43%
Kottayam	418008	418967	100%	378836	91%	22079	56%
Kozhikode	526896	528150	100%	472804	90%	20583	37%
Malappuram	477642	487156	102%	426347	89%	10433	40%
Palakkad	437708	438957	100%	395295	90%	21365	44%
Pathanamthitta	311297	311727	100%	278059	89%	31037	51%
Thiruvananthapuram	630465	631817	100%	563392	89%	41167	45%
Thrissur	581781	587139	101%	550024	95%	30199	55%
Wayanad	128009	128183	100%	113570	89%	10191	35%
Grand Total	5922857	5,953,968	101%	5,373,573	91%	311,737	46%

TABLE 6. Age-Appropriate Group (18-44 Years) Coverage as on 02/02/2022 midnight

18-44 years Coverage as on 03/02/2022 at 12 AM					
District	Target	First Dose		2nd Dose Coverage	Percentage fully vaccinated*
		1st Dose Coverage	Percentage		
Alappuzha	744178	665343	89%	585109	79%
Ernakulam	1470864	1497866	102%	1144493	78%
Idukki	437537	416619	95%	311388	71%
Kannur	947964	956898	101%	767010	81%
Kasaragod	556876	496152	89%	380586	68%
Kollam	1054752	925631	88%	731169	69%
Kottayam	665544	650244	98%	523725	79%
Kozhikode	1313678	1206801	92%	886062	67%
Malappuram	1777378	1804763	102%	1256635	71%
Palakkad	1088327	1075644	99%	828496	76%
Pathanamthitta	460819	440460	96%	333497	72%
Thiruvananthapuram	1309099	1237823	95%	990042	76%
Thrissur	1274465	1090940	86%	946480	74%
Wayanad	361152	352401	98%	285174	79%
Grand Total	13462633	12,817,585	95%	9,969,866	74%

*Among those who have taken first dose

TABLE 7. Age-Appropriate Group (15-17 Years) Coverage as on 02/02/2022 midnight

15-17 years Coverage as on 03/02/2022 at 12 AM					
District	Target	1st Dose Coverage	Percentage	2nd Dose Coverage	Percentage fully vaccinated
Alappuzha	80832	71621	89%	923	1.1%
Ernakulam	172307	98046	57%	364	0.2%
Idukki	51339	32360	63%	221	0.4%
Kannur	97722	90782	93%	470	0.5%
Kasaragod	60496	43448	72%	300	0.5%
Kollam	105234	86515	82%	689	0.7%
Kottayam	85400	56772	66%	141	0.2%
Kozhikode	143028	93236	65%	218	0.2%
Malappuram	241212	143653	60%	41	0.0%
Palakkad	132742	103127	78%	356	0.3%
Pathanamthitta	48854	35881	73%	194	0.4%
Thiruvananthapuram	145238	87822	60%	436	0.3%
Thrissur	123540	112144	91%	1895	1.5%
Wayanad	29245	31791	109%	379	1.3%
Grand Total	1,517,189	1,087,198	72%	6627	0.4%

TABLE 8.State Summary (18+) as on 02/02/2022 midnight

State Summary (18+) 03-02-2022 at 12 AM							
District	Target	First Dose	Percentage	Second Dose	Percentage*	Precaution Dose	Percentage
Alappuzha	1704179	1599961	94%	1452215	85%	48101	48%
Ernakulam	2954098	3095734	105%	2573990	87%	66100	40%
Idukki	869082	894143	103%	733153	84%	13791	33%
Kannur	1913861	1997391	104%	1721822	90%	43517	42%
Kasaragod	992363	965550	97%	793920	80%	19742	38%
Kollam	2093511	2061561	98%	1744789	83%	44412	40%
Kottayam	1562022	1553499	99%	1336439	86%	43492	49%
Kozhikode	2499523	2496240	100%	2027616	81%	38937	31%
Malappuram	2988358	3111546	104%	2383441	80%	31669	37%
Palakkad	2140261	2143358	100%	1787319	84%	44488	42%
Pathanamthitta	1036488	1088135	105%	908101	88%	45268	47%
Thiruvananthapuram	2675400	2696224	101%	2289847	86%	74840	42%
Thrissur	2545664	2434691	96%	2196597	86%	64412	54%
Wayanad	659698	688597	104%	591285	90%	18574	36%
Grand Total	2,67,09,000	26,826,630	100%	22,540,534	84%	597,343	42%

*Revised target population(> 18 years) as per MOHFW is 2.67 crores
*As per letter from Additional Secretary MOHFW- D O No 2317579/2021/Imm dated 15/09/2021

TABLE 9. Achievement for the day 02/02/2022 midnight

Daily achievement 03-02-2022				
District	First Dose	Second Dose	Precaution dose	Total Doses Administered
Alappuzha	86	481	288	855
Ernakulam	399	391	366	1156
Idukki	4	49	31	84
Kannur	63	195	155	413
Kasaragod	328	441	379	1148
Kollam	112	460	438	1010
Kottayam	26	95	94	215
Kozhikode	341	1396	588	2325
Malappuram	3596	1920	413	5929
Palakkad	159	595	514	1268
Pathanamthitta	8	34	79	121
Thiruvananthapuram	144	535	1380	2059
Thrissur	41	111	186	338
Wayanad	75	237	224	536
Grand Total	5382	6940	5135	17457

** Vaccine stock details couldn't be downloaded from e-VIN portal as the portal is down.

TABLE9.COVID Vaccination related sites

support@cowin.gov.in https://www.cowin.gov.in/home https://dashboard.kerala.gov.in/ https://dhs.kerala.gov.in/https://aogyakeralam.gov.in/https://sha.kerala.gov.in/

TABLE10.COVID Vaccination related Helpline numbers

National/State/District	Line1	Line2	Line3
National Helpline	1075	+91 1123978046	0120 4473222
Disha	1056	04712552056	
StateCallCenter	04712309251	04712309252	04712309255
Thiruvananthapuram	9188610100	1077	
Kollam	04742797609	8589015556	
Pathanamthitta	04682222515	04682228220	
Alappuzha	04772239999		
Kottayam	04812565200	04812304800	04812581900
Idukki	18004255640	04862232220	04862233118
Ernakulam	9072303861		
Thrissur	9400066921	9400066922	9400066923
Palakkad	04912505264	04912505189	8943341439
Malappuram	04832733253	04832737858	04832733252
Kozhikode	7594001442		
Wayanad	04936202343	04936202375	9072510900
Kannur	04972700194		
Kasargod	9061076590	9061079244	9061078026