



കേരള സർക്കാർ

COVID-19 OUTBREAK CONTROL AND PREVENTION STATE
CELL HEALTH&FAMILY WELFARE DEPARTMENT
Govt of Kerala
www.health.kerala.gov.in

www.dhs.kerala.gov.in

controlroomdhskerala@gmail.com

KeralaHEALTH-COVID-19 DAILY VACCINATION BULLETIN

Date: 03/02/2022

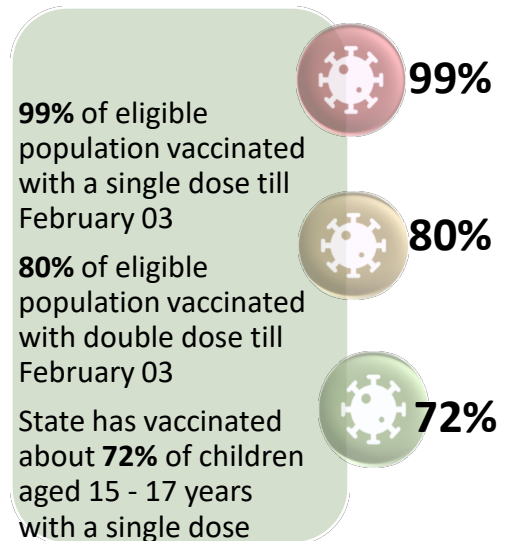
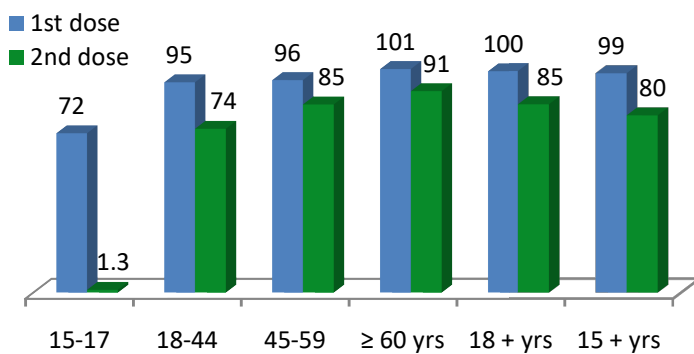
**OUR HEALTH OUR RESPONSIBILITY
VACCINE ADVISORY**

- *People who are vaccinated with Covid Vaccine are reported to have reduced Covid related ICU admissions, serious disease and death.*
- *Early vaccination is useful to safeguard our life from this deadly disease.*
- *Vaccination sessions are planned as per the availability of vaccine. All are requested to cooperate.*
- *After receiving the first dose, second dose of Covishield vaccine is be taken between 12–16weeks and second dose of Covaxin between 4-6weeks.*
- *Covid vaccination is currently available to all above the age of 18.*
- *Vaccination is available free of cost in all Government covid vaccination centers, and at a nominal rate (as per the GoI order F.No.2079203/2021/Immunization) in selected private Hospitals.*
- **ENSURE ALL YOUR ELIGIBLE FAMILY MEMBERS ARE PROTECTED BY RECEIVING ANY OF THE AVAILABLE COVID VACCINE.**
- **“BOTH COVAXIN AND COVISHIELD ARE EQUALLY EFFECTIVE AND SAFE”**
- **“BE FULLY PROTECTED – GET THE SECOND DOSE AT YOUR SCHEDULED TIME”**

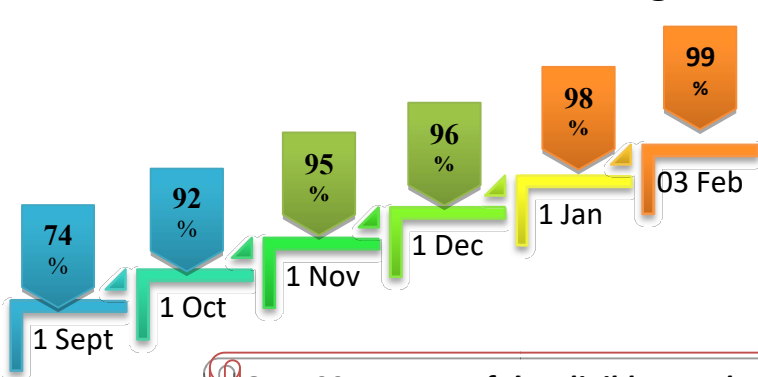
ANALYSIS

COVID-19 mass vaccinations are showing signs of preventing illness and steep decline in cases and hospital admissions in countries which done vaccination. Kerala started its vaccination for health care workers from January 16, 2021. The COVID-19 Vaccines Operational Guidelines issued by the Ministry of Health and Family Welfare, Govt. of India, 28th December 2020 and all subsequent Guidelines issued by Ministry of Health and Family Welfare, Govt of India are followed at the sites and all vaccination lanes

Summary of COVID Vaccine Administered as on 03-02-2022 midnight



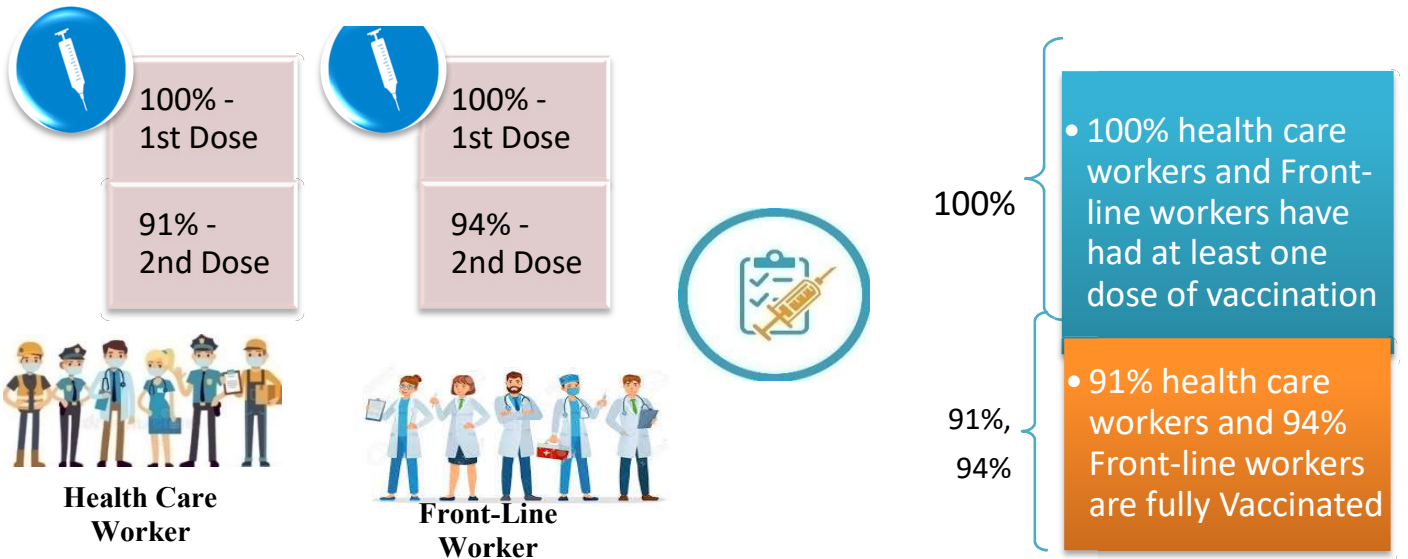
Time Line of Vaccination Coverage



Kerala began administration of COVID 19 Vaccines on 16th January, 2021. As of 03rd February 2022, Kerala has administered over 51 million doses overall, including first and second doses of vaccines.


Over 99 per cent of the eligible population (15 + years) in Kerala has been administered the first dose of the Covid-19 vaccine. The state has achieved the target within 384 days since the beginning of the vaccination drive on January 16, 2021

Health Care Workers & Front-line Workers Vaccinated



Are You Vaccinated? You Still Need to Practice: SMS

- Even after vaccination, follow COVID appropriate behavior
- Practice Social Distancing and greet without physical contact
- Always wear clean face mask
- Wash your hands thoroughly and frequently or use hand sanitizer
- Follow the current COVID 19 guidelines to prevent further spread
- Stay Safe. Stay Strong. Get Vaccinated



Even After Getting Vaccinated Keep Taking Precautions to Protect Your Self



GET VACCINATED



WASH YOUR HANDS



WEAR A MASK



KEEP YOUR DISTANCE

The Race Towards Full Vaccination - Weekly Trend

22ndJan, 2022 – 28thJan, 2022

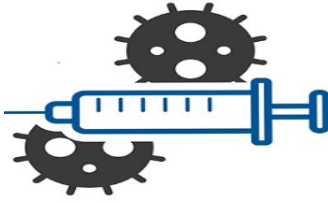
Kerala Administered over

3.17 Lakh

COVID Vaccine Doses

in the last 7 days

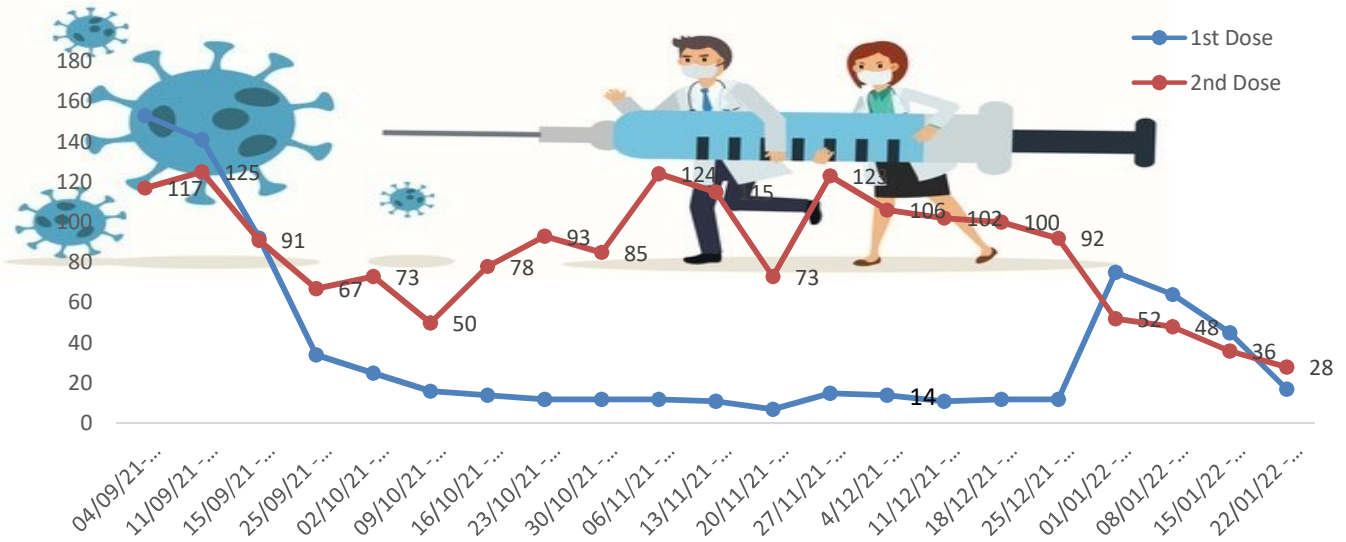
(22ndJan, 2022 to 28thJan)



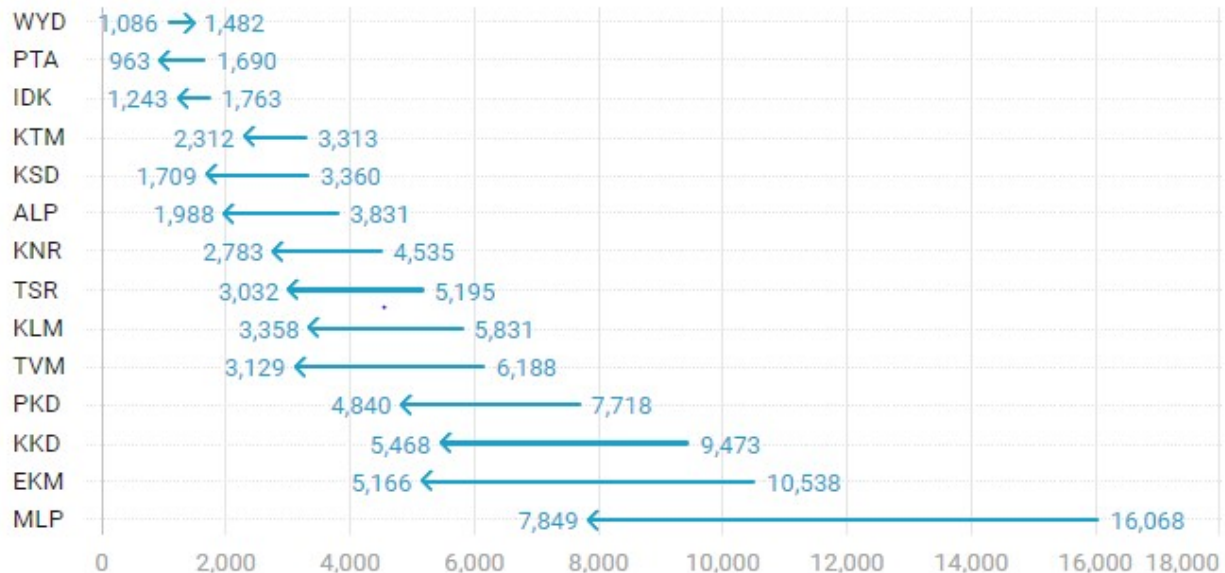
From 22nd Jan, 2022 to 28thJan, 2022 on average

0.45lakh doses were administered daily.

Average Doses Administered Per day per week (in 1000)



Trend in average per day vaccination for the last two weeks

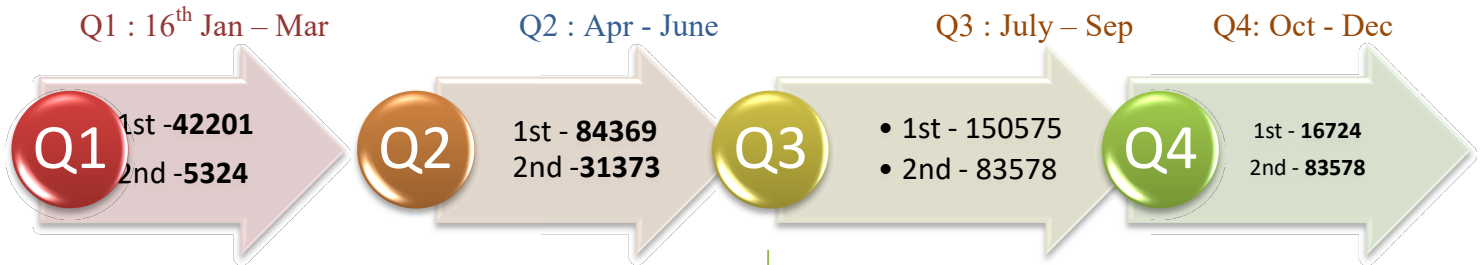


Race Against Time – Vaccination Quarterly Status

(Q1: 16th Jan-Mar, Q2: Apr-June, Q3: July-Sep, Q4: Oct-Dec)

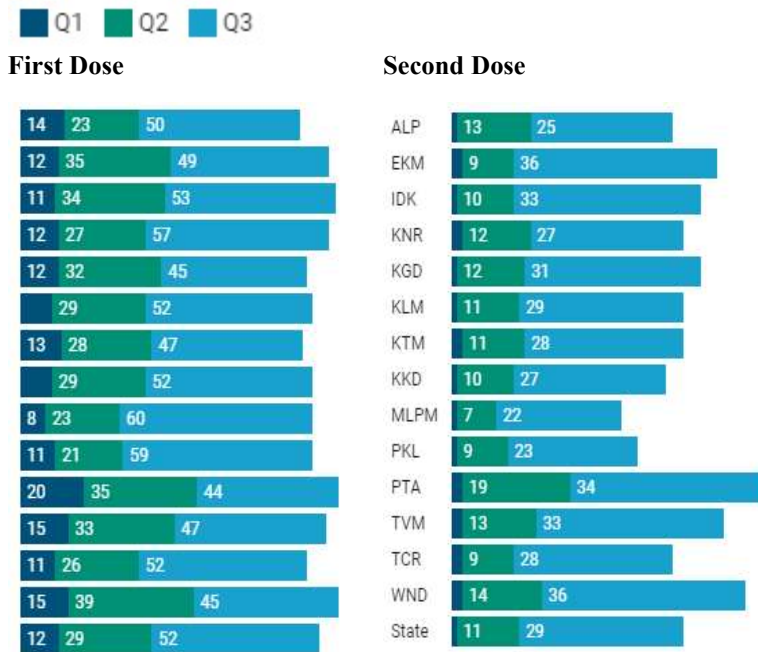
Daily Average Dozes Administered per Quarter

In the first Quarter, only 42201 first dozes and 5324 second dozes were administered daily on average. During the second, third and fourth quarters, the daily vaccination of the first and second dozes increased significantly.



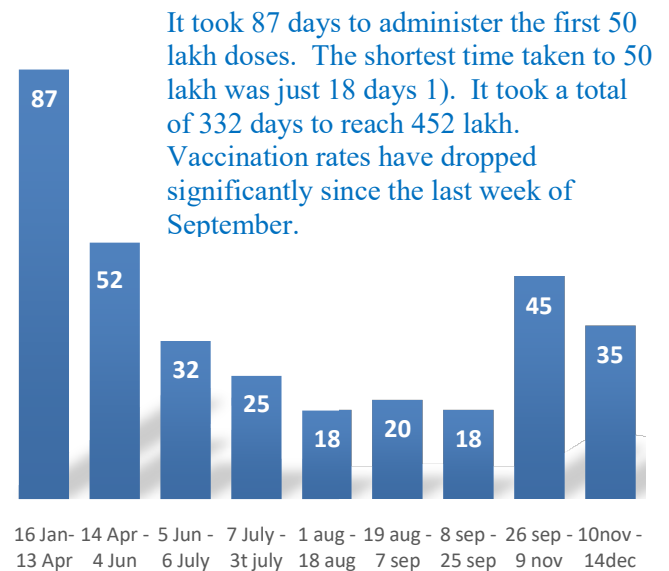
Vaccination Achievement per Quarter

In the third quarter of the immunization drive, 52% of the eligible population (18 + age) in Kerala were given the first dose and 29% the second dose.



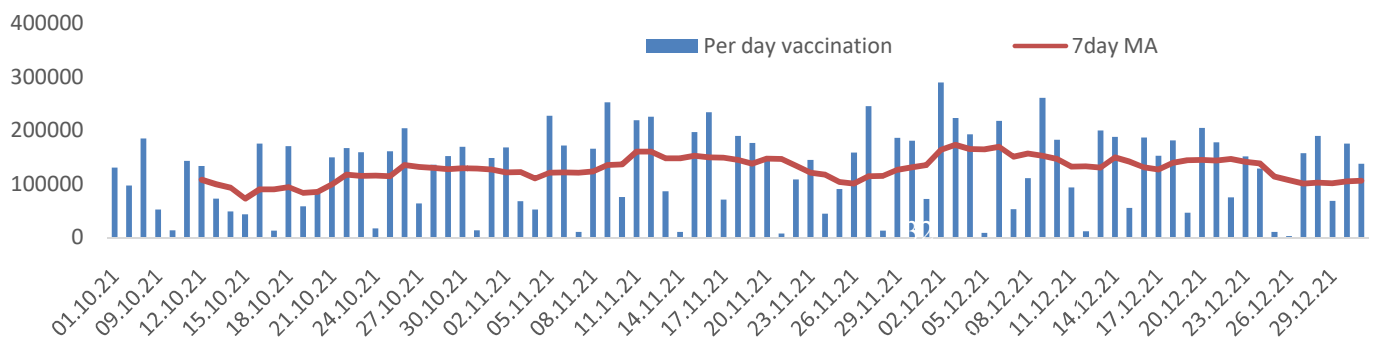
Dose Progression

The chart shows the days taken for total COVID-19 Vaccination doses(both first and second) in Kerala to cross every 50 lakh dose mark



Vaccine Administered per Day and 7 days Moving Average in Last Quarter (Oct -Dec)

The seven-day moving average of daily doses in the last quarter showed a peak on December 2nd and continued to fluctuate thereafter



Important Message to the Public

- a. *Infection or infection rate is only a part and disease manifestation of disease is to be monitored*
- b. *Fatality among vaccinated people is very less. Disease severity among vaccinated people is less.*
- c. *People with comorbidity should be careful. Once detected covid positive they should get admitted and do not stay at home.*
- d. *Death among non-vaccinated people, especially people with comorbidity is because of late arrival in hospitals*
- e. *Diabetes and Hypertension together is the most common cause of patient death if they arrive late.*
- f. *Vaccinated people, only if symptomatic are advised to consult Doctor.*
- g. *Non Vaccinated people, if symptomatic, may do RTPCR test*
- h. *Antigen testing is only for emergency purpose*
- i. *Non vaccinated people with co-morbidities to do testing by RTPCR and consult doctor*
- j. *Repeat RTPCR is not needed among the people who are detected COVID positive in the previous 2 months*
- k. *All young person detected positive and at home isolation should do glucose test*

TABLE1.Total Vaccination done in the State as on 03/02/2022 midnight

State Summary-Total doses administered till 4/2/2022				at 12 AM				
District	Target	First Dose	Percent age	Second Dose	Percentage*	Precaution Dose	Percentage	Total doses administered
Alappuzha	1785011	1672117	94%	1457128	82%	52076	48%	3,181,321
Ernakulam	3126405	3195131	102%	2578462	82%	67955	41%	5,841,548
Idukki	920421	926830	101%	735003	80%	14248	34%	1,676,081
Kannur	2011583	2089119	104%	1727005	86%	45368	44%	3,861,492
Kasaragod	1052859	1009402	96%	795550	76%	21238	39%	1,826,190
Kollam	2198745	2148792	98%	1748967	80%	48199	40%	3,945,958
Kottayam	1647422	1611360	98%	1339250	81%	46018	46%	2,996,628
Kozhikode	2642551	2590385	98%	2030444	77%	40201	32%	4,661,030
Malappuram	3229570	3259334	101%	2387735	74%	32711	38%	5,679,780
Palakkad	2273003	2247703	99%	1791796	79%	46788	44%	4,086,287
Pathanamthitta	1085342	1124384	104%	910401	84%	48449	46%	2,083,234
Thiruvananthapuram	2820638	2786118	99%	2294814	81%	76532	38%	5,157,464
Thrissur	2669204	2547386	95%	2202423	83%	67064	51%	4,816,873
Wayanad	688943	720619	105%	592851	86%	19106	37%	1,332,576
Grand Total	28,151,697	27,928,680	99%	22,591,829	80%	625,953	42%	51,146,462

TABLE2.Covid-19 Vaccination Center Functional in the State as on 03/02/2022 midnight

<i>DISTRICTS</i>	15+	18+	Total
Alappuzha	86	91	177
Ernakulam	26	117	143
Idukki	15	32	47
Kannur	21	56	77
Kasaragod	0	51	51
Kollam	27	61	88
Kottayam	24	72	96
Kozhikode	28	113	141
Malappuram	54	111	165
Palakkad	18	56	74
Pathanamthitta	62	71	133
Thiruvananthapuram	109	30	139
Thrissur	41	54	95
Wayanad	36	36	72
GrandTotal	547	951	1498

TABLE3. Health Care Workers Coverage as on 03/02/2022 midnight

DISTRICT	1st DOSE	2nd Dose	% fully vaccinated	Precaution dose	Precaution dose (%) *
Alappuzha	29014	27161	94%	10515	51%
Ernakulam	85558	75483	88%	22242	37%
Idukki	13551	12969	96%	4430	46%
Kannur	40383	37415	93%	14720	51%
Kasaragod	11610	10781	93%	3826	48%
Kollam	36030	33664	93%	11468	46%
Kottayam	38705	36192	94%	13174	49%
Kozhikode	52732	47824	91%	12922	37%
Malappuram	44829	41868	93%	13226	50%
Palakkad	34672	31928	92%	12389	50%
Pathanamthitta	29333	25001	85%	9313	47%
Thiruvananthapuram	73417	66182	90%	20405	40%
Thrissur	51909	49083	95%	21191	55%
Wayanad	13977	13269	95%	5377	51%
Grand Total	555720	508820	92%	175198	46%

1st Dose coverage for HCW is 100%

*Proportion of beneficiaries who are eligible (completed 9 months after 2nd dose)

TABLE4. Frontline workers Coverage as on 03/02/2022 midnight

DISTRICT	1st dose	2nd Dose	% fully vaccinated	Precaution dose	Precaution dose(%) *
Alappuzha	39123	36676	94%	9829	36%
Ernakulam	54926	50219	91%	11708	33%
Idukki	22992	21287	93%	3989	27%
Kannur	41377	39909	96%	8101	29%
Kasaragod	24614	22408	91%	4810	29%
Kollam	42231	38704	92%	7187	29%
Kottayam	32139	30540	95%	8537	37%
Kozhikode	55262	52460	95%	5740	17%
Malappuram	53911	51152	95%	8412	26%
Palakkad	48093	45437	94%	11311	35%
Pathanamthitta	25248	22468	89%	5145	31%
Thiruvananthapuram	72979	67378	92%	13484	33%
Thrissur	41903	40684	97%	13361	47%
Wayanad	17018	16072	94%	3116	26%
Grand Total	571816	535394	94%	114730	31%

1st Dose coverage for FLW is 100%

*Proportion of beneficiaries who are eligible (completed 9 months after 2nd dose)

TABLE5.Age-Appropriate Group (45-59 Years) Coverage as on 03/02/2022 midnight

Table 5: Age appropriate group (45-59 years) coverage					
45-59 years Coverage as on 04/02/2022 at 12 AM					
District	Target	1st Dose Coverage	Percentage	2nd Dose Coverage	Percentage fully vaccinated
Alappuzha	535436	438251	82%	408527	76%
Ernakulam	809349	782251	97%	690560	85%
Idukki	237564	246698	104%	216520	91%
Kannur	527295	514927	98%	470697	89%
Kasaragod	253027	251736	99%	221441	88%
Kollam	541201	558988	103%	492969	91%
Kottayam	478470	413485	86%	367480	77%
Kozhikode	658949	653340	99%	568893	86%
Malappuram	733338	720967	98%	608105	83%
Palakkad	614226	546071	89%	486741	79%
Pathanamthitta	264372	281397	106%	249219	94%
Thiruvananthapuram	735836	680228	92%	602983	82%
Thrissur	689418	662837	96%	610715	89%
Wayanad	170537	177023	104%	163239	96%
Grand Total	7249018	6,928,199	96%	6,158,089	85%

TABLE6.Age-Appropriate Group (≥60 Years) Coverage as on 03/02/2022 midnight

Table 6: Age appropriate group (≥ 60 years) coverage							
≥ 60 years Coverage as on 04/02/2022 at 12 AM							
District	Target	1st Dose Coverage	Percentage	2nd Dose Coverage	Percentage fully vaccinated	Precaution dose	%
Alappuzha	424565	428299	101%	395384	93%	31732	52%
Ernakulam	673885	675260	100%	614257	91%	34005	49%
Idukki	193981	194319	100%	171181	88%	5829	32%
Kannur	438602	443904	101%	407915	93%	22547	49%
Kasaragod	182460	181478	99%	158979	87%	12602	41%
Kollam	497558	498792	100%	448933	90%	29544	41%
Kottayam	418008	418998	100%	379031	91%	24307	49%
Kozhikode	526896	528182	100%	473075	90%	21539	37%
Malappuram	477642	487192	102%	426581	89%	11073	41%
Palakkad	437708	439007	100%	395565	90%	23088	47%
Pathanamthitta	311297	311745	100%	278151	89%	33991	49%
Thiruvananthapuram	630465	631852	100%	563476	89%	42643	39%
Thrissur	581781	587165	101%	550229	95%	32512	50%
Wayanad	128009	128186	100%	113597	89%	10613	36%
Grand Total	5922857	5,954,379	101%	5,376,354	91%	336,025	45%

TABLE 6. Age-Appropriate Group (18-44 Years) Coverage as on 03/02/2022 midnight

18-44 years Coverage as on 04/02/2022 at 12 AM					
District	Target	First Dose		2nd Dose Coverage	Percentage fully vaccinated*
		1st Dose Coverage	Percentage		
Alappuzha	744178	665525	89%	586607	79%
Ernakulam	1470864	1498451	102%	1147239	78%
Idukki	437537	416785	95%	312150	71%
Kannur	947964	957328	101%	769461	81%
Kasaragod	556876	496454	89%	381622	69%
Kollam	1054752	925930	88%	732972	69%
Kottayam	665544	650469	98%	524924	79%
Kozhikode	1313678	1207265	92%	887838	68%
Malappuram	1777378	1805881	102%	1259778	71%
Palakkad	1088327	1076101	99%	830898	76%
Pathanamthitta	460819	440582	96%	334267	73%
Thiruvananthapuram	1309099	1238220	95%	991412	76%
Thrissur	1274465	1091131	86%	947990	74%
Wayanad	361152	352483	98%	285663	79%
Grand Total	13462633	12,822,605	95%	9,992,821	74%

*Among those who have taken first dose

TABLE 7. Age-Appropriate Group (15-17 Years) Coverage as on 03/02/2022 midnight

15-17 years Coverage as on 04/02/2022 at 12 AM					
District	Target	1st Dose Coverage	Percentage	2nd Dose Coverage	Percentage fully vaccinated
Alappuzha	80832	71905	89%	2773	3.4%
Ernakulam	172307	98685	57%	704	0.4%
Idukki	51339	32485	63%	896	1.7%
Kannur	97722	91200	93%	1608	1.6%
Kasaragod	60496	43510	72%	319	0.5%
Kollam	105234	86821	83%	1725	1.6%
Kottayam	85400	57564	67%	1083	1.3%
Kozhikode	143028	93604	65%	354	0.2%
Malappuram	241212	146554	61%	251	0.1%
Palakkad	132742	103759	78%	1227	0.9%
Pathanamthitta	48854	36079	74%	1295	2.7%
Thiruvananthapuram	145238	89422	62%	3383	2.3%
Thrissur	123540	112441	91%	3722	3.0%
Wayanad	29245	31932	109%	1011	3.5%
Grand Total	1,517,189	1,095,961	72%	20351	1.3%

TABLE 8.State Summary (18+) as on 03/02/2022 midnight

State Summary (18+) 04-02-2022 at 12 AM							
District	Target	First Dose	Percentage	Second Dose	Percentage*	Precaution Dose	Percentage
Alappuzha	1704179	1600212	94%	1454355	85%	52076	48%
Ernakulam	2954098	3096446	105%	2577758	87%	67955	41%
Idukki	869082	894345	103%	734107	84%	14248	34%
Kannur	1913861	1997919	104%	1725397	90%	45368	44%
Kasaragod	992363	965892	97%	795231	80%	21238	39%
Kollam	2093511	2061971	98%	1747242	83%	48199	40%
Kottayam	1562022	1553796	99%	1338167	86%	46018	46%
Kozhikode	2499523	2496781	100%	2030090	81%	40201	32%
Malappuram	2988358	3112780	104%	2387484	80%	32711	38%
Palakkad	2140261	2143944	100%	1790569	84%	46788	44%
Pathanamthitta	1036488	1088305	105%	909106	88%	48449	46%
Thiruvananthapuram	2675400	2696696	101%	2291431	86%	76532	38%
Thrissur	2545664	2434945	96%	2198701	86%	67064	51%
Wayanad	659698	688687	104%	591840	90%	19106	37%
Grand Total	2,67,09,000	26,832,719	100%	22,571,478	85%	625,953	42%

*Revised target population(> 18 years) as per MOHFW is 2.67 crores
*As per letter from Additional Secretary MOHFW- D O No 2317579/2021/Imm dated 15/09/2021

TABLE 9. Achievement for the day 03/02/2022 midnight

Daily achievement 04-02-2022				
District	First Dose	Second Dose	Precaution dose	Total Doses Administered
Alappuzha	535	3990	3976	8501
Ernakulam	1349	4092	2214	7655
Idukki	327	1629	456	2412
Kannur	943	4711	1885	7539
Kasaragod	404	1325	1497	3226
Kollam	712	3488	3785	7985
Kottayam	1089	2670	2526	6285
Kozhikode	889	2495	1226	4610
Malappuram	4123	4240	1039	9402
Palakkad	1217	4107	2291	7615
Pathanamthitta	368	2099	3177	5644
Thiruvananthapuram	2072	4531	1718	8321
Thrissur	551	3927	2652	7130
Wayanad	231	1187	531	1949
Grand Total	14810	44491	28973	88274

** Vaccine stock details couldn't be downloaded from e-VIN portal as the portal is down.

TABLE9.COVID Vaccination related sites

support@cowin.gov.in https://www.cowin.gov.in/home https://dashboard.kerala.gov.in/ https://dhs.kerala.gov.in/https://aogyakeralam.gov.in/https://sha.kerala.gov.in/

TABLE10.COVID Vaccination related Helpline numbers

National/State/District	Line1	Line2	Line3
National Helpline	1075	+91 1123978046	0120 4473222
Disha	1056	04712552056	
StateCallCenter	04712309251	04712309252	04712309255
Thiruvananthapuram	9188610100	1077	
Kollam	04742797609	8589015556	
Pathanamthitta	04682222515	04682228220	
Alappuzha	04772239999		
Kottayam	04812565200	04812304800	04812581900
Idukki	18004255640	04862232220	04862233118
Ernakulam	9072303861		
Thrissur	9400066921	9400066922	9400066923
Palakkad	04912505264	04912505189	8943341439
Malappuram	04832733253	04832737858	04832733252
Kozhikode	7594001442		
Wayanad	04936202343	04936202375	9072510900
Kannur	04972700194		
Kasargod	9061076590	9061079244	9061078026