



കേരള സർക്കാർ

COVID-19 OUTBREAK CONTROL AND PREVENTION STATE
CELL HEALTH&FAMILY WELFARE DEPARTMENT
Govt of Kerala
www.health.kerala.gov.in

www.dhs.kerala.gov.in

controlroomdhskerala@gmail.com

KeralaHEALTH-COVID-19 DAILY VACCINATION BULLETIN

Date: 04/02/2022

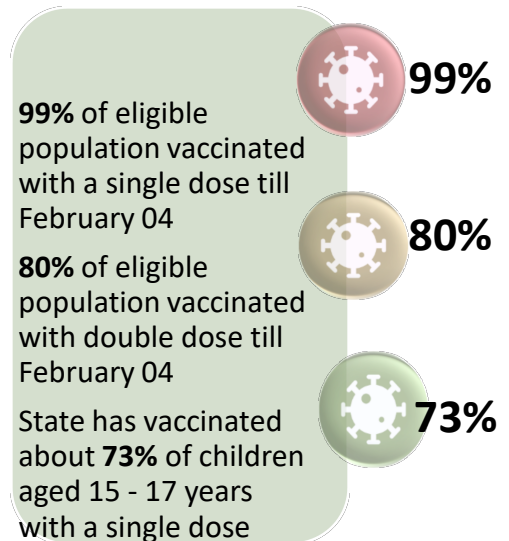
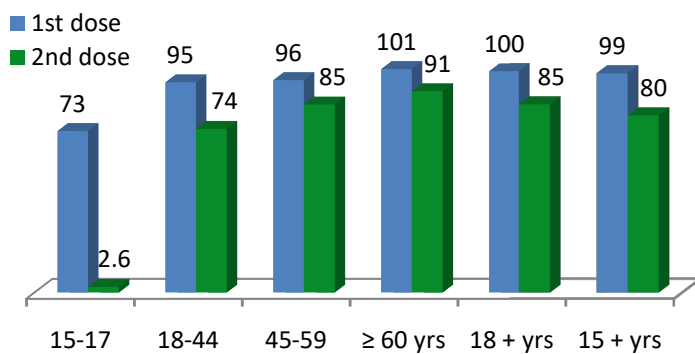
**OUR HEALTH OUR RESPONSIBILITY
VACCINE ADVISORY**

- *People who are vaccinated with Covid Vaccine are reported to have reduced Covid related ICU admissions, serious disease and death.*
- *Early vaccination is useful to safeguard our life from this deadly disease.*
- *Vaccination sessions are planned as per the availability of vaccine. All are requested to cooperate.*
- *After receiving the first dose, second dose of Covishield vaccine is be taken between 12–16weeks and second dose of Covaxin between 4-6weeks.*
- *Covid vaccination is currently available to all above the age of 18.*
- *Vaccination is available free of cost in all Government covid vaccination centers, and at a nominal rate (as per the GoI order F.No.2079203/2021/Immunization) in selected private Hospitals.*
- **ENSURE ALL YOUR ELIGIBLE FAMILY MEMBERS ARE PROTECTED BY RECEIVING ANY OF THE AVAILABLE COVID VACCINE.**
- **“BOTH COVAXIN AND COVISHIELD ARE EQUALLY EFFECTIVE AND SAFE”**
- **“BE FULLY PROTECTED – GET THE SECOND DOSE AT YOUR SCHEDULED TIME”**

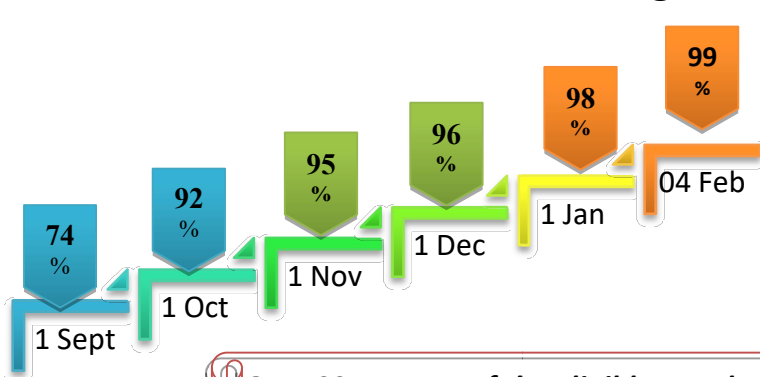
ANALYSIS

COVID-19 mass vaccinations are showing signs of preventing illness and steep decline in cases and hospital admissions in countries which done vaccination. Kerala started its vaccination for health care workers from January 16, 2021. The COVID-19 Vaccines Operational Guidelines issued by the Ministry of Health and Family Welfare, Govt. of India, 28th December 2020 and all subsequent Guidelines issued by Ministry of Health and Family Welfare, Govt of India are followed at the sites and all vaccination lanes

Summary of COVID Vaccine Administered as on 04-02-2022 midnight



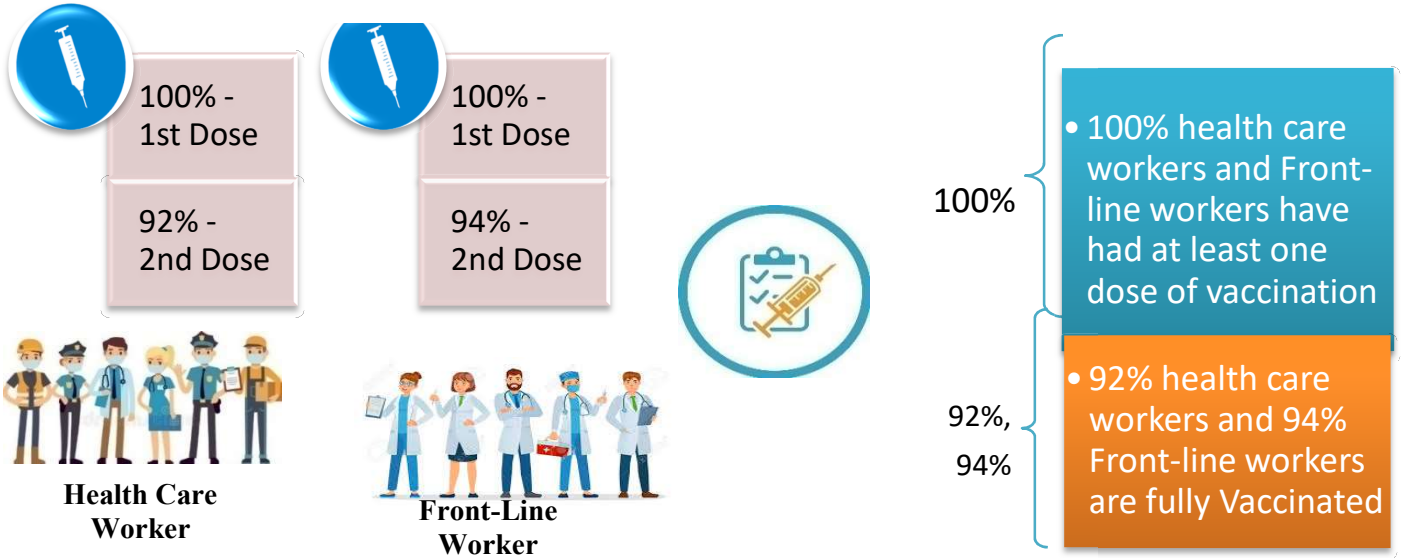
Time Line of Vaccination Coverage



Kerala began administration of COVID 19 Vaccines on 16th January, 2021. As of 04th February 2022, Kerala has administered over 51 million doses overall, including first and second doses of vaccines.


Over 99 per cent of the eligible population (15 + years) in Kerala has been administered the first dose of the Covid-19 vaccine. The state has achieved the target within 385 days since the beginning of the vaccination drive on January 16, 2021

Health Care Workers & Front-line Workers Vaccinated



Are You Vaccinated? You Still Need to Practice: SMS

- Even after vaccination, follow COVID appropriate behavior
- Practice Social Distancing and greet without physical contact
- Always wear clean face mask
- Wash your hands thoroughly and frequently or use hand sanitizer
- Follow the current COVID 19 guidelines to prevent further spread
- Stay Safe. Stay Strong. Get Vaccinated



Even After Getting Vaccinated Keep Taking Precautions to Protect Your Self



GET VACCINATED



WASH YOUR HANDS



WEAR A MASK



KEEP YOUR DISTANCE

The Race Towards Full Vaccination - Weekly Trend

22ndJan, 2022 – 28thJan, 2022

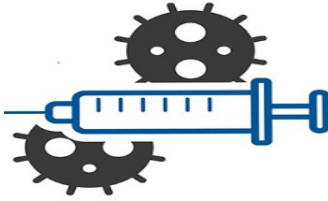
Kerala Administered over

3.17 Lakh

COVID Vaccine Doses

in the last 7 days

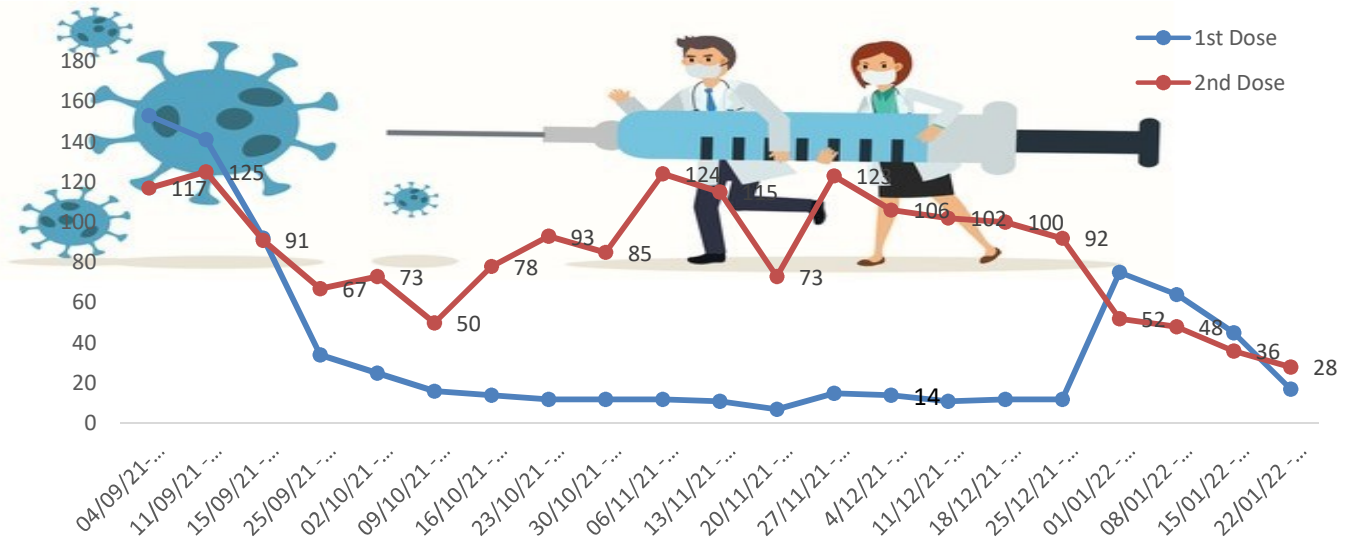
(22ndJan, 2022 to 28thJan)



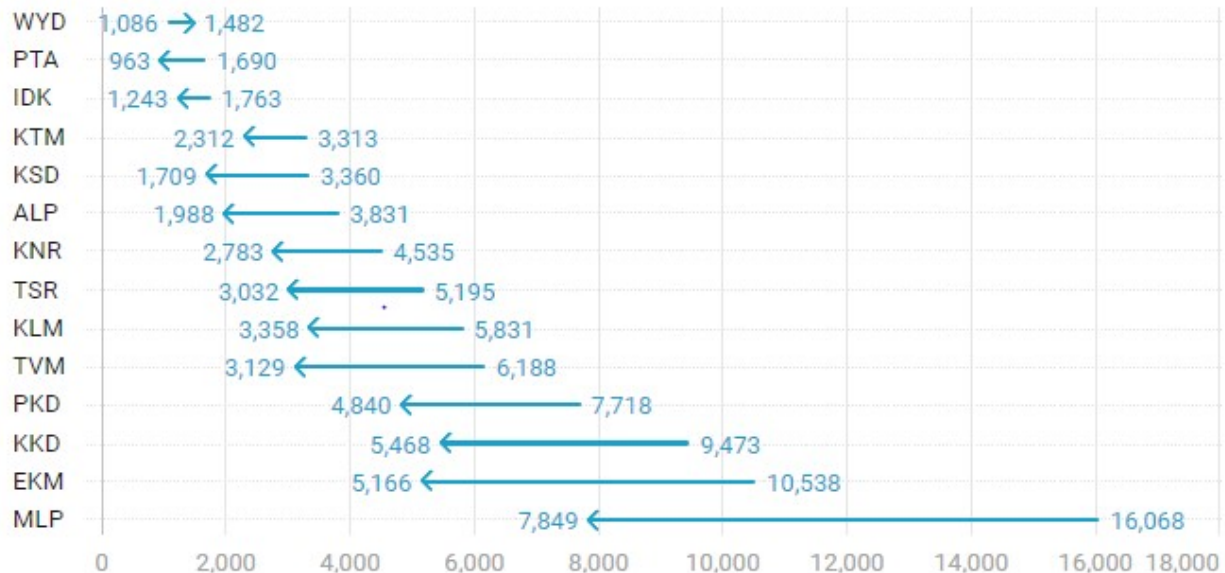
From 22nd Jan, 2022 to 28thJan, 2022 on average

0.45lakh doses were administered daily.

Average Doses Administered Per day per week (in 1000)



Trend in average per day vaccination for the last two weeks

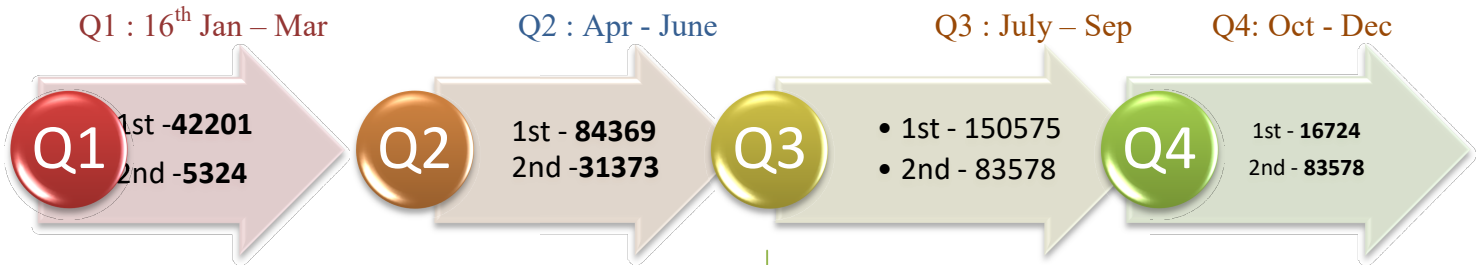


Race Against Time – Vaccination Quarterly Status

(Q1: 16th Jan-Mar, Q2: Apr-June, Q3: July-Sep, Q4: Oct-Dec)

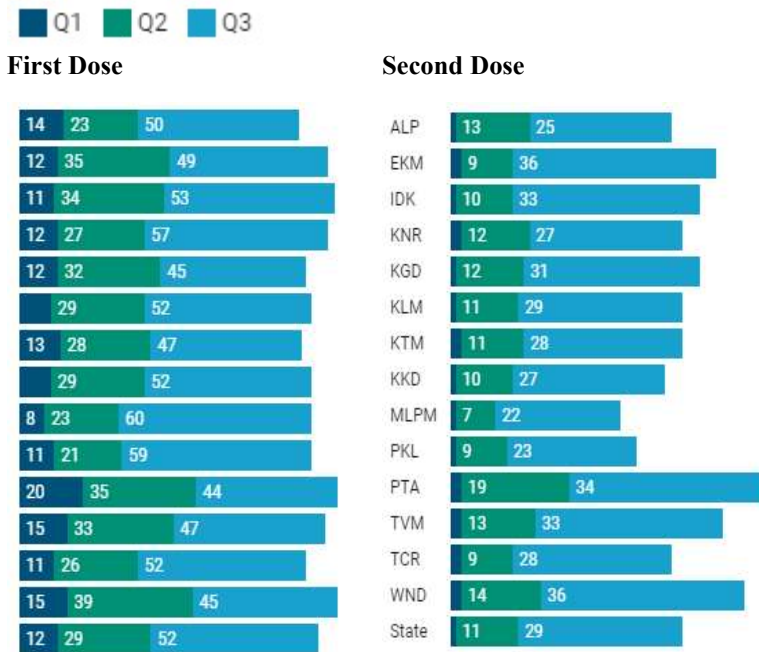
Daily Average Dozes Administered per Quarter

In the first Quarter, only 42201 first dozes and 5324 second dozes were administered daily on average. During the second, third and fourth quarters, the daily vaccination of the first and second dozes increased significantly.



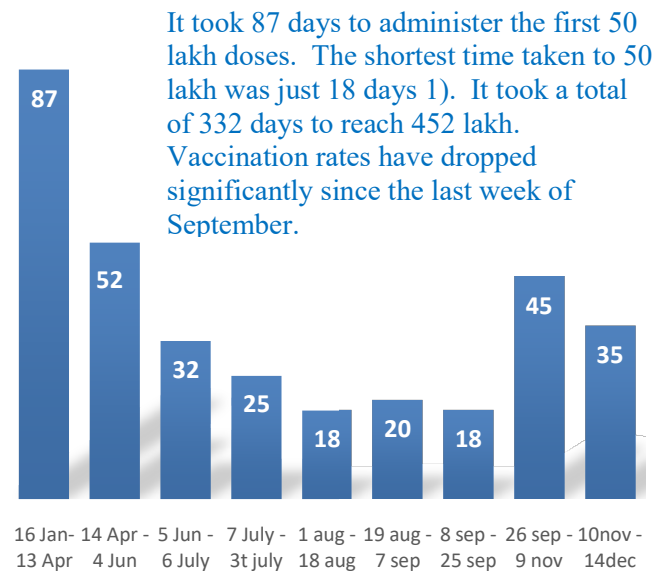
Vaccination Achievement per Quarter

In the third quarter of the immunization drive, 52% of the eligible population (18 + age) in Kerala were given the first dose and 29% the second dose.



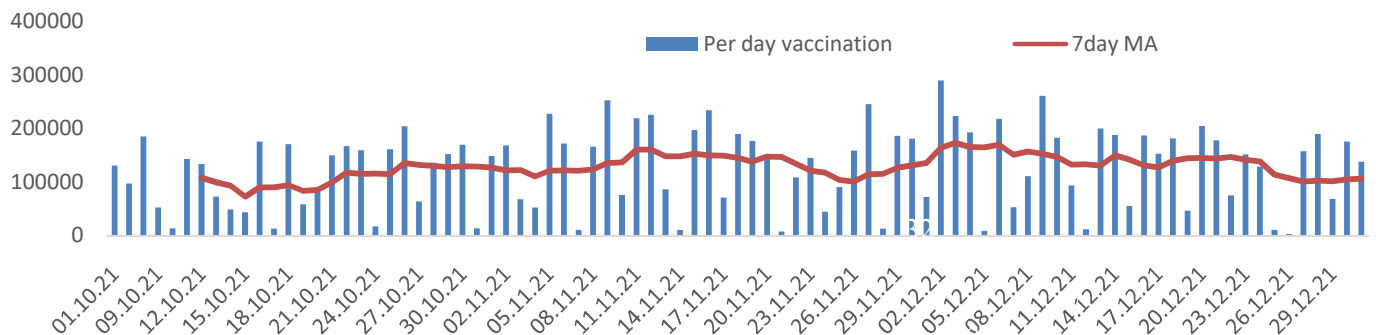
Dose Progression

The chart shows the days taken for total COVID-19 Vaccination doses(both first and second) in Kerala to cross every 50 lakh dose mark



Vaccine Administered per Day and 7 days Moving Average in Last Quarter (Oct -Dec)

The seven-day moving average of daily doses in the last quarter showed a peak on December 2nd and continued to fluctuate thereafter



Important Message to the Public

- a. *Infection or infection rate is only a part and disease manifestation of disease is to be monitored*
- b. *Fatality among vaccinated people is very less. Disease severity among vaccinated people is less.*
- c. *People with comorbidity should be careful. Once detected covid positive they should get admitted and do not stay at home.*
- d. *Death among non-vaccinated people, especially people with comorbidity is because of late arrival in hospitals*
- e. *Diabetes and Hypertension together is the most common cause of patient death if they arrive late.*
- f. *Vaccinated people, only if symptomatic are advised to consult Doctor.*
- g. *Non Vaccinated people, if symptomatic, may do RTPCR test*
- h. *Antigen testing is only for emergency purpose*
- i. *Non vaccinated people with co-morbidities to do testing by RTPCR and consult doctor*
- j. *Repeat RTPCR is not needed among the people who are detected COVID positive in the previous 2 months*
- k. *All young person detected positive and at home isolation should do glucose test*

TABLE1.Total Vaccination done in the State as on 04/02/2022 midnight

State Summary-Total doses administered till 5/2/2022				at 12 AM				
District	Target	First Dose	Percent age	Second Dose	Percentage*	Precaution Dose	Percentage	Total doses administered
Alappuzha	1785011	1672487	94%	1461398	82%	55552	47%	3,189,437
Ernakulam	3126405	3196819	102%	2582231	83%	71105	41%	5,850,155
Idukki	920421	927191	101%	737389	80%	15019	31%	1,679,599
Kannur	2011583	2090015	104%	1732214	86%	48354	39%	3,870,583
Kasaragod	1052859	1009897	96%	796754	76%	21664	38%	1,828,315
Kollam	2198745	2149452	98%	1752738	80%	51425	39%	3,953,615
Kottayam	1647422	1611893	98%	1341344	81%	48676	44%	3,001,913
Kozhikode	2642551	2591308	98%	2034823	77%	43126	31%	4,669,257
Malappuram	3229570	3262349	101%	2392006	74%	34589	35%	5,688,944
Palakkad	2273003	2248504	99%	1796103	79%	48787	45%	4,093,394
Pathanamthitta	1085342	1124648	104%	912929	84%	51297	45%	2,088,874
Thiruvananthapuram	2820638	2786952	99%	2298807	81%	84317	41%	5,170,076
Thrissur	2669204	2548407	95%	2210199	83%	71630	49%	4,830,236
Wayanad	688943	720870	105%	594314	86%	20021	35%	1,335,205
Grand Total	28,151,697	27,940,792	99%	22,643,249	80%	665,562	41%	51,249,603

TABLE2.Covid-19 Vaccination Center Functional in the State as on 04/02/2022 midnight

<i>DISTRICTS</i>	15+	18+	Total
Alappuzha	85	90	175
Ernakulam	35	109	144
Idukki	21	26	47
Kannur	27	54	81
Kasaragod	13	40	53
Kollam	33	49	82
Kottayam	16	67	83
Kozhikode	23	113	136
Malappuram	44	111	155
Palakkad	15	50	65
Pathanamthitta	62	72	134
Thiruvananthapuram	8	127	135
Thrissur	89	103	192
Wayanad	36	37	73
GrandTotal	507	1048	1555

TABLE3. Health Care Workers Coverage as on 04/02/2022 midnight

DISTRICT	1st DOSE	2nd Dose	% fully vaccinated	Precaution dose	Precaution dose (%) *
Alappuzha	29014	27163	94%	10635	51%
Ernakulam	85558	75493	88%	22499	37%
Idukki	13551	12970	96%	4472	45%
Kannur	40384	37416	93%	14904	50%
Kasaragod	11610	10781	93%	3850	48%
Kollam	36030	33670	93%	11593	46%
Kottayam	38706	36198	94%	13279	48%
Kozhikode	52732	47831	91%	13128	37%
Malappuram	44829	41870	93%	13349	49%
Palakkad	34672	31933	92%	12501	51%
Pathanamthitta	29333	25003	85%	9398	47%
Thiruvananthapuram	73418	66185	90%	20709	40%
Thrissur	51909	49088	95%	21382	55%
Wayanad	13977	13269	95%	5419	50%
Grand Total	555723	508870	92%	177118	45%

1st Dose coverage for HCW is 100%

*Proportion of beneficiaries who are eligible (completed 9 months after 2nd dose)

TABLE4. Frontline workers Coverage as on 04/02/2022 midnight

DISTRICT	1st dose	2nd Dose	% fully vaccinated	Precaution dose	Precaution dose(%) *
Alappuzha	39124	36677	94%	10025	36%
Ernakulam	54926	50225	91%	12334	34%
Idukki	22992	21293	93%	4105	27%
Kannur	41377	39912	96%	8413	28%
Kasaragod	24614	22411	91%	4881	29%
Kollam	42232	38711	92%	7369	29%
Kottayam	32139	30548	95%	8686	37%
Kozhikode	55263	52466	95%	5948	17%
Malappuram	53911	51164	95%	8629	25%
Palakkad	48093	45439	94%	11595	35%
Pathanamthitta	25248	22473	89%	5239	31%
Thiruvananthapuram	72982	67392	92%	13998	34%
Thrissur	41903	40685	97%	13582	46%
Wayanad	17019	16072	94%	3180	26%
Grand Total	571823	535468	94%	117984	31%

1st Dose coverage for FLW is 100%

*Proportion of beneficiaries who are eligible (completed 9 months after 2nd dose)

TABLE5.Age-Appropriate Group (45-59 Years) Coverage as on 04/02/2022 midnight

Table 5: Age appropriate group (45-59 years) coverage					
45-59 years Coverage as on 05/02/2022 at 12 AM					
District	Target	1st Dose Coverage	Percentage	2nd Dose Coverage	Percentage fully vaccinated
Alappuzha	535436	438268	82%	408733	76%
Ernakulam	809349	782308	97%	691022	85%
Idukki	237564	246716	104%	216606	91%
Kannur	527295	514956	98%	471040	89%
Kasaragod	253027	251743	99%	221488	88%
Kollam	541201	559032	103%	493220	91%
Kottayam	478470	413520	86%	367685	77%
Kozhikode	658949	653440	99%	569673	86%
Malappuram	733338	721051	98%	608731	83%
Palakkad	614226	546121	89%	487197	79%
Pathanamthitta	264372	281407	106%	249295	94%
Thiruvananthapuram	735836	680317	92%	603662	82%
Thrissur	689418	662894	96%	611163	89%
Wayanad	170537	177030	104%	163277	96%
Grand Total	7249018	6,928,803	96%	6,162,792	85%

TABLE6.Age-Appropriate Group (≥60 Years) Coverage as on 04/02/2022 midnight

Table 6: Age appropriate group (≥ 60 years) coverage							
≥ 60 years Coverage as on 05/02/2022 at 12 AM							
District	Target	1st Dose Coverage	Percentage	2nd Dose Coverage	Percentage fully vaccinated	Precaution dose	%
Alappuzha	424565	428318	101%	395543	93%	34892	51%
Ernakulam	673885	675318	100%	614511	91%	36272	46%
Idukki	193981	194328	100%	171230	88%	6442	27%
Kannur	438602	443926	101%	408125	93%	25037	39%
Kasaragod	182460	181480	99%	159008	87%	12933	41%
Kollam	497558	498826	100%	449103	90%	32463	40%
Kottayam	418008	419023	100%	379186	91%	26711	45%
Kozhikode	526896	528247	100%	473499	90%	24050	36%
Malappuram	477642	487218	102%	426831	89%	12611	35%
Palakkad	437708	439045	100%	395817	90%	24691	48%
Pathanamthitta	311297	311752	100%	278239	89%	36660	47%
Thiruvananthapuram	630465	631905	100%	563945	89%	49610	44%
Thrissur	581781	587193	101%	550449	95%	36666	48%
Wayanad	128009	128196	100%	113639	89%	11422	34%
Grand Total	5922857	5,954,775	101%	5,379,125	91%	370,460	43%

TABLE 6. Age-Appropriate Group (18-44 Years) Coverage as on 04/02/2022 midnight

18-44 years Coverage as on 05/02/2022 at 12 AM					
District	Target	First Dose		2nd Dose Coverage	Percentage fully vaccinated*
		1st Dose Coverage	Percentage		
Alappuzha	744178	665661	89%	588067	79%
Ernakulam	1470864	1499026	102%	1149493	78%
Idukki	437537	416915	95%	313050	72%
Kannur	947964	957633	101%	771477	81%
Kasaragod	556876	496614	89%	382114	69%
Kollam	1054752	926179	88%	734678	70%
Kottayam	665544	650636	98%	525873	79%
Kozhikode	1313678	1207916	92%	890858	68%
Malappuram	1777378	1807000	102%	1262966	71%
Palakkad	1088327	1076541	99%	833265	77%
Pathanamthitta	460819	440661	96%	335090	73%
Thiruvananthapuram	1309099	1238673	95%	993986	76%
Thrissur	1274465	1091451	86%	950632	75%
Wayanad	361152	352582	98%	286366	79%
Grand Total	13462633	12,827,488	95%	10,017,915	74%

*Among those who have taken first dose

TABLE 7. Age-Appropriate Group (15-17 Years) Coverage as on 04/02/2022 midnight

15-17 years Coverage as on 05/02/2022 at 12 AM					
District	Target	1st Dose Coverage	Percentage	2nd Dose Coverage	Percentage fully vaccinated
Alappuzha	80832	72102	89%	5215	6.5%
Ernakulam	172307	99683	58%	1487	0.9%
Idukki	51339	32689	64%	2240	4.4%
Kannur	97722	91739	94%	4244	4.3%
Kasaragod	60496	43836	72%	952	1.6%
Kollam	105234	87153	83%	3356	3.2%
Kottayam	85400	57869	68%	1854	2.2%
Kozhikode	143028	93710	66%	496	0.3%
Malappuram	241212	148340	61%	444	0.2%
Palakkad	132742	104032	78%	2452	1.8%
Pathanamthitta	48854	36247	74%	2829	5.8%
Thiruvananthapuram	145238	89657	62%	3637	2.5%
Thrissur	123540	113057	92%	8182	6.6%
Wayanad	29245	32066	110%	1691	5.8%
Grand Total	1,517,189	1,102,180	73%	39079	2.6%

TABLE 8.State Summary (18+) as on 04/02/2022 midnight

State Summary (18+) 05-02-2022 at 12 AM							
District	Target	First Dose	Percentage	Second Dose	Percentage*	Precaution Dose	Percentage
Alappuzha	1704179	1600385	94%	1456183	85%	55552	47%
Ernakulam	2954098	3097136	105%	2580744	87%	71105	41%
Idukki	869082	894502	103%	735149	85%	15019	31%
Kannur	1913861	1998276	104%	1727970	90%	48354	39%
Kasaragod	992363	966061	97%	795802	80%	21664	38%
Kollam	2093511	2062299	99%	1749382	84%	51425	39%
Kottayam	1562022	1554024	99%	1339490	86%	48676	44%
Kozhikode	2499523	2497598	100%	2034327	81%	43126	31%
Malappuram	2988358	3114009	104%	2391562	80%	34589	35%
Palakkad	2140261	2144472	100%	1793651	84%	48787	45%
Pathanamthitta	1036488	1088401	105%	910100	88%	51297	45%
Thiruvananthapuram	2675400	2697295	101%	2295170	86%	84317	41%
Thrissur	2545664	2435350	96%	2202017	87%	71630	49%
Wayanad	659698	688804	104%	592623	90%	20021	35%
Grand Total	2,67,09,000	26,838,612	100%	22,604,170	85%	665,562	41%

*Revised target population(> 18 years) as per MOHFW is 2.67 crores
*As per letter from Additional Secretary MOHFW- D O No 2317579/2021/Imm dated 15/09/2021

TABLE 9. Achievement for the day 04/02/2022 midnight

Daily achievement 05-02-2022				
District	First Dose	Second Dose	Precaution dose	Total Doses Administered
Alappuzha	370	4270	3475	8115
Ernakulam	1684	3752	2756	8192
Idukki	356	2371	763	3490
Kannur	889	5138	2915	8942
Kasaragod	495	1202	423	2120
Kollam	660	3770	3224	7654
Kottayam	529	2048	2618	5195
Kozhikode	907	4303	2902	8112
Malappuram	2902	4160	1827	8889
Palakkad	799	4303	1996	7098
Pathanamthitta	260	2462	2846	5568
Thiruvananthapuram	834	3993	7743	12570
Thrissur	1021	7773	4559	13353
Wayanad	248	1456	915	2619
Grand Total	11954	51001	38962	101917

** Vaccine stock details couldn't be downloaded from e-VIN portal as the portal is down.

TABLE9.COVID Vaccination related sites

support@cowin.gov.in https://www.cowin.gov.in/home https://dashboard.kerala.gov.in/ https://dhs.kerala.gov.in/https://aogyakeralam.gov.in/https://sha.kerala.gov.in/

TABLE10.COVID Vaccination related Helpline numbers

National/State/District	Line1	Line2	Line3
National Helpline	1075	+91 1123978046	0120 4473222
Disha	1056	04712552056	
StateCallCenter	04712309251	04712309252	04712309255
Thiruvananthapuram	9188610100	1077	
Kollam	04742797609	8589015556	
Pathanamthitta	04682222515	04682228220	
Alappuzha	04772239999		
Kottayam	04812565200	04812304800	04812581900
Idukki	18004255640	04862232220	04862233118
Ernakulam	9072303861		
Thrissur	9400066921	9400066922	9400066923
Palakkad	04912505264	04912505189	8943341439
Malappuram	04832733253	04832737858	04832733252
Kozhikode	7594001442		
Wayanad	04936202343	04936202375	9072510900
Kannur	04972700194		
Kasargod	9061076590	9061079244	9061078026