



കേരള സർക്കാർ

COVID-19 OUTBREAK CONTROL AND PREVENTION STATE
CELL HEALTH&FAMILY WELFARE DEPARTMENT
Govt of Kerala
www.health.kerala.gov.in

www.dhs.kerala.gov.in

controlroomdhskerala@gmail.com

KeralaHEALTH-COVID-19 DAILY VACCINATION BULLETIN

Date: 05/02/2022

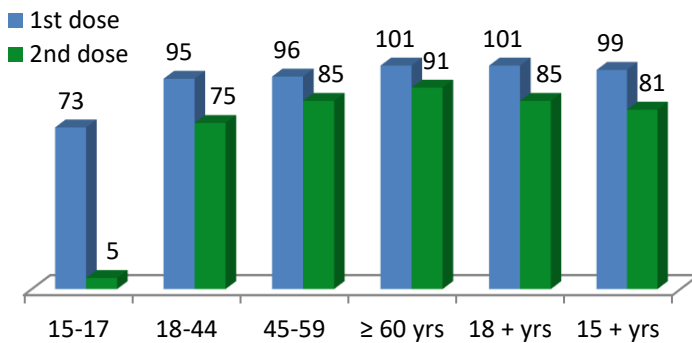
**OUR HEALTH OUR RESPONSIBILITY
VACCINE ADVISORY**

- *People who are vaccinated with Covid Vaccine are reported to have reduced Covid related ICU admissions, serious disease and death.*
- *Early vaccination is useful to safeguard our life from this deadly disease.*
- *Vaccination sessions are planned as per the availability of vaccine. All are requested to cooperate.*
- *After receiving the first dose, second dose of Covishield vaccine is be taken between 12–16weeks and second dose of Covaxin between 4-6weeks.*
- *Covid vaccination is currently available to all above the age of 18.*
- *Vaccination is available free of cost in all Government covid vaccination centers, and at a nominal rate (as per the GoI order F.No.2079203/2021/Immunization) in selected private Hospitals.*
- **ENSURE ALL YOUR ELIGIBLE FAMILY MEMBERS ARE PROTECTED BY RECEIVING ANY OF THE AVAILABLE COVID VACCINE.**
- **“BOTH COVAXIN AND COVISHIELD ARE EQUALLY EFFECTIVE AND SAFE”**
- **“BE FULLY PROTECTED – GET THE SECOND DOSE AT YOUR SCHEDULED TIME”**

ANALYSIS

COVID-19 mass vaccinations are showing signs of preventing illness and steep decline in cases and hospital admissions in countries which done vaccination. Kerala started its vaccination for health care workers from January 16, 2021. The COVID-19 Vaccines Operational Guidelines issued by the Ministry of Health and Family Welfare, Govt. of India, 28th December 2020 and all subsequent Guidelines issued by Ministry of Health and Family Welfare, Govt of India are followed at the sites and all vaccination lanes

Summary of COVID Vaccine Administered as on 05-02-2022 midnight



99% of eligible population vaccinated with a single dose till February 05

99%

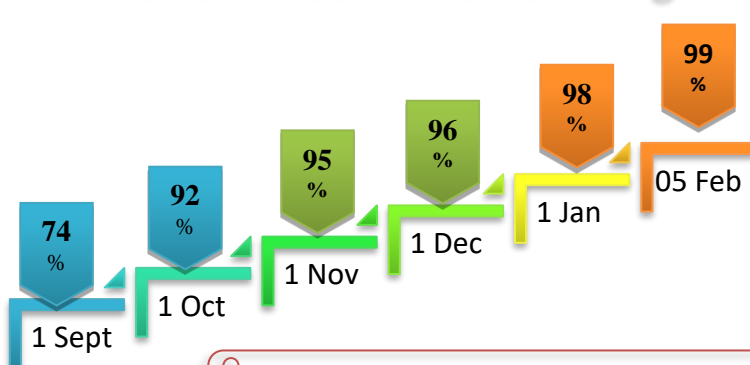
81% of eligible population vaccinated with double dose till February 05

81%

State has vaccinated about 73% of children aged 15 - 17 years with a single dose

73%

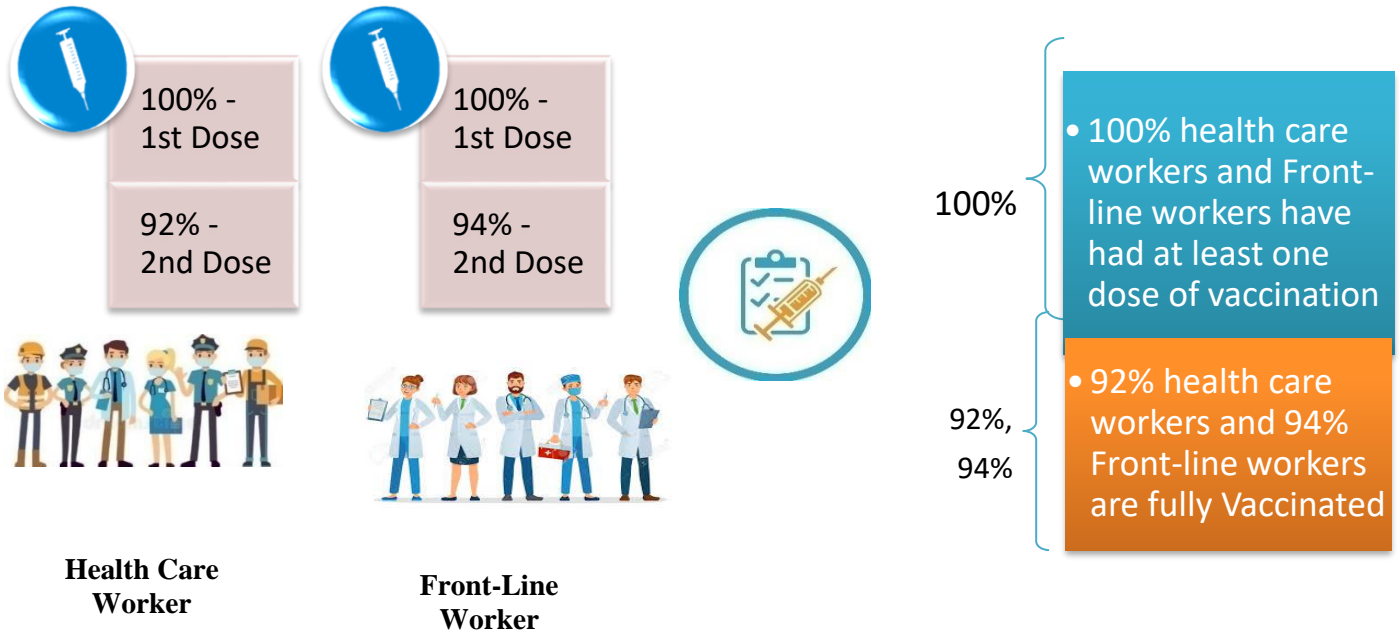
Time Line of Vaccination Coverage



Kerala began administration of COVID 19 Vaccines on 16th January, 2021. As of 05th February 2022, Kerala has administered over 51 million doses overall, including first and second doses of vaccines.


Over 99 per cent of the eligible population (15 + years) in Kerala has been administered the first dose of the Covid-19 vaccine. The state has achieved the target within 386 days since the beginning of the vaccination drive on January 16, 2021

Health Care Workers & Front-line Workers Vaccinated



Are You Vaccinated? You Still Need to Practice:

- Even after vaccination, follow COVID appropriate behavior
- Practice Social Distancing and greet without physical contact
- Always wear clean face mask
- Wash your hands thoroughly and frequently or use hand sanitizer
- Follow the current COVID 19 guidelines to prevent further spread
- Stay Safe. Stay Strong. Get Vaccinated



Even After Getting Vaccinated Keep Taking Precautions to Protect Your Self

GET VACCINATED	WASH YOUR HANDS	WEAR A MASK	KEEP YOUR DISTANCE

The Race Towards Full Vaccination - Weekly Trend

29th Jan, 2022 – 4thJan, 2022

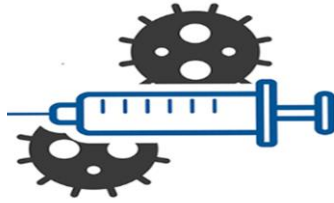
Kerala Administered over

2.37 Lakh

COVID Vaccine Doses

in the last 7 days

(29th Jan, 2022 to 4thFeb)



From 29th Jan, 2022 to 4thFeb, 2022 on average

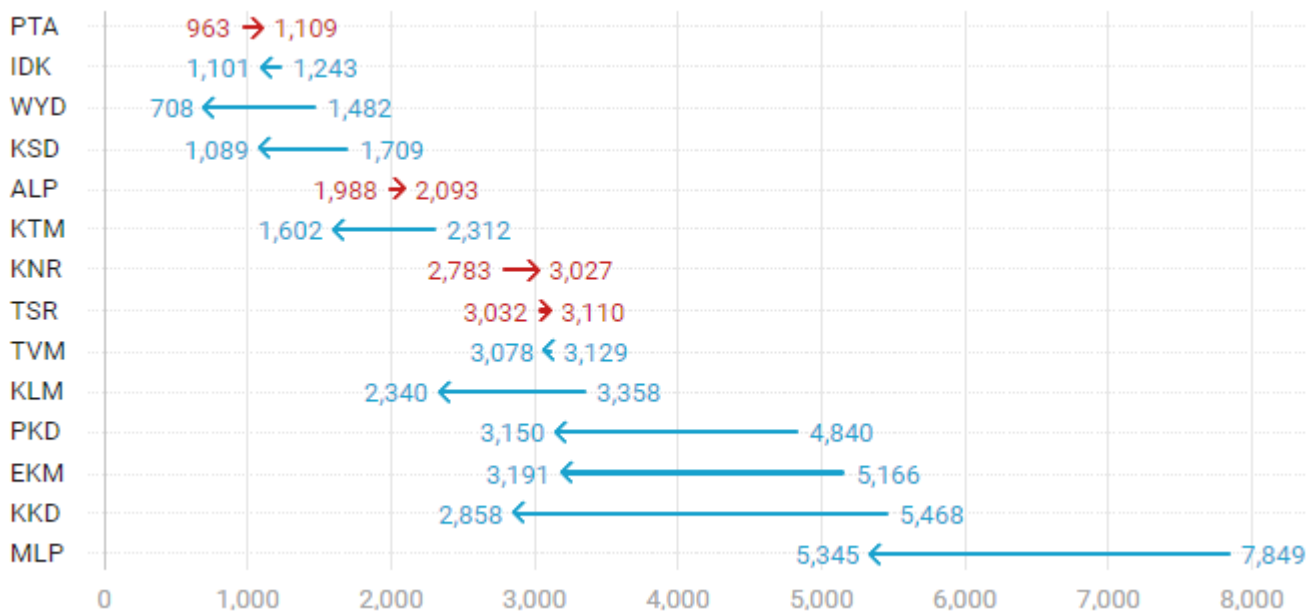
0.34 lakh

doses were administered daily.

Average Doses Administered Per day per week (in 1000)



Trend in average per day vaccination for the last two weeks

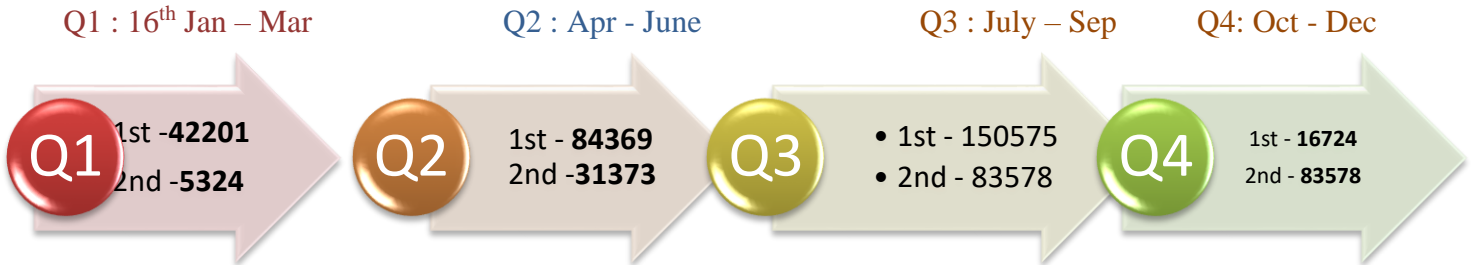


Race Against Time – Vaccination Quarterly Status

(Q1:16th Jan-Mar, Q2: Apr-June, Q3: July-Sep, Q4: Oct - Dec)

Daily Average Dozes Administered per Quarter

In the first Quarter, only 42201 first dozes and 5324 second dozes were administered daily on average. During the second, third and fourth quarters, the daily vaccination of the first and second dozes increased significantly.



Vaccination Achievement per Quarter

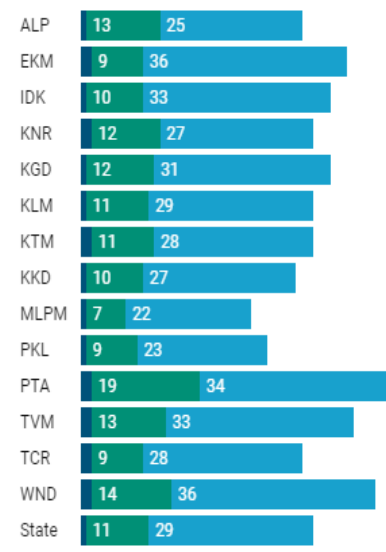
In the third quarter of the immunization drive, 52% of the eligible population (18 + age) in Kerala were given the first dose and 29% the second dose.

■ Q1 ■ Q2 ■ Q3

First Dose

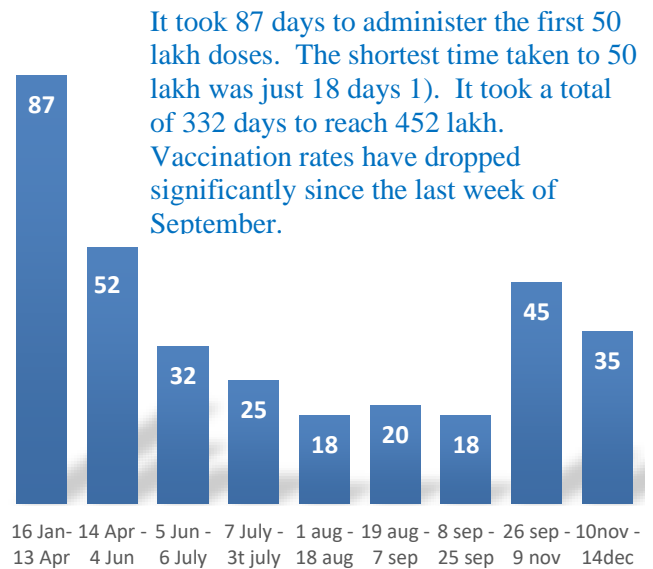


Second Dose



Dose Progression

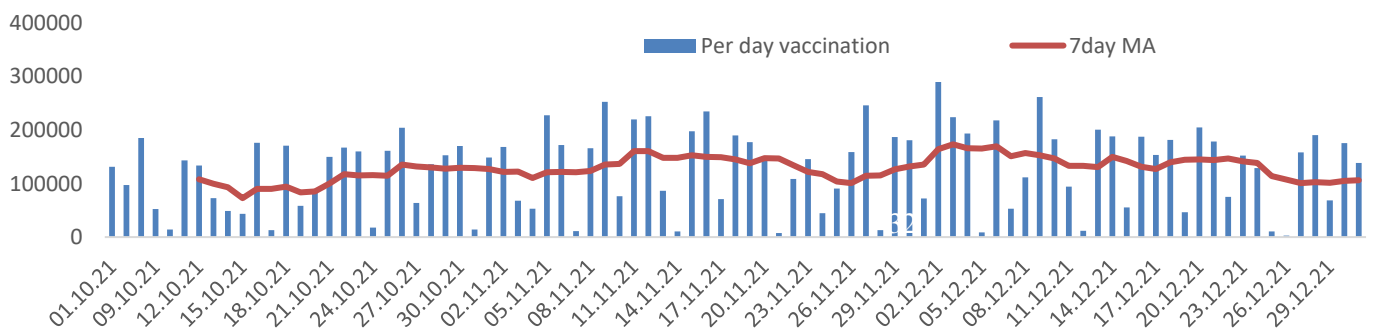
The chart shows the days taken for total COVID-19 Vaccination dozes(both first and second) in Kerala to cross every 50 lakh dose mark



It took 87 days to administer the first 50 lakh doses. The shortest time taken to 50 lakh was just 18 days 1). It took a total of 332 days to reach 452 lakh. Vaccination rates have dropped significantly since the last week of September.

Vaccine Administered per Day and 7 days Moving Average in Last Quarter (Oct -Dec)

The seven-day moving average of daily dozes in the last quarter showed a peak on December 2nd and continued to fluctuate thereafter



Important Message to the Public

- a. *Infection or infection rate is only a part and disease manifestation of disease is to be monitored*
- b. *Fatality among vaccinated people is very less. Disease severity among vaccinated people is less.*
- c. *People with comorbidity should be careful. Once detected covid positive they should get admitted and do not stay at home.*
- d. *Death among non-vaccinated people, especially people with comorbidity is because of late arrival in hospitals*
- e. *Diabetes and Hypertension together is the most common cause of patient death if they arrive late.*
- f. *Vaccinated people, only if symptomatic are advised to consult Doctor.*
- g. *Non Vaccinated people, if symptomatic, may do RTPCR test*
- h. *Antigen testing is only for emergency purpose*
- i. *Non vaccinated people with co-morbidities to do testing by RTPCR and consult doctor*
- j. *Repeat RTPCR is not needed among the people who are detected COVID positive in the previous 2 months*
- k. *All young person detected positive and at home isolation should do glucose test*

TABLE1.Total Vaccination done in the State as on 05/02/2022 midnight

State Summary (15+ years)-Total doses administered till 6/2/2022 at 12 AM								
District	Target	First Dose	Percent age	Second Dose	Percentage*	Precaution Dose	Percentage	Total doses administered
Alappuzha	1785011	1672961	94%	1466856	82%	57517	48%	3,197,334
Ernakulam	3126405	3198135	102%	2584961	83%	72923	41%	5,856,019
Idukki	920421	927322	101%	738592	80%	15128	30%	1,681,042
Kannur	2011583	2091164	104%	1740785	87%	49401	37%	3,881,350
Kasaragod	1052859	1010699	96%	799373	76%	21955	37%	1,832,027
Kollam	2198745	2149940	98%	1755575	80%	52234	38%	3,957,749
Kottayam	1647422	1612617	98%	1345042	82%	49901	45%	3,007,560
Kozhikode	2642551	2593490	98%	2038400	77%	44142	30%	4,676,032
Malappuram	3229570	3265721	101%	2396401	74%	36176	35%	5,698,298
Palakkad	2273003	2249115	99%	1798274	79%	49218	45%	4,096,607
Pathanamthitta	1085342	1125010	104%	916003	84%	52819	45%	2,093,832
Thiruvananthapuram	2820638	2787533	99%	2301805	82%	89193	41%	5,178,531
Thrissur	2669204	2549513	96%	2221783	83%	74825	51%	4,846,121
Wayanad	688943	721181	105%	596551	87%	20373	34%	1,338,105
Grand Total	28,151,697	27,954,401	99%	22,700,401	81%	685,805	41%	51,340,607

TABLE2.Covid-19 Vaccination Center Functional in the State as on 05/02/2022 midnight

<i>DISTRICTS</i>	15+	18+	Total
Alappuzha	82	90	172
Ernakulam	35	71	106
Idukki	1	18	19
Kannur	57	31	88
Kasaragod	46	4	50
Kollam	22	27	49
Kottayam	18	73	91
Kozhikode	90	46	136
Malappuram	54	110	164
Palakkad	10	21	31
Pathanamthitta	59	69	128
Thiruvananthapuram	10	133	143
Thrissur	109	120	229
Wayanad	36	36	72
GrandTotal	629	849	1478

TABLE3. Health Care Workers Coverage as on 05/02/2022 midnight

DISTRICT	1st DOSE	2nd Dose	% fully vaccinated	Precaution dose	Precaution dose (%) *
Alappuzha	29015	27168	94%	10734	51%
Ernakulam	85559	75497	88%	22613	37%
Idukki	13551	12971	96%	4478	45%
Kannur	40384	37418	93%	14953	50%
Kasaragod	11610	10782	93%	3868	47%
Kollam	36030	33673	93%	11622	46%
Kottayam	38706	36205	94%	13395	49%
Kozhikode	52732	47834	91%	13247	37%
Malappuram	44829	41871	93%	13460	49%
Palakkad	34672	31934	92%	12536	51%
Pathanamthitta	29333	25006	85%	9465	47%
Thiruvananthapuram	73418	66189	90%	20998	41%
Thrissur	51909	49090	95%	21594	55%
Wayanad	13977	13271	95%	5430	49%
Grand Total	555725	508909	92%	178393	45%

1st Dose coverage for HCW is 100%

*Proportion of beneficiaries who are eligible (completed 9 months after 2nd dose)

TABLE4. Frontline workers Coverage as on 05/02/2022 midnight

DISTRICT	1st dose	2nd Dose	% fully vaccinated	Precaution dose	Precaution dose(%) *
Alappuzha	39124	36681	94%	10224	37%
Ernakulam	54926	50228	91%	12865	35%
Idukki	22992	21294	93%	4126	27%
Kannur	41377	39914	96%	8635	28%
Kasaragod	24614	22412	91%	4932	29%
Kollam	42232	38712	92%	7423	29%
Kottayam	32139	30548	95%	8778	37%
Kozhikode	55264	52469	95%	6097	17%
Malappuram	53911	51165	95%	8845	25%
Palakkad	48093	45440	94%	11659	35%
Pathanamthitta	25248	22475	89%	5317	31%
Thiruvananthapuram	72983	67401	92%	14424	34%
Thrissur	41903	40686	97%	13852	47%
Wayanad	17019	16073	94%	3215	26%
Grand Total	571825	535498	94%	120392	32%

1st Dose coverage for FLW is 100%

*Proportion of beneficiaries who are eligible (completed 9 months after 2nd dose)

TABLE5.Age-Appropriate Group (45-59 Years) Coverage as on 05/02/2022 midnight

Table 5: Age appropriate group (45-59 years) coverage					
45-59 years Coverage as on 06/02/2022 at 12 AM					
District	Target	1st Dose Coverage	Percentage	2nd Dose Coverage	Percentage fully vaccinated
Alappuzha	535436	438286	82%	408927	76%
Ernakulam	809349	782341	97%	691226	85%
Idukki	237564	246722	104%	216633	91%
Kannur	527295	514968	98%	471133	89%
Kasaragod	253027	251755	99%	221517	88%
Kollam	541201	559043	103%	493330	91%
Kottayam	478470	413546	86%	367898	77%
Kozhikode	658949	653462	99%	569882	86%
Malappuram	733338	721118	98%	609346	83%
Palakkad	614226	546143	89%	487323	79%
Pathanamthitta	264372	281415	106%	249342	94%
Thiruvananthapuram	735836	680361	92%	604042	82%
Thrissur	689418	662931	96%	611655	89%
Wayanad	170537	177032	104%	163294	96%
Grand Total	7249018	6,929,123	96%	6,165,548	85%

TABLE6.Age-Appropriate Group (≥60 Years) Coverage as on 05/02/2022 midnight

Table 6: Age appropriate group (≥ 60 years) coverage							
≥ 60 years Coverage as on 06/02/2022 at 12 AM							
District	Target	1st Dose Coverage	Percentage	2nd Dose Coverage	Percentage fully vaccinated	Precaution dose	%
Alappuzha	424565	428338	101%	395692	93%	36559	52%
Ernakulam	673885	675336	100%	614674	91%	37445	45%
Idukki	193981	194335	100%	171256	88%	6524	27%
Kannur	438602	443930	101%	408188	93%	25813	35%
Kasaragod	182460	181485	99%	159017	87%	13155	39%
Kollam	497558	498847	100%	449214	90%	33189	39%
Kottayam	418008	419049	100%	379349	91%	27728	47%
Kozhikode	526896	528278	100%	473631	90%	24798	33%
Malappuram	477642	487243	102%	427094	89%	13871	34%
Palakkad	437708	439061	100%	395906	90%	25023	49%
Pathanamthitta	311297	311759	100%	278277	89%	38037	47%
Thiruvananthapuram	630465	631937	100%	564191	89%	53771	44%
Thrissur	581781	587235	101%	550744	95%	39379	51%
Wayanad	128009	128204	100%	113650	89%	11728	32%
Grand Total	5922857	5,955,037	101%	5,380,883	91%	387,020	42%

TABLE 6. Age-Appropriate Group (18-44 Years) Coverage as on 05/02/2022 midnight

18-44 years Coverage as on 06/02/2022 at 12 AM					
District	Target	First Dose		2nd Dose Coverage	Percentage fully vaccinated*
		1st Dose Coverage	Percentage		
Alappuzha	744178	665829	89%	589934	79%
Ernakulam	1470864	1499448	102%	1150986	78%
Idukki	437537	416947	95%	313393	72%
Kannur	947964	957841	101%	773686	82%
Kasaragod	556876	496811	89%	382988	69%
Kollam	1054752	926311	88%	735603	70%
Kottayam	665544	650835	98%	527336	79%
Kozhikode	1313678	1208507	92%	892491	68%
Malappuram	1777378	1808006	102%	1265984	71%
Palakkad	1088327	1076728	99%	834179	77%
Pathanamthitta	460819	440750	96%	335960	73%
Thiruvananthapuram	1309099	1238976	95%	995720	76%
Thrissur	1274465	1091781	86%	954144	75%
Wayanad	361152	352663	98%	287189	80%
Grand Total	13462633	12,831,433	95%	10,039,593	75%

*Among those who have taken first dose

TABLE 7. Age-Appropriate Group (15-17 Years) Coverage as on 05/02/2022 midnight

15-17 years Coverage as on 06/02/2022 at 12 AM					
District	Target	1st Dose Coverage	Percentage	2nd Dose Coverage	Percentage fully vaccinated
Alappuzha	80832	72369	90%	8454	10%
Ernakulam	172307	100525	58%	2350	1%
Idukki	51339	32775	64%	3045	6%
Kannur	97722	92664	95%	10446	11%
Kasaragod	60496	44424	73%	2657	4%
Kollam	105234	87477	83%	5043	5%
Kottayam	85400	58342	68%	3706	4%
Kozhikode	143028	95247	67%	2093	1%
Malappuram	241212	150614	62%	941	0.4%
Palakkad	132742	104418	79%	3492	3%
Pathanamthitta	48854	36505	75%	4943	10%
Thiruvananthapuram	145238	89858	62%	4262	3%
Thrissur	123540	113754	92%	15464	13%
Wayanad	29245	32286	110%	3074	11%
Grand Total	1,517,189	1,111,258	73%	69970	5%

TABLE 8.State Summary (18+) as on 05/02/2022 midnight

State Summary (18+) 06-02-2022 at 12 AM							
District	Target	First Dose	Percentage	Second Dose	Percentage*	Precaution Dose	Percentage
Alappuzha	1704179	1600592	94%	1458402	86%	57517	48%
Ernakulam	2954098	3097610	105%	2582611	87%	72923	41%
Idukki	869082	894547	103%	735547	85%	15128	30%
Kannur	1913861	1998500	104%	1730339	90%	49401	37%
Kasaragod	992363	966275	97%	796716	80%	21955	37%
Kollam	2093511	2062463	99%	1750532	84%	52234	38%
Kottayam	1562022	1554275	100%	1341336	86%	49901	45%
Kozhikode	2499523	2498243	100%	2036307	81%	44142	30%
Malappuram	2988358	3115107	104%	2395460	80%	36176	35%
Palakkad	2140261	2144697	100%	1794782	84%	49218	45%
Pathanamthitta	1036488	1088505	105%	911060	88%	52819	45%
Thiruvananthapuram	2675400	2697675	101%	2297543	86%	89193	41%
Thrissur	2545664	2435759	96%	2206319	87%	74825	51%
Wayanad	659698	688895	104%	593477	90%	20373	34%
Grand Total	2,67,09,000	26,843,143	101%	22,630,431	85%	685,805	41%

*Revised target population(> 18 years) as per MOHFW is 2.67 crores
*As per letter from Additional Secretary MOHFW- D O No 2317579/2021/Imm dated 15/09/2021

TABLE 9. Achievement for the day 05/02/2022 midnight

Daily achievement 06-02-2022				
District	First Dose	Second Dose	Precaution dose	Total Doses Administered
Alappuzha	474	5457	1962	7893
Ernakulam	1310	2719	1394	5423
Idukki	131	1203	109	1443
Kannur	1149	8529	1035	10713
Kasaragod	802	2618	290	3710
Kollam	486	2836	801	4123
Kottayam	724	3698	1225	5647
Kozhikode	2173	3493	962	6628
Malappuram	3348	4385	1574	9307
Palakkad	606	2162	428	3196
Pathanamthitta	361	3036	1515	4912
Thiruvananthapuram	581	2997	4841	8419
Thrissur	1105	11584	3195	15884
Wayanad	311	2236	350	2897
Grand Total	13561	56953	19681	90195

** Vaccine stock details couldn't be downloaded from e-VIN portal as the portal is down.

TABLE9.COVID Vaccination related sites

support@cowin.gov.in https://www.cowin.gov.in/home https://dashboard.kerala.gov.in/ https://dhs.kerala.gov.in/https://aogyakeralam.gov.in/https://sha.kerala.gov.in/

TABLE10.COVID Vaccination related Helpline numbers

National/State/District	Line1	Line2	Line3
National Helpline	1075	+91 1123978046	0120 4473222
Disha	1056	04712552056	
StateCallCenter	04712309251	04712309252	04712309255
Thiruvananthapuram	9188610100	1077	
Kollam	04742797609	8589015556	
Pathanamthitta	04682222515	04682228220	
Alappuzha	04772239999		
Kottayam	04812565200	04812304800	04812581900
Idukki	18004255640	04862232220	04862233118
Ernakulam	9072303861		
Thrissur	9400066921	9400066922	9400066923
Palakkad	04912505264	04912505189	8943341439
Malappuram	04832733253	04832737858	04832733252
Kozhikode	7594001442		
Wayanad	04936202343	04936202375	9072510900
Kannur	04972700194		
Kasargod	9061076590	9061079244	9061078026