



കേരള സർക്കാർ

COVID-19 OUTBREAK CONTROL AND PREVENTION STATE
CELL HEALTH&FAMILY WELFARE DEPARTMENT
Govt of Kerala
www.health.kerala.gov.in

www.dhs.kerala.gov.in

controlroomdhskerala@gmail.com

KeralaHEALTH-COVID-19 DAILY VACCINATION BULLETIN

Date: 06/02/2022

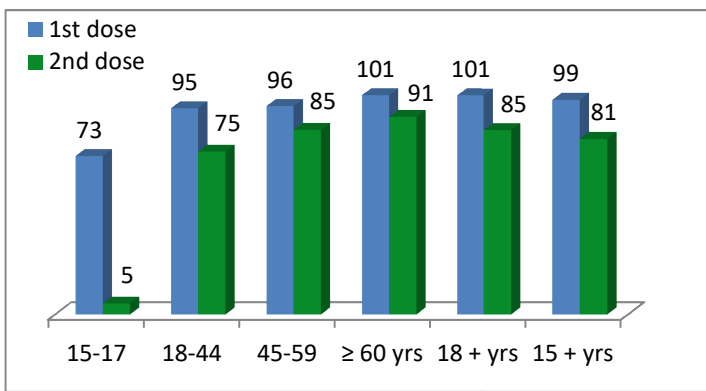
**OUR HEALTH OUR RESPONSIBILITY
VACCINE ADVISORY**

- *People who are vaccinated with Covid Vaccine are reported to have reduced Covid related ICU admissions, serious disease and death.*
- *Early vaccination is useful to safeguard our life from this deadly disease.*
- *Vaccination sessions are planned as per the availability of vaccine. All are requested to cooperate.*
- *After receiving the first dose, second dose of Covishield vaccine is to be taken between 12–16weeks and second dose of Covaxin between 4-6weeks.*
- *Covid vaccination is currently available to all above the age of 18*
- *Vaccination is available free of cost in all Government covid vaccination centers, and at a nominal rate (as per the GoI order F.No.2079203/2021/Immunization) in selected private Hospitals.*
- **ENSURE ALL YOUR ELIGIBLE FAMILY MEMBERS ARE PROTECTED BY RECEIVING ANY OF THE AVAILABLE COVID VACCINE.**
- **“BOTH COVAXIN AND COVISHIELD ARE EQUALLY EFFECTIVE AND SAFE”**
- **“BE FULLY PROTECTED – GET THE SECOND DOSE AT YOUR SCHEDULED TIME”**

ANALYSIS

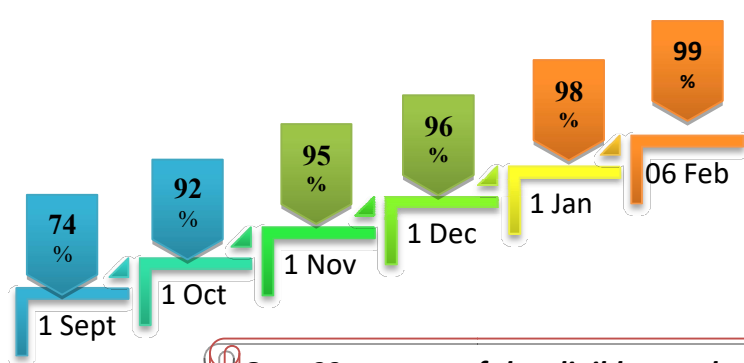
COVID-19 mass vaccinations are showing signs of preventing illness and steep decline in cases and hospital admissions in countries which done vaccination. Kerala started its vaccination for health care workers from January 16, 2021. The COVID-19 Vaccines Operational Guidelines issued by the Ministry of Health and Family Welfare, Govt. of India, 28th December 2020 and all subsequent Guidelines issued by Ministry of Health and Family Welfare, Govt of India are followed at the sites and all vaccination lanes

Summary of COVID Vaccine Administered as on 06-02-2022 midnight



- 99%** of eligible population vaccinated with a single dose till February 06
- 81%** of eligible population vaccinated with double dose till February 06
- State has vaccinated about **73%** of children aged 15 - 17 years with a single dose

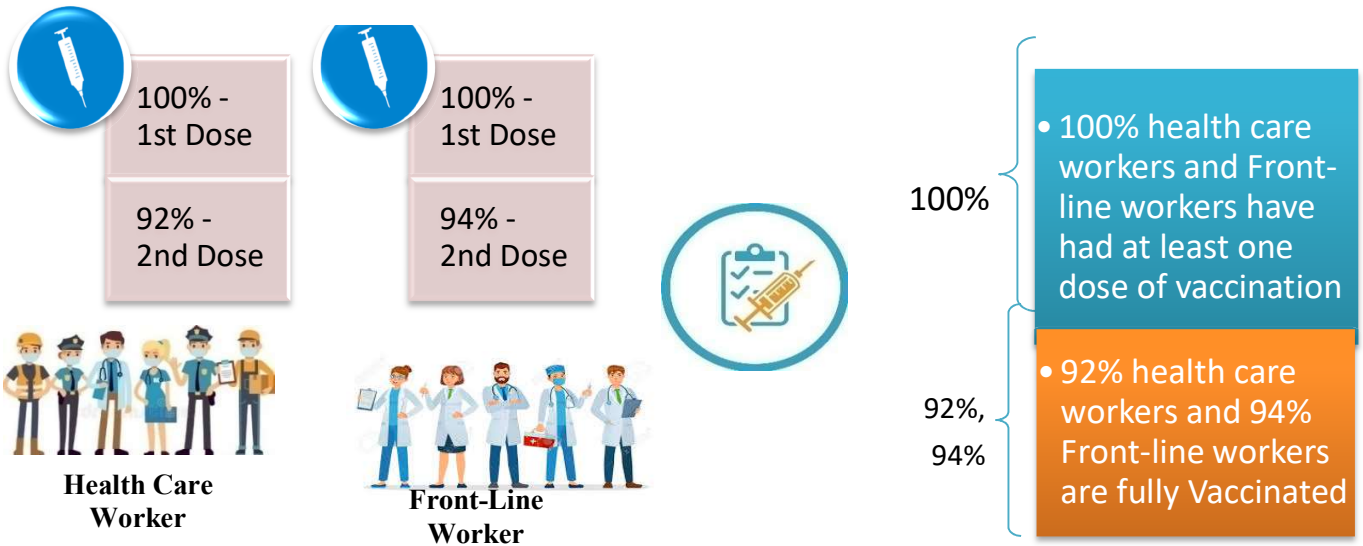
Time Line of Vaccination Coverage



Kerala began administration of COVID 19 Vaccines on 16th January, 2021. As of 06th February 2022, Kerala has administered over 51 million doses overall, including first and second doses of vaccines.

Over 99 per cent of the eligible population (15 + years) in Kerala has been administered the first dose of the Covid-19 vaccine. The state has achieved the target within 387 days since the beginning of the vaccination drive on January 16, 2021

Health Care Workers & Front-line Workers Vaccinated



Are You Vaccinated? You Still Need to Practice: SMS

- Even after vaccination, follow COVID appropriate behavior
- Practice Social Distancing and greet without physical contact
- Always wear clean face mask
- Wash your hands thoroughly and frequently or use hand sanitizer
- Follow the current COVID 19 guidelines to prevent further spread
- Stay Safe. Stay Strong. Get Vaccinated



Even After Getting Vaccinated Keep Taking Precautions to Protect Your Self



The Race Towards Full Vaccination - Weekly Trend

29th Jan, 2022 – 4th Feb, 2022

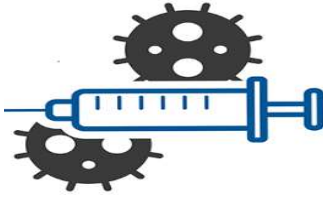
Kerala Administered over

2.37 Lakh

COVID Vaccine Doses

in the last 7 days

(29th Jan, 2022 to 4thFeb)



From 29th Jan, 2022 to 4th Feb, 2022 on average

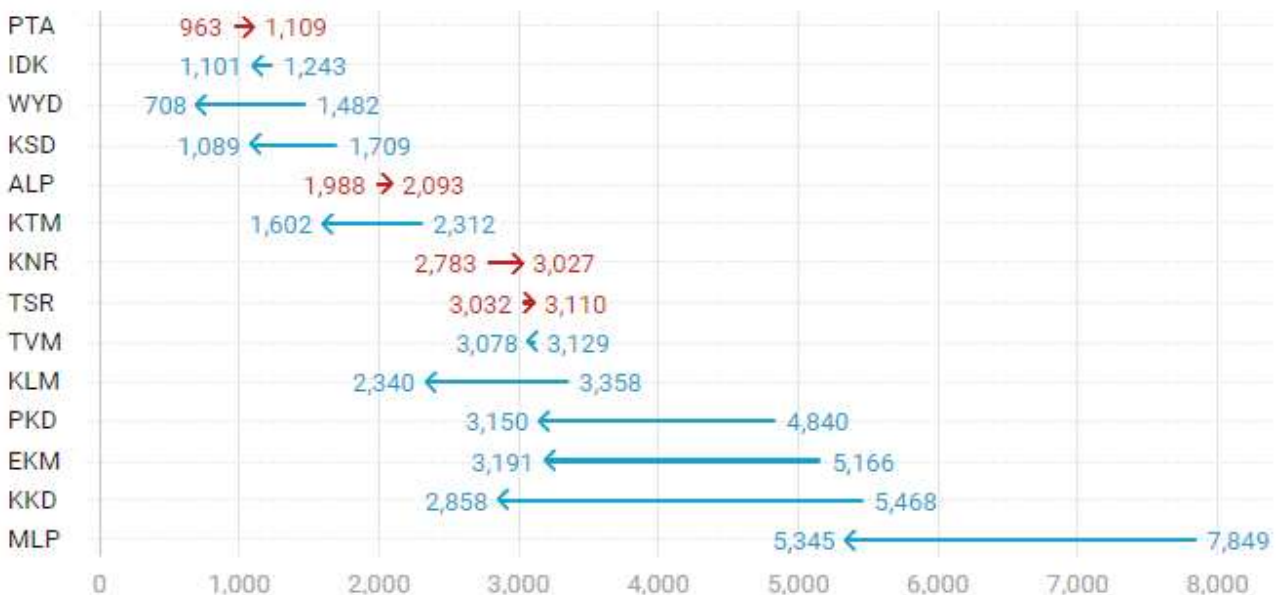
0.34 lakh

doses were administered daily.

Average Doses Administered Per day per week (in 1000)



Trend in average per day vaccination for the last two weeks

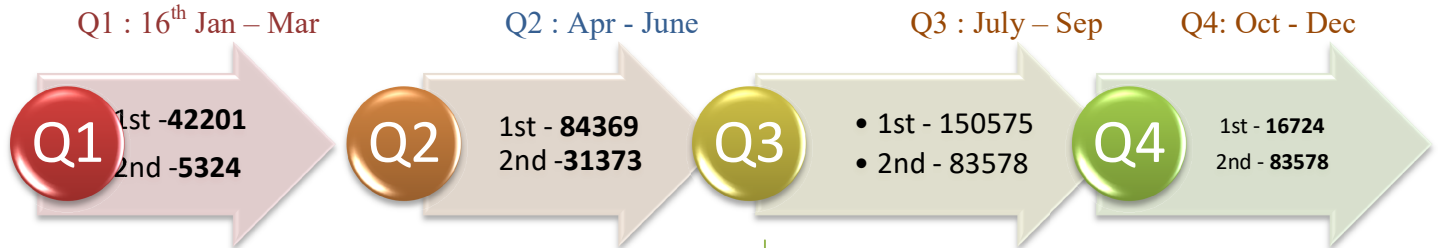


Race Against Time – Vaccination Quarterly Status

(Q1:16th Jan-Mar, Q2: Apr-June, Q3: July-Sep, Q4: Oct-Dec)

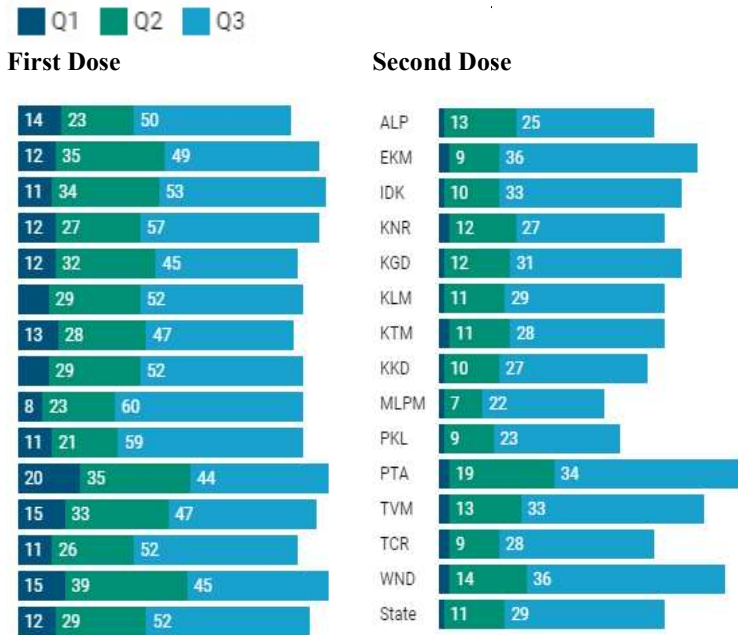
Daily Average Dozes Administered per Quarter

In the first Quarter, only 42201 first dozes and 5324 second dozes were administered daily on average. During the second, third and fourth quarters, the daily vaccination of the first and second dozes increased significantly.



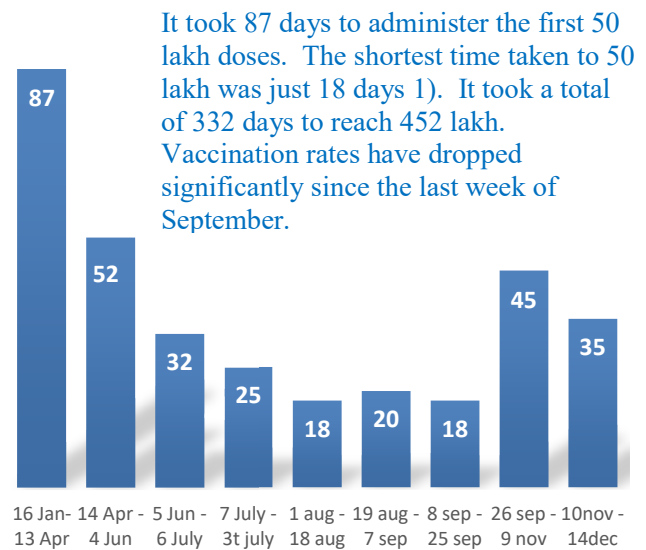
Vaccination Achievement per Quarter

In the third quarter of the immunization drive, 52% of the eligible population (18 + age) in Kerala were given the first dose and 29% the second dose.



Dose Progression

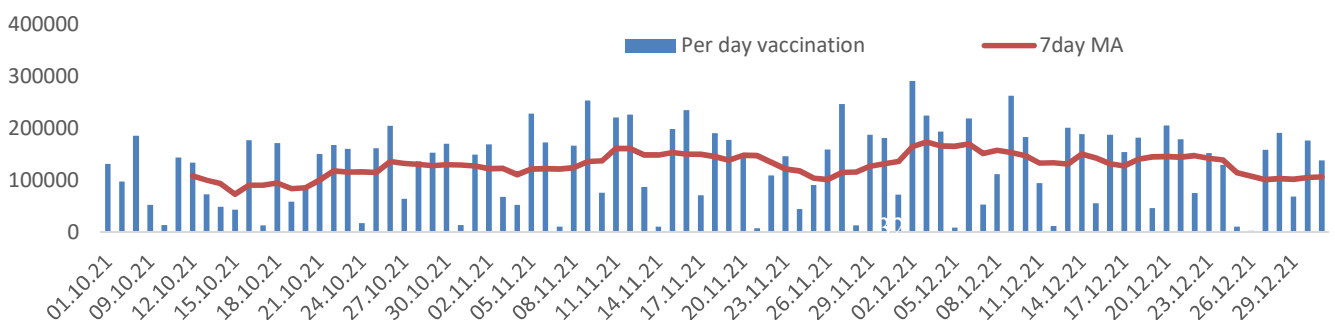
The chart shows the days taken for total COVID-19 Vaccination dozes(both first and second) in Kerala to cross every 50 lakh dose mark



It took 87 days to administer the first 50 lakh doses. The shortest time taken to 50 lakh was just 18 days. It took a total of 332 days to reach 452 lakh. Vaccination rates have dropped significantly since the last week of September.

Vaccine Administered per Day and 7 days Moving Average in Last Quarter (Oct -Dec)

The seven-day moving average of daily dozes in the last quarter showed a peak on December 2nd and continued to fluctuate thereafter



Important Message to the Public

- a. *Infection or infection rate is only a part and disease manifestation of disease is to be monitored*
- b. *Fatality among vaccinated people is very less. Disease severity among vaccinated people is less.*
- c. *People with comorbidity should be careful. Once detected covid positive they should get admitted and do not stay at home.*
- d. *Death among non-vaccinated people, especially people with comorbidity is because of late arrival in hospitals*
- e. *Diabetes and Hypertension together is the most common cause of patient death if they arrive late.*
- f. *Vaccinated people, only if symptomatic are advised to consult Doctor.*
- g. *Non Vaccinated people, if symptomatic, may do RTPCR test*
- h. *Antigen testing is only for emergency purpose*
- i. *Non vaccinated people with co-morbidities to do testing by RTPCR and consult doctor*
- j. *Repeat RTPCR is not needed among the people who are detected COVID positive in the previous 2 months*
- k. *All young person detected positive and at home isolation should do glucose test*

TABLE1.Total Vaccination done in the State as on 06/02/2022 midnight

State Summary (15+ years)-Total doses administered till 7/2/2022 at 12 AM								
District	Target	First Dose	Percent age	Second Dose	Percent age*	Precaution Dose	Percent age	Total doses administered
Alappuzha	1785011	1672968	94%	1466917	82%	57552	48%	31,97,437
Ernakulam	3126405	3198176	102%	2585265	83%	73284	41%	58,56,725
Idukki	920421	927322	101%	738593	80%	15131	30%	16,81,046
Kannur	2011583	2091172	104%	1741014	87%	49427	37%	38,81,613
Kasaragod	1052859	1010727	96%	799511	76%	22035	38%	18,32,273
Kollam	2198745	2149946	98%	1755592	80%	52240	38%	39,57,778
Kottayam	1647422	1612617	98%	1345042	82%	49901	45%	30,07,560
Kozhikode	2642551	2593498	98%	2038411	77%	44194	30%	46,76,103
Malappuram	3229570	3265745	101%	2396441	74%	36197	35%	56,98,383
Palakkad	2273003	2249119	99%	1798284	79%	49233	45%	40,96,636
Pathanamthitta	1085342	1125012	104%	916004	84%	52830	45%	20,93,846
Thiruvananthapuram	2820638	2787556	99%	2301982	82%	89348	41%	51,78,886
Thrissur	2669204	2549523	96%	2221860	83%	74898	51%	48,46,281
Wayanad	688943	721181	105%	596551	87%	20374	34%	13,38,106
Grand Total	28,151,697	2,79,54,562	99%	2,27,01,467	81%	6,86,644	41%	5,13,42,673

TABLE2.Covid-19 Vaccination Center Functional in the State as on 06/02/2022 midnight

DISTRICTS	15+	18+	Total
Alappuzha	0	1	1
Ernakulam	2	18	20
Idukki	0	1	1
Kannur	1	12	13
Kasaragod	1	3	4
Kollam	1	4	5
Kottayam	0	1	1
Kozhikode	0	9	9
Malappuram	0	6	6
Palakkad	0	7	7
Pathanamthitta	5	7	12
Thiruvananthapuram	4	16	20
Thrissur	2	15	17
Wayanad	0	0	0
GrandTotal	16	100	116

TABLE3. Health Care Workers Coverage as on 06/02/2022 midnight

DISTRICT	1st DOSE	2nd Dose	% fully vaccinated	Precaution dose	Precaution dose (%) *
Alappuzha	29015	27168	94%	10735	51%
Ernakulam	85559	75500	88%	22630	37%
Idukki	13551	12971	96%	4478	45%
Kannur	40384	37418	93%	14955	50%
Kasaragod	11610	10782	93%	3869	47%
Kollam	36030	33674	93%	11623	46%
Kottayam	38706	36205	94%	13395	49%
Kozhikode	52732	47834	91%	13255	37%
Malappuram	44829	41872	93%	13463	49%
Palakkad	34672	31934	92%	12536	51%
Pathanamthitta	29333	25006	85%	9465	47%
Thiruvananthapuram	73418	66189	90%	21010	41%
Thrissur	51909	49090	95%	21602	55%
Wayanad	13977	13271	95%	5430	49%
Grand Total	555725	508914	92%	178446	45%

1st Dose coverage for HCW is 100%

*Proportion of beneficiaries who are eligible (completed 9 months after 2nd dose)

TABLE4. Frontline workers Coverage as on 06/02/2022 midnight

DISTRICT	1st dose	2nd Dose	% fully vaccinated	Precaution dose	Precaution dose(%) *
Alappuzha	39124	36681	94%	10230	37%
Ernakulam	54926	50231	91%	13105	36%
Idukki	22992	21294	93%	4126	27%
Kannur	41377	39914	96%	8649	28%
Kasaragod	24614	22412	91%	4948	30%
Kollam	42232	38713	92%	7426	29%
Kottayam	32139	30548	95%	8778	37%
Kozhikode	55264	52469	95%	6107	17%
Malappuram	53911	51165	95%	8846	25%
Palakkad	48093	45440	94%	11666	35%
Pathanamthitta	25248	22475	89%	5319	31%
Thiruvananthapuram	72983	67401	92%	14475	34%
Thrissur	41903	40686	97%	13864	47%
Wayanad	17019	16073	94%	3216	26%
GrandTotal	571825	535502	94%	120755	32%

1st Dose coverage for FLW is 100%

*Proportion of beneficiaries who are eligible (completed 9 months after 2nd dose)

TABLE5.Age-Appropriate Group (45-59 Years) Coverage as on 06/02/2022 midnight

Table 5: Age appropriate group (45-59 years) coverage					
45-59 years Coverage as on			07/02/2022	at 12 AM	
District	Target	1st Dose Coverage	Percentage	2nd Dose Coverage	Percentage fully vaccinated
Alappuzha	535436	438286	82%	408930	76%
Ernakulam	809349	782345	97%	691253	85%
Idukki	237564	246722	104%	216633	91%
Kannur	527295	514968	98%	471138	89%
Kasaragod	253027	251757	99%	221521	88%
Kollam	541201	559043	103%	493331	91%
Kottayam	478470	413546	86%	367898	77%
Kozhikode	658949	653462	99%	569885	86%
Malappuram	733338	721122	98%	609352	83%
Palakkad	614226	546143	89%	487323	79%
Pathanamthitta	264372	281415	106%	249342	94%
Thiruvananthapuram	735836	680361	92%	604047	82%
Thrissur	689418	662932	96%	611659	89%
Wayanad	170537	177032	104%	163294	96%
Grand Total	7249018	69,29,134	96%	61,65,606	85%

TABLE6.Age-Appropriate Group (≥60 Years) Coverage as on 06/02/2022 midnight

Table 6: Age appropriate group (≥ 60 years) coverage							
≥ 60 years Coverage as on			07/02/2022	at 12 AM			
District	Target	1st Dose Coverage	Percentage	2nd Dose Coverage	Percentage fully vaccinated	Precaution dose	%
Alappuzha	424565	428338	101%	395693	93%	36587	52%
Ernakulam	673885	675336	100%	614679	91%	37549	45%
Idukki	193981	194335	100%	171256	88%	6527	27%
Kannur	438602	443930	101%	408188	93%	25823	35%
Kasaragod	182460	181486	99%	159020	87%	13218	39%
Kollam	497558	498847	100%	449216	90%	33191	39%
Kottayam	418008	419049	100%	379349	91%	27728	47%
Kozhikode	526896	528278	100%	473631	90%	24832	33%
Malappuram	477642	487245	102%	427096	89%	13888	34%
Palakkad	437708	439061	100%	395906	90%	25031	49%
Pathanamthitta	311297	311759	100%	278278	89%	38046	47%
Thiruvananthapuram	630465	631938	100%	564199	89%	53863	44%
Thrissur	581781	587235	101%	550747	95%	39432	51%
Wayanad	128009	128204	100%	113650	89%	11728	32%
Grand Total	5922857	59,55,041	101%	53,80,908	91%	3,87,443	42%

TABLE 6. Age-Appropriate Group (18-44Years) Coverage as on 06/02/2022 midnight

18-44 years Coverage as on 07/02/2022 at 12 AM					
District	Target	First Dose		2nd Dose Coverage	Percentage fully vaccinated*
		1st Dose Coverage	Percentage		
Alappuzha	744178	665834	89%	589957	79%
Ernakulam	1470864	1499480	102%	1151211	78%
Idukki	437537	416947	95%	313394	72%
Kannur	947964	957842	101%	773753	82%
Kasaragod	556876	496821	89%	383070	69%
Kollam	1054752	926313	88%	735610	70%
Kottayam	665544	650835	98%	527336	79%
Kozhikode	1313678	1208515	92%	892499	68%
Malappuram	1777378	1808024	102%	1266015	71%
Palakkad	1088327	1076732	99%	834189	77%
Pathanamthitta	460819	440752	96%	335960	73%
Thiruvananthapuram	1309099	1238984	95%	995780	76%
Thrissur	1274465	1091787	86%	954172	75%
Wayanad	361152	352663	98%	287189	80%
Grand Total	13462633	1,28,31,529	95%	1,00,40,135	75%

*Among those who have taken first dose

TABLE 7. Age-Appropriate Group (15-17 Years) Coverage as on 06/02/2022 midnight

15-17 years Coverage as on 07/02/2022 at 12 AM					
District	Target	1st Dose Coverage	Percentage	2nd Dose Coverage	Percentage fully vaccinated
Alappuzha	80832	72371	90%	8488	11%
Ernakulam	172307	100530	58%	2391	1%
Idukki	51339	32775	64%	3045	6%
Kannur	97722	92671	95%	10603	11%
Kasaragod	60496	44439	73%	2706	4%
Kollam	105234	87481	83%	5048	5%
Kottayam	85400	58342	68%	3706	4%
Kozhikode	143028	95247	67%	2093	1%
Malappuram	241212	150614	62%	941	0.4%
Palakkad	132742	104418	79%	3492	3%
Pathanamthitta	48854	36505	75%	4943	10%
Thiruvananthapuram	145238	89872	62%	4366	3%
Thrissur	123540	113757	92%	15506	13%
Wayanad	29245	32286	110%	3074	11%
Grand Total	1,517,189	11,11,308	73%	70402	5%

TABLE 8.State Summary (18+) as on 06/02/2022 midnight

State Summary (18+) 07-02-2022							at 12 AM
District	Target	First Dose	Percentage	Second Dose	Percentage*	Precaution Dose	Percentage
Alappuzha	1704179	1600597	94%	1458429	86%	57552	48%
Ernakulam	2954098	3097646	105%	2582874	87%	73284	41%
Idukki	869082	894547	103%	735548	85%	15131	30%
Kannur	1913861	1998501	104%	1730411	90%	49427	37%
Kasaragod	992363	966288	97%	796805	80%	22035	38%
Kollam	2093511	2062465	99%	1750544	84%	52240	38%
Kottayam	1562022	1554275	100%	1341336	86%	49901	45%
Kozhikode	2499523	2498251	100%	2036318	81%	44194	30%
Malappuram	2988358	3115131	104%	2395500	80%	36197	35%
Palakkad	2140261	2144701	100%	1794792	84%	49233	45%
Pathanamthitta	1036488	1088507	105%	911061	88%	52830	45%
Thiruvananthapuram	2675400	2697684	101%	2297616	86%	89348	41%
Thrissur	2545664	2435766	96%	2206354	87%	74898	51%
Wayanad	659698	688895	104%	593477	90%	20374	34%
Grand Total	2,67,09,000	2,68,43,254	101%	2,26,31,065	85%	6,86,644	41%

*Revised target population(> 18 years) as per MOHFW is 2.67 crores

*As per letter from Additional Secretary MOHFW- D O No 2317579/2021/Imm dated 15/09/2021

TABLE 9. Achievement for the day 06/02/2022 midnight

Daily achievement 07-02-2022				
District	First Dose	Second Dose	Precaution dose	Total Doses Administered
Alappuzha	0	3	9	12
Ernakulam	40	301	130	471
Idukki	0	1	3	4
Kannur	8	229	13	250
Kasaragod	28	138	80	246
Kollam	5	17	4	26
Kottayam	0	0	0	0
Kozhikode	8	11	46	65
Malappuram	24	40	20	84
Palakkad	4	10	12	26
Pathanamthitta	2	0	9	11
Thiruvananthapuram	23	176	111	310
Thrissur	9	36	68	113
Wayanad	0	0	0	0
Grand Total	151	962	505	1618

** Vaccine stock details couldn't be downloaded from e-VIN portal as the portal is down.

TABLE9.COVID Vaccination related sites

support@cowin.gov.in https://www.cowin.gov.in/home https://dashboard.kerala.gov.in/ https://dhs.kerala.gov.in/https://aogyakeralam.gov.in/https://sha.kerala.gov.in/

TABLE10.COVID Vaccination related Helpline numbers

National/State/District	Line1	Line2	Line3
National Helpline	1075	+91 1123978046	0120 4473222
Disha	1056	04712552056	
StateCallCenter	04712309251	04712309252	04712309255
Thiruvananthapuram	9188610100	1077	
Kollam	04742797609	8589015556	
Pathanamthitta	04682222515	04682228220	
Alappuzha	04772239999		
Kottayam	04812565200	04812304800	04812581900
Idukki	18004255640	04862232220	04862233118
Ernakulam	9072303861		
Thrissur	9400066921	9400066922	9400066923
Palakkad	04912505264	04912505189	8943341439
Malappuram	04832733253	04832737858	04832733252
Kozhikode	7594001442		
Wayanad	04936202343	04936202375	9072510900
Kannur	04972700194		
Kasargod	9061076590	9061079244	9061078026