



കേരള സർക്കാർ

COVID-19 OUTBREAK CONTROL AND PREVENTION STATE
CELL HEALTH & FAMILY WELFARE DEPARTMENT
Govt of Kerala
www.health.kerala.gov.in

www.dhs.kerala.gov.in

controlroomdhskerala@gmail.com

KeralaHEALTH-COVID-19 DAILY VACCINATION BULLETIN

Date: 07/02/2022

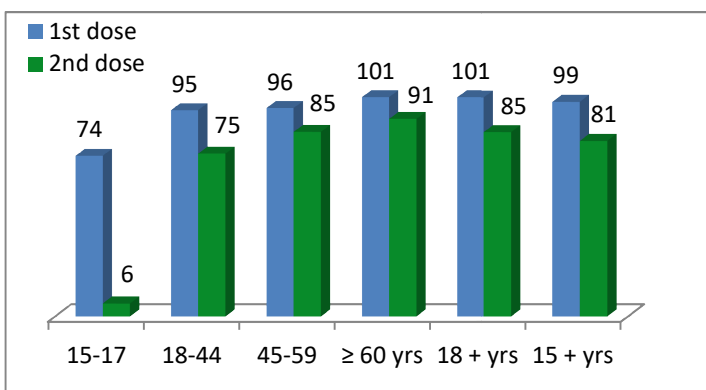
**OUR HEALTH OUR RESPONSIBILITY
VACCINE ADVISORY**

- *People who are vaccinated with Covid Vaccine are reported to have reduced Covid related ICU admissions, serious disease and death.*
- *Early vaccination is useful to safeguard our life from this deadly disease.*
- *Vaccination sessions are planned as per the availability of vaccine. All are requested to cooperate.*
- *After receiving the first dose, second dose of Covishield vaccine is to be taken between 12–16 weeks and second dose of Covaxin between 4–6 weeks.*
- *Covid vaccination is currently available to all above the age of 18*
- *Vaccination is available free of cost in all Government covid vaccination centers, and at a nominal rate (as per the GoI order F.No.2079203/2021/Immunization) in selected private Hospitals.*
- **ENSURE ALL YOUR ELIGIBLE FAMILY MEMBERS ARE PROTECTED BY RECEIVING ANY OF THE AVAILABLE COVID VACCINE.**
- **“BOTH COVAXIN AND COVISHIELD ARE EQUALLY EFFECTIVE AND SAFE”**
- **“BE FULLY PROTECTED – GET THE SECOND DOSE AT YOUR SCHEDULED TIME”**

ANALYSIS

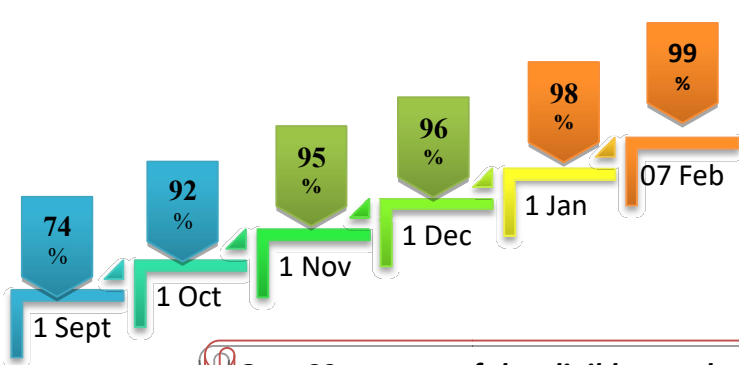
COVID-19 mass vaccinations are showing signs of preventing illness and steep decline in cases and hospital admissions in countries which done vaccination. Kerala started its vaccination for health care workers from January 16, 2021. The COVID-19 Vaccines Operational Guidelines issued by the Ministry of Health and Family Welfare, Govt. of India, 28th December 2020 and all subsequent Guidelines issued by Ministry of Health and Family Welfare, Govt of India are followed at the sites and all vaccination lanes

Summary of COVID Vaccine Administered as on 07-02-2022 midnight



- 99%** of eligible population vaccinated with a single dose till February 07
- 81%** of eligible population vaccinated with double dose till February 07
- State has vaccinated about **74%** of children aged 15 - 17 years with a single dose

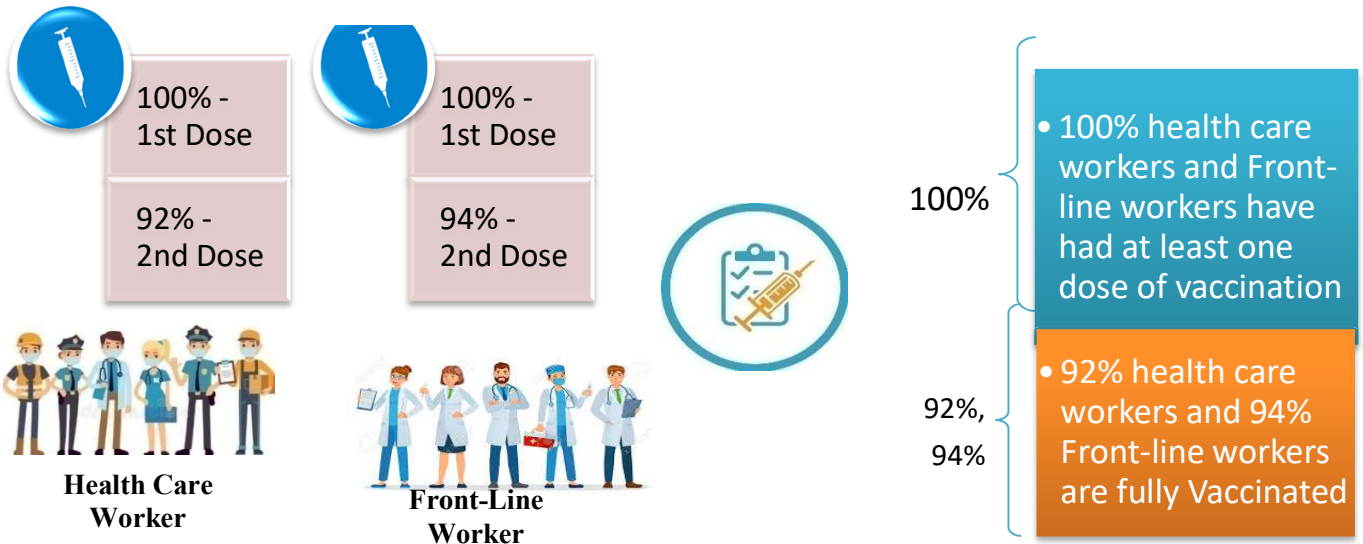
Time Line of Vaccination Coverage



Kerala began administration of COVID 19 Vaccines on 16th January, 2021. As of 07th February 2022, Kerala has administered over 51 million doses overall, including first and second doses of vaccines.


Over 99 per cent of the eligible population (15 + years) in Kerala has been administered the first dose of the Covid-19 vaccine. The state has achieved the target within 388 days since the beginning of the vaccination drive on January 16, 2021

Health Care Workers & Front-line Workers Vaccinated



Are You Vaccinated? You Still Need to Practice: SMS

- Even after vaccination, follow COVID appropriate behavior
- Practice Social Distancing and greet without physical contact
- Always wear clean face mask
- Wash your hands thoroughly and frequently or use hand sanitizer
- Follow the current COVID 19 guidelines to prevent further spread
- Stay Safe. Stay Strong. Get Vaccinated



Even After Getting Vaccinated Keep Taking Precautions to Protect Your Self



The Race Towards Full Vaccination - Weekly Trend

29th Jan, 2022 – 4th Feb, 2022

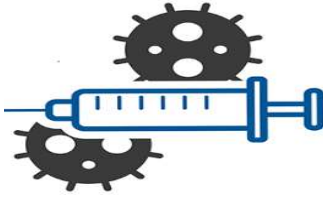
Kerala Administered over

2.37 Lakh

COVID Vaccine Doses

in the last 7 days

(29th Jan, 2022 to 4thFeb)



From 29th Jan, 2022 to 4th Feb, 2022 on average

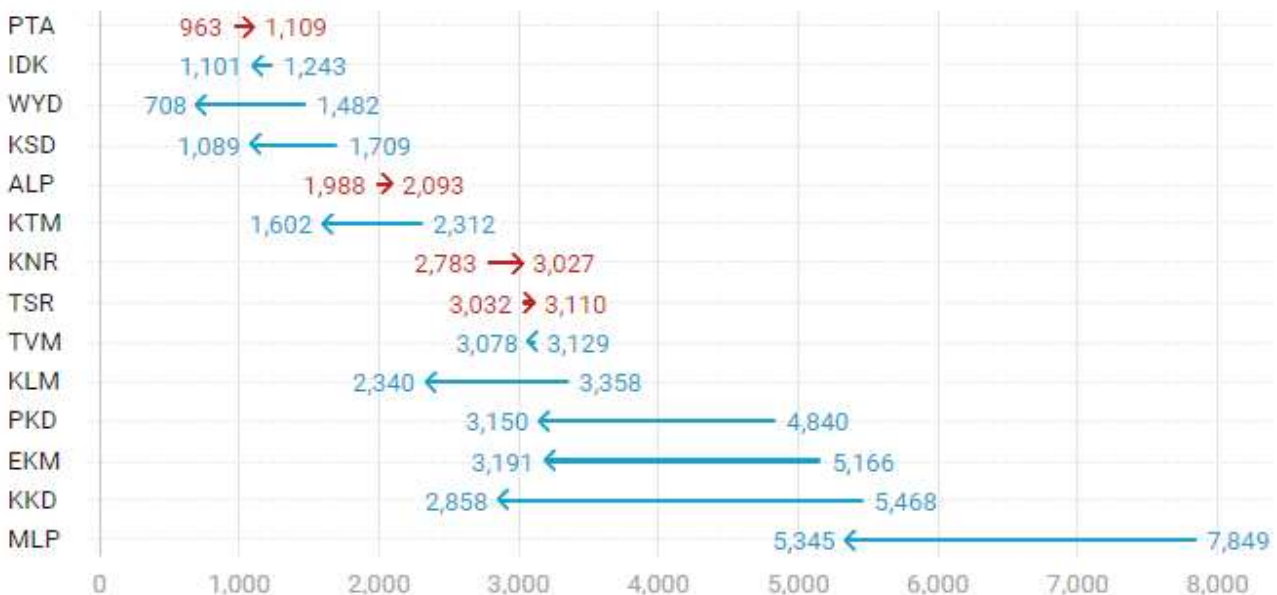
0.34 lakh

doses were administered daily.

Average Doses Administered Per day per week (in 1000)



Trend in average per day vaccination for the last two weeks

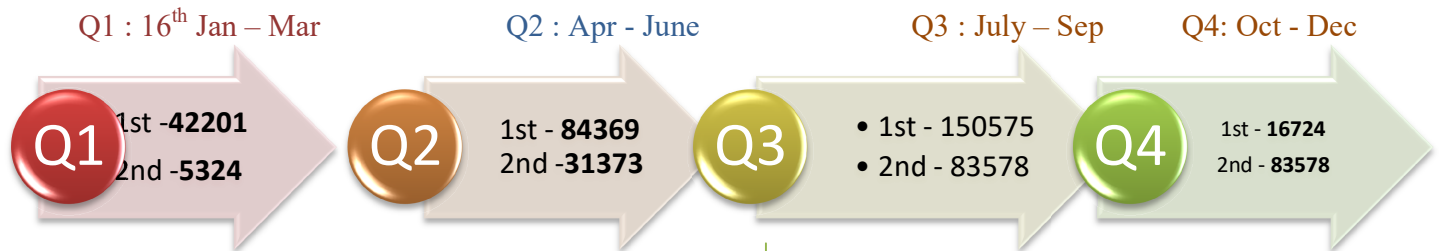


Race Against Time – Vaccination Quarterly Status

(Q1:16th Jan-Mar, Q2: Apr-June, Q3: July-Sep, Q4: Oct-Dec)

Daily Average Dozes Administered per Quarter

In the first Quarter, only 42201 first dozes and 5324 second dozes were administered daily on average. During the second, third and fourth quarters, the daily vaccination of the first and second dozes increased significantly.



Vaccination Achievement per Quarter

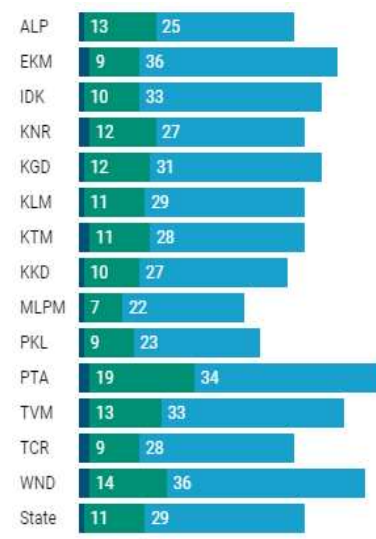
In the third quarter of the immunization drive, 52% of the eligible population (18 + age) in Kerala were given the first dose and 29% the second dose.

■ Q1 ■ Q2 ■ Q3

First Dose

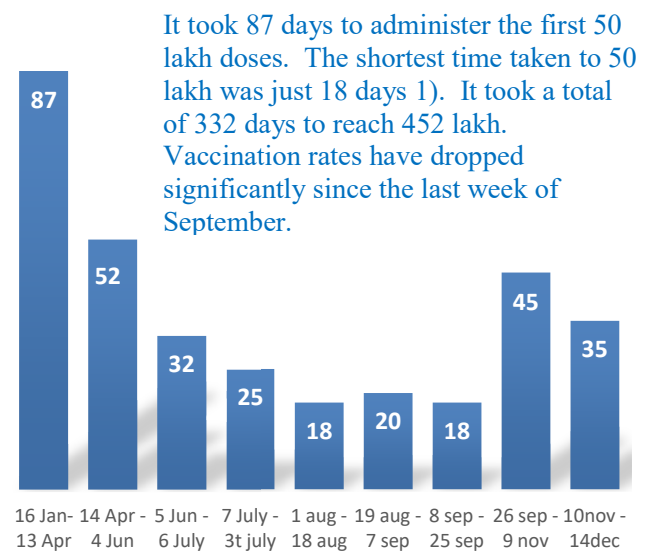


Second Dose



Dose Progression

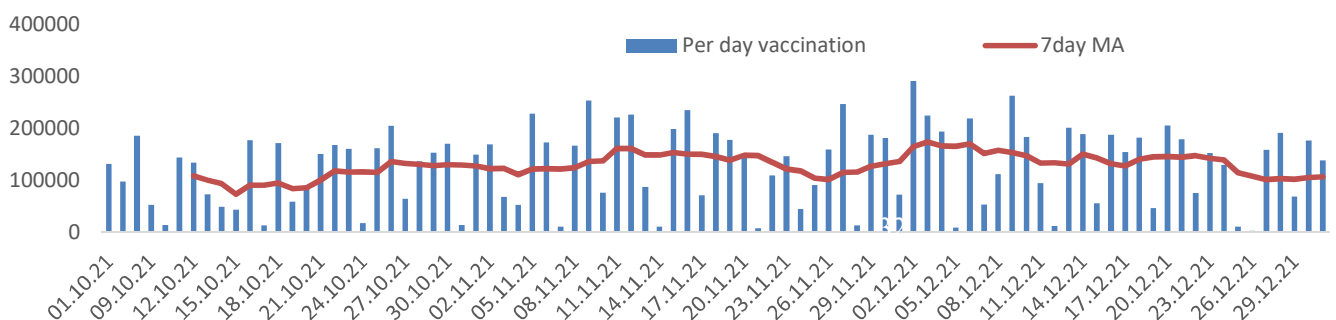
The chart shows the days taken for total COVID-19 Vaccination dozes(both first and second) in Kerala to cross every 50 lakh dose mark



It took 87 days to administer the first 50 lakh doses. The shortest time taken to 50 lakh was just 18 days. It took a total of 332 days to reach 452 lakh. Vaccination rates have dropped significantly since the last week of September.

Vaccine Administered per Day and 7 days Moving Average in Last Quarter (Oct-Dec)

The seven-day moving average of daily dozes in the last quarter showed a peak on December 2nd and continued to fluctuate thereafter



Important Message to the Public

- a. *Infection or infection rate is only a part and disease manifestation of disease is to be monitored*
- b. *Fatality among vaccinated people is very less. Disease severity among vaccinated people is less.*
- c. *People with comorbidity should be careful. Once detected covid positive they should get admitted and do not stay at home.*
- d. *Death among non-vaccinated people, especially people with comorbidity is because of late arrival in hospitals*
- e. *Diabetes and Hypertension together is the most common cause of patient death if they arrive late.*
- f. *Vaccinated people, only if symptomatic are advised to consult Doctor.*
- g. *Non Vaccinated people, if symptomatic, may do RTPCR test*
- h. *Antigen testing is only for emergency purpose*
- i. *Non vaccinated people with co-morbidities to do testing by RTPCR and consult doctor*
- j. *Repeat RTPCR is not needed among the people who are detected COVID positive in the previous 2 months*
- k. *All young person detected positive and at home isolation should do glucose test*

TABLE1.Total Vaccination done in the State as on 07/02/2022 midnight

State Summary (15+ years)-Total doses administered till 8/2/2022 at 12 AM								
District	Target	First Dose	Percent age	Second Dose	Percent age*	Precaution Dose	Percent age	Total doses administered
Alappuzha	1785011	1673467	94%	1473586	83%	61540	49%	32,08,593
Ernakulam	3126405	3199368	102%	2588596	83%	75765	40%	58,63,729
Idukki	920421	927661	101%	741035	81%	16007	30%	16,84,703
Kannur	2011583	2091651	104%	1744366	87%	52715	39%	38,88,732
Kasaragod	1052859	1011146	96%	800812	76%	23935	37%	18,35,893
Kollam	2198745	2150680	98%	1760630	80%	56947	39%	39,68,257
Kottayam	1647422	1613299	98%	1349344	82%	52004	46%	30,14,647
Kozhikode	2642551	2594482	98%	2042894	77%	47844	31%	46,85,220
Malappuram	3229570	3269892	101%	2402933	74%	38584	34%	57,11,409
Palakkad	2273003	2250445	99%	1805352	79%	51952	43%	41,07,749
Pathanamthitta	1085342	1125314	104%	918886	85%	56823	46%	21,01,023
Thiruvananthapuram	2820638	2788158	99%	2304922	82%	93681	43%	51,86,761
Thrissur	2669204	2549988	96%	2227611	83%	76272	52%	48,53,871
Wayanad	688943	721497	105%	598873	87%	21331	34%	13,41,701
Grand Total	28,151,697	2,79,67,048	99%	2,27,59,840	81%	7,25,400	41%	5,14,52,288

TABLE2.Covid-19 Vaccination Center Functional in the State as on 07/02/2022 midnight

DISTRICTS	15+	18+	Total
Alappuzha	85	91	176
Ernakulam	25	95	120
Idukki	15	34	49
Kannur	17	51	68
Kasaragod	0	49	49
Kollam	31	65	96
Kottayam	25	66	91
Kozhikode	17	113	130
Malappuram	43	114	157
Palakkad	20	51	71
Pathanamthitta	62	72	134
Thiruvananthapuram	11	129	140
Thrissur	38	51	89
Wayanad	36	36	72
GrandTotal	425	1017	1442

TABLE3. Health Care Workers Coverage as on 07/02/2022 midnight

DISTRICT	1st DOSE	2nd Dose	% fully vaccinated	Precaution dose	Precaution dose (%) *
Alappuzha	29016	27173	94%	10869	51%
Ernakulam	85559	75507	88%	22822	37%
Idukki	13551	12975	96%	4524	45%
Kannur	40384	37421	93%	15094	50%
Kasaragod	11610	10788	93%	3947	48%
Kollam	36030	33679	93%	11760	46%
Kottayam	38706	36209	94%	13494	49%
Kozhikode	52732	47838	91%	13478	37%
Malappuram	44829	41876	93%	13622	48%
Palakkad	34672	31935	92%	12692	50%
Pathanamthitta	29333	25009	85%	9566	47%
Thiruvananthapuram	73418	66192	90%	21216	41%
Thrissur	51909	49092	95%	21674	55%
Wayanad	13977	13272	95%	5464	49%
Grand Total	555726	508966	92%	180222	45%

1st Dose coverage for HCW is 100%

*Proportion of beneficiaries who are eligible (completed 9 months after 2nd dose)

TABLE4. Frontline workers Coverage as on 07/02/2022 midnight

DISTRICT	1st dose	2nd Dose	% fully vaccinated	Precaution dose	Precaution dose(%) *
Alappuzha	39124	36682	94%	10378	37%
Ernakulam	54926	50235	91%	13257	36%
Idukki	22992	21297	93%	4187	27%
Kannur	41377	39916	96%	8803	29%
Kasaragod	24614	22414	91%	5075	30%
Kollam	42231	38718	92%	7577	29%
Kottayam	32139	30551	95%	8882	37%
Kozhikode	55266	52474	95%	6344	17%
Malappuram	53911	51173	95%	9146	26%
Palakkad	48093	45443	94%	11924	35%
Pathanamthitta	25249	22480	89%	5403	32%
Thiruvananthapuram	72983	67411	92%	14682	35%
Thrissur	41903	40686	97%	13967	47%
Wayanad	17019	16074	94%	3278	26%
GrandTotal	571827	535554	94%	122903	32%

1st Dose coverage for FLW is 100%

*Proportion of beneficiaries who are eligible (completed 9 months after 2nd dose)

TABLE5.Age-Appropriate Group (45-59 Years) Coverage as on 07/02/2022 midnight

Table 5: Age appropriate group (45-59 years) coverage					
45-59 years Coverage as on			08/02/2022	at 12 AM	
District	Target	1st Dose Coverage	Percentage	2nd Dose Coverage	Percentage fully vaccinated
Alappuzha	535436	438317	82%	409238	76%
Ernakulam	809349	782399	97%	691620	85%
Idukki	237564	246734	104%	216770	91%
Kannur	527295	515000	98%	471536	89%
Kasaragod	253027	251801	100%	221664	88%
Kollam	541201	559098	103%	493735	91%
Kottayam	478470	413571	86%	368190	77%
Kozhikode	658949	653543	99%	570646	87%
Malappuram	733338	721233	98%	610327	83%
Palakkad	614226	546200	89%	487951	79%
Pathanamthitta	264372	281434	106%	249440	94%
Thiruvananthapuram	735836	680420	92%	604511	82%
Thrissur	689418	662956	96%	611924	89%
Wayanad	170537	177035	104%	163345	96%
Grand Total	7249018	69,29,741	96%	61,70,897	85%

TABLE6.Age-Appropriate Group (≥60 Years) Coverage as on 07/02/2022 midnight

Table 6: Age appropriate group (≥ 60 years) coverage							
≥ 60 years Coverage as on			08/02/2022	at 12 AM			
District	Target	1st Dose Coverage	Percentage	2nd Dose Coverage	Percentage fully vaccinated	Precaution dose	%
Alappuzha	424565	428373	101%	395901	93%	40293	53%
Ernakulam	673885	675373	100%	614885	91%	39686	43%
Idukki	193981	194350	100%	171326	88%	7296	26%
Kannur	438602	443945	101%	408336	93%	28818	39%
Kasaragod	182460	181504	99%	159112	87%	14913	38%
Kollam	497558	498888	100%	449463	90%	37610	40%
Kottayam	418008	419067	100%	379506	91%	29628	48%
Kozhikode	526896	528325	100%	473985	90%	28022	35%
Malappuram	477642	487288	102%	427441	89%	15816	33%
Palakkad	437708	439096	100%	396157	91%	27336	44%
Pathanamthitta	311297	311772	100%	278380	89%	41854	49%
Thiruvananthapuram	630465	631982	100%	564516	90%	57783	46%
Thrissur	581781	587242	101%	550901	95%	40631	52%
Wayanad	128009	128209	100%	113678	89%	12589	32%
Grand Total	5922857	59,55,414	101%	53,83,587	91%	4,22,275	43%

TABLE 6. Age-Appropriate Group (18-44Years) Coverage as on 07/02/2022 midnight

18-44 years Coverage as on 08/02/2022 at 12 AM					
District	Target	First Dose		2nd Dose Coverage	Percentage fully vaccinated*
		1st Dose Coverage	Percentage		
Alappuzha	744178	666051	90%	592196	80%
Ernakulam	1470864	1499931	102%	1153129	78%
Idukki	437537	417097	95%	314509	72%
Kannur	947964	958108	101%	775340	82%
Kasaragod	556876	497094	89%	384061	69%
Kollam	1054752	926625	88%	737777	70%
Kottayam	665544	651050	98%	529044	79%
Kozhikode	1313678	1209190	92%	895643	68%
Malappuram	1777378	1809290	102%	1270557	71%
Palakkad	1088327	1077332	99%	837594	77%
Pathanamthitta	460819	440876	96%	336876	73%
Thiruvananthapuram	1309099	1239341	95%	997554	76%
Thrissur	1274465	1091947	86%	955881	75%
Wayanad	361152	352781	98%	288019	80%
Grand Total	13462633	1,28,36,713	95%	1,00,68,180	75%

*Among those who have taken first dose

TABLE 7. Age-Appropriate Group (15-17 Years) Coverage as on 07/02/2022 midnight

15-17 years Coverage as on 08/02/2022 at 12 AM					
District	Target	1st Dose Coverage	Percentage	2nd Dose Coverage	Percentage fully vaccinated
Alappuzha	80832	72586	90%	12396	15%
Ernakulam	172307	101180	59%	3220	2%
Idukki	51339	32937	64%	4158	8%
Kannur	97722	92837	95%	11817	12%
Kasaragod	60496	44523	74%	2773	5%
Kollam	105234	87808	83%	7258	7%
Kottayam	85400	58766	69%	5844	7%
Kozhikode	143028	95426	67%	2308	2%
Malappuram	241212	153341	64%	1559	1%
Palakkad	132742	105052	79%	6272	5%
Pathanamthitta	48854	36650	75%	6701	14%
Thiruvananthapuram	145238	90014	62%	4738	3%
Thrissur	123540	114031	92%	19127	15%
Wayanad	29245	32476	111%	4485	15%
Grand Total	1,517,189	11,17,627	74%	92656	6%

TABLE 8.State Summary (18+) as on 07/02/2022 midnight

State Summary (18+) 08-02-2022							at 12 AM	
District	Target	First Dose	Percentage	Second Dose	Percentage*	Precaution Dose	Percentage	
Alappuzha	1704179	1600881	94%	1461190	86%	61540	49%	
Ernakulam	2954098	3098188	105%	2585376	88%	75765	40%	
Idukki	869082	894724	103%	736877	85%	16007	30%	
Kannur	1913861	1998814	104%	1732549	91%	52715	39%	
Kasaragod	992363	966623	97%	798039	80%	23935	37%	
Kollam	2093511	2062872	99%	1753372	84%	56947	39%	
Kottayam	1562022	1554533	100%	1343500	86%	52004	46%	
Kozhikode	2499523	2499056	100%	2040586	82%	47844	31%	
Malappuram	2988358	3116551	104%	2401374	80%	38584	34%	
Palakkad	2140261	2145393	100%	1799080	84%	51952	43%	
Pathanamthitta	1036488	1088664	105%	912185	88%	56823	46%	
Thiruvananthapuram	2675400	2698144	101%	2300184	86%	93681	43%	
Thrissur	2545664	2435957	96%	2208484	87%	76272	52%	
Wayanad	659698	689021	104%	594388	90%	21331	34%	
Grand Total	2,67,09,000	2,68,49,421	101%	2,26,67,184	85%	7,25,400	41%	

*Revised target population(> 18 years) as per MOHFW is 2.67 crores

*As per letter from Additional Secretary MOHFW- D O No 2317579/2021/Imm dated 15/09/2021

TABLE 9. Achievement for the day 07/02/2022 midnight

Daily achievement 08-02-2022				
District	First Dose	Second Dose	Precaution dose	Total Doses Administered
Alappuzha	499	6667	3983	11149
Ernakulam	1192	3331	2479	7002
Idukki	339	2442	876	3657
Kannur	476	3350	3288	7114
Kasaragod	394	1296	1900	3590
Kollam	735	5038	4705	10478
Kottayam	682	4302	2103	7087
Kozhikode	983	4481	3646	9110
Malappuram	4142	6486	2386	13014
Palakkad	1325	7066	2715	11106
Pathanamthitta	298	2860	3989	7147
Thiruvananthapuram	601	2940	4323	7864
Thrissur	464	5746	1370	7580
Wayanad	316	2322	957	3595
Grand Total	12446	58327	38720	109493

** Vaccine stock details couldn't be downloaded from e-VIN portal as the portal is down.

TABLE9.COVID Vaccination related sites

support@cowin.gov.in https://www.cowin.gov.in/home https://dashboard.kerala.gov.in/ https://dhs.kerala.gov.in/https://aogyakeralam.gov.in/https://sha.kerala.gov.in/

TABLE10.COVID Vaccination related Helpline numbers

National/State/District	Line1	Line2	Line3
National Helpline	1075	+91 1123978046	0120 4473222
Disha	1056	04712552056	
StateCallCenter	04712309251	04712309252	04712309255
Thiruvananthapuram	9188610100	1077	
Kollam	04742797609	8589015556	
Pathanamthitta	04682222515	04682228220	
Alappuzha	04772239999		
Kottayam	04812565200	04812304800	04812581900
Idukki	18004255640	04862232220	04862233118
Ernakulam	9072303861		
Thrissur	9400066921	9400066922	9400066923
Palakkad	04912505264	04912505189	8943341439
Malappuram	04832733253	04832737858	04832733252
Kozhikode	7594001442		
Wayanad	04936202343	04936202375	9072510900
Kannur	04972700194		
Kasargod	9061076590	9061079244	9061078026