



കേരള സർക്കാർ

COVID-19 OUTBREAK CONTROL AND PREVENTION STATE
CELL HEALTH & FAMILY WELFARE DEPARTMENT
Govt of Kerala
www.health.kerala.gov.in

www.dhs.kerala.gov.in

controlroomdhskerala@gmail.com

KeralaHEALTH-COVID-19 DAILY VACCINATION BULLETIN

Date: 08/02/2022

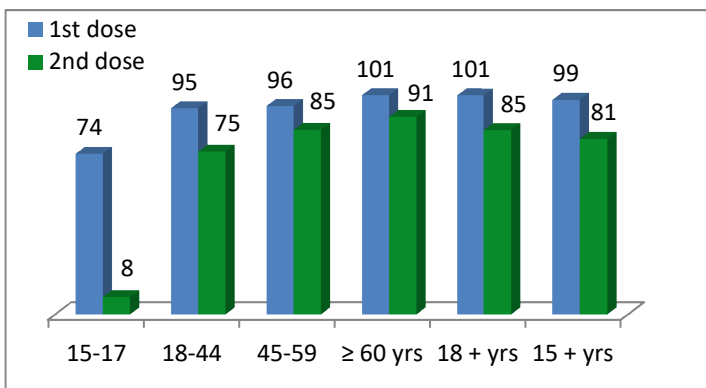
**OUR HEALTH OUR RESPONSIBILITY
VACCINE ADVISORY**

- *People who are vaccinated with Covid Vaccine are reported to have reduced Covid related ICU admissions, serious disease and death.*
- *Early vaccination is useful to safeguard our life from this deadly disease.*
- *Vaccination sessions are planned as per the availability of vaccine. All are requested to cooperate.*
- *After receiving the first dose, second dose of Covishield vaccine is to be taken between 12–16 weeks and second dose of Covaxin between 4–6 weeks.*
- *Covid vaccination is currently available to all above the age of 18*
- *Vaccination is available free of cost in all Government covid vaccination centers, and at a nominal rate (as per the GoI order F.No.2079203/2021/Immunization) in selected private Hospitals.*
- **ENSURE ALL YOUR ELIGIBLE FAMILY MEMBERS ARE PROTECTED BY RECEIVING ANY OF THE AVAILABLE COVID VACCINE.**
- **“BOTH COVAXIN AND COVISHIELD ARE EQUALLY EFFECTIVE AND SAFE”**
- **“BE FULLY PROTECTED – GET THE SECOND DOSE AT YOUR SCHEDULED TIME”**

ANALYSIS

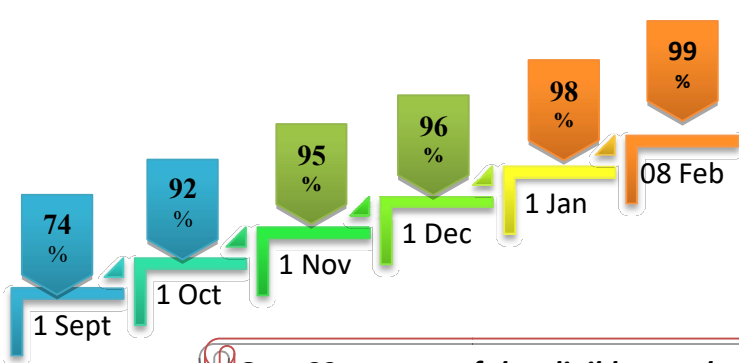
COVID-19 mass vaccinations are showing signs of preventing illness and steep decline in cases and hospital admissions in countries which done vaccination. Kerala started its vaccination for health care workers from January 16, 2021. The COVID-19 Vaccines Operational Guidelines issued by the Ministry of Health and Family Welfare, Govt. of India, 28th December 2020 and all subsequent Guidelines issued by Ministry of Health and Family Welfare, Govt of India are followed at the sites and all vaccination lanes

Summary of COVID Vaccine Administered as on 08-02-2022 midnight



- 99%** of eligible population vaccinated with a single dose till February 08
- 81%** of eligible population vaccinated with double dose till February 08
- State has vaccinated about **74%** of children aged 15 - 17 years with a single dose

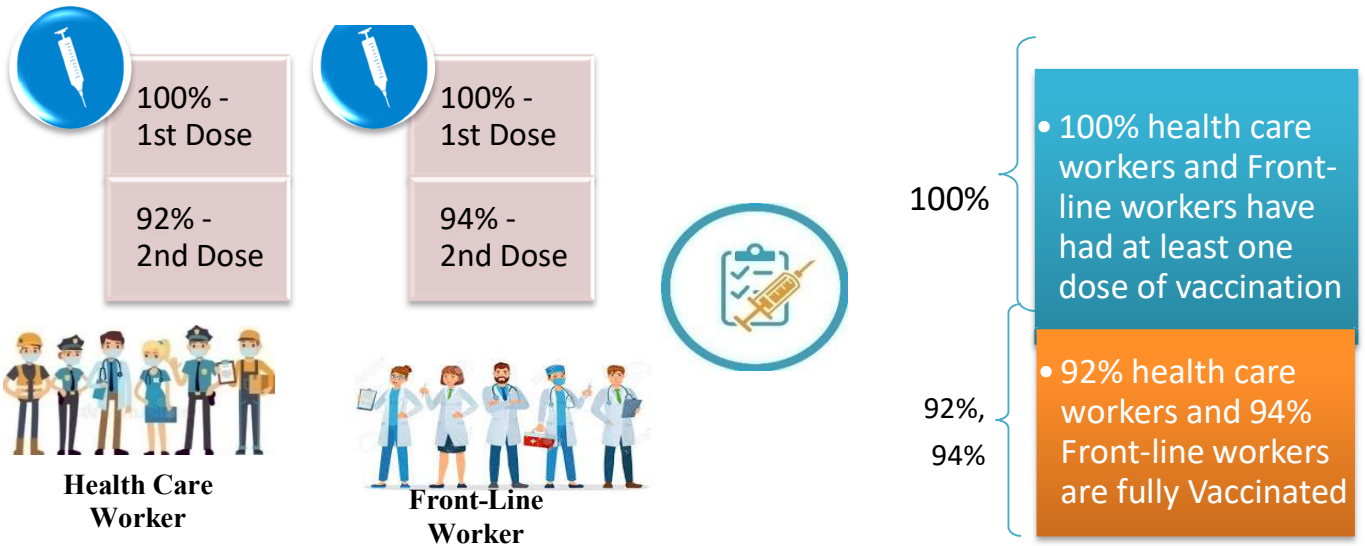
Time Line of Vaccination Coverage



Kerala began administration of COVID 19 Vaccines on 16th January, 2021. As of 08th February 2022, Kerala has administered over 51 million doses overall, including first and second doses of vaccines.

Over 99 per cent of the eligible population (15 + years) in Kerala has been administered the first dose of the Covid-19 vaccine. The state has achieved the target within 389 days since the beginning of the vaccination drive on January 16, 2021

Health Care Workers & Front-line Workers Vaccinated



Are You Vaccinated? You Still Need to Practice: SMS

- Even after vaccination, follow COVID appropriate behavior
- Practice Social Distancing and greet without physical contact
- Always wear clean face mask
- Wash your hands thoroughly and frequently or use hand sanitizer
- Follow the current COVID 19 guidelines to prevent further spread
- Stay Safe. Stay Strong. Get Vaccinated



Even After Getting Vaccinated Keep Taking Precautions to Protect Your Self



The Race Towards Full Vaccination - Weekly Trend

29th Jan, 2022 – 4th Feb, 2022

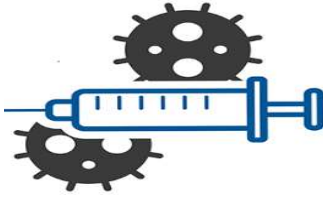
Kerala Administered over

2.37 Lakh

COVID Vaccine Doses

in the last 7 days

(29th Jan, 2022 to 4thFeb)



From 29th Jan, 2022 to 4th Feb, 2022 on average

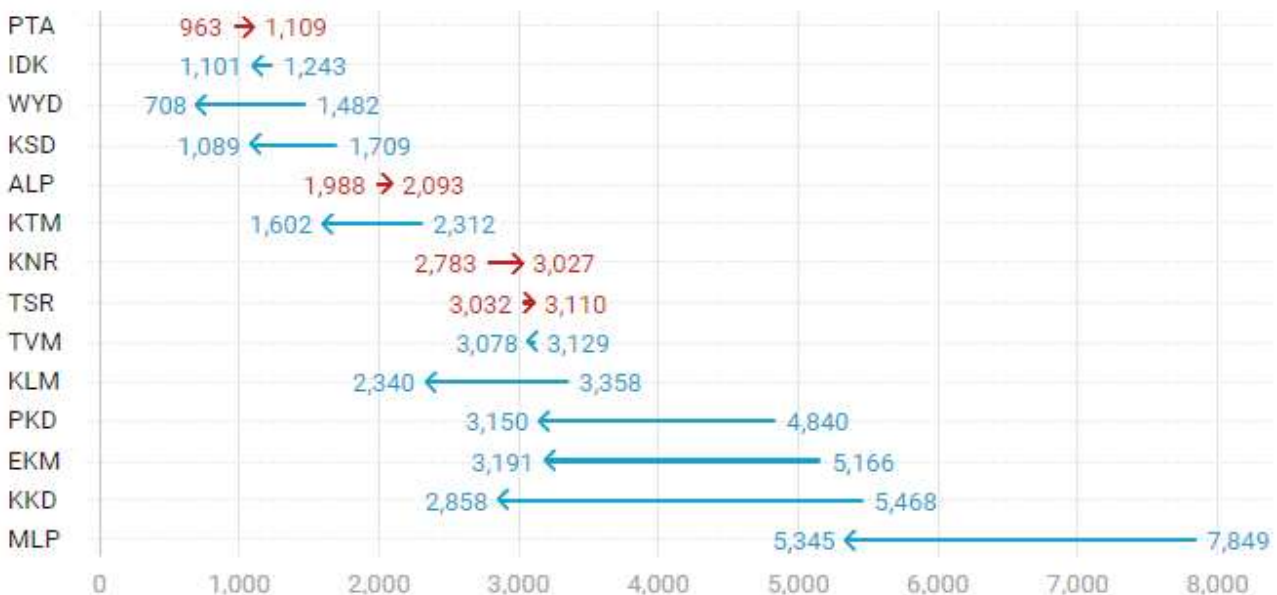
0.34 lakh

doses were administered daily.

Average Doses Administered Per day per week (in 1000)



Trend in average per day vaccination for the last two weeks

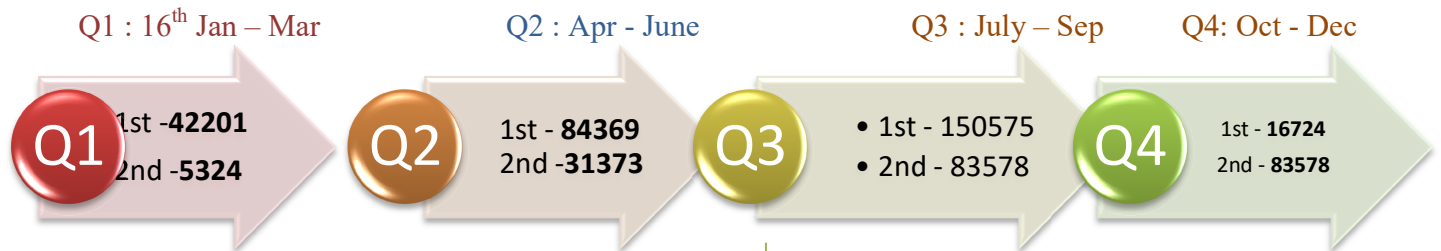


Race Against Time – Vaccination Quarterly Status

(Q1:16th Jan-Mar, Q2: Apr-June, Q3: July-Sep, Q4: Oct-Dec)

Daily Average Dozes Administered per Quarter

In the first Quarter, only 42201 first dozes and 5324 second dozes were administered daily on average. During the second, third and fourth quarters, the daily vaccination of the first and second dozes increased significantly.



Vaccination Achievement per Quarter

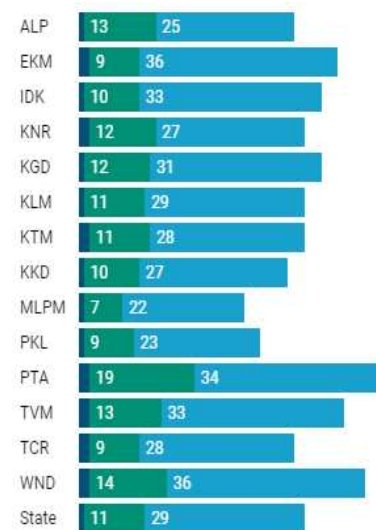
In the third quarter of the immunization drive, 52% of the eligible population (18 + age) in Kerala were given the first dose and 29% the second dose.

■ Q1 ■ Q2 ■ Q3

First Dose

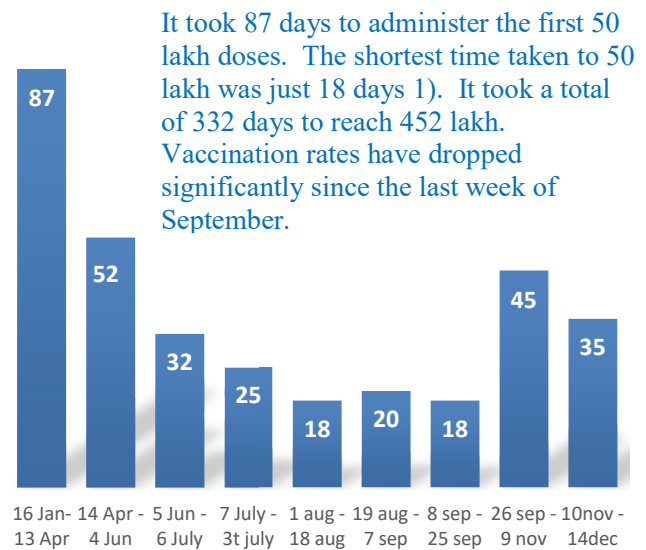


Second Dose



Dose Progression

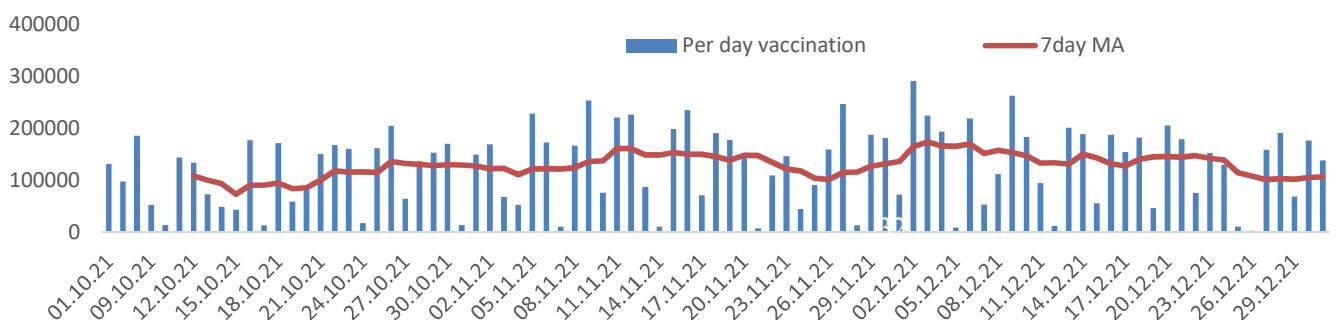
The chart shows the days taken for total COVID-19 Vaccination dozes(both first and second) in Kerala to cross every 50 lakh dose mark



It took 87 days to administer the first 50 lakh doses. The shortest time taken to 50 lakh was just 18 days. It took a total of 332 days to reach 452 lakh. Vaccination rates have dropped significantly since the last week of September.

Vaccine Administered per Day and 7 days Moving Average in Last Quarter (Oct -Dec)

The seven-day moving average of daily dozes in the last quarter showed a peak on December 2nd and continued to fluctuate thereafter



Important Message to the Public

- a. *Infection or infection rate is only a part and disease manifestation of disease is to be monitored*
- b. *Fatality among vaccinated people is very less. Disease severity among vaccinated people is less.*
- c. *People with comorbidity should be careful. Once detected covid positive they should get admitted and do not stay at home.*
- d. *Death among non-vaccinated people, especially people with comorbidity is because of late arrival in hospitals*
- e. *Diabetes and Hypertension together is the most common cause of patient death if they arrive late.*
- f. *Vaccinated people, only if symptomatic are advised to consult Doctor.*
- g. *Non Vaccinated people, if symptomatic, may do RTPCR test*
- h. *Antigen testing is only for emergency purpose*
- i. *Non vaccinated people with co-morbidities to do testing by RTPCR and consult doctor*
- j. *Repeat RTPCR is not needed among the people who are detected COVID positive in the previous 2 months*
- k. *All young person detected positive and at home isolation should do glucose test*

TABLE1.Total Vaccination done in the State as on 08/02/2022 midnight

State Summary (15+ years)-Total doses administered till 9/2/2022 at 12 AM								
District	Target	First Dose	Percent age	Second Dose	Percentage*	Precaution Dose	Percentage	Total doses administered
Alappuzha	1785011	1673589	94%	1479619	83%	61996	49%	32,15,204
Ernakulam	3126405	3200527	102%	2595194	83%	78242	39%	58,73,963
Idukki	920421	928086	101%	745766	81%	16584	30%	16,90,436
Kannur	2011583	2092287	104%	1750591	87%	57107	41%	38,99,985
Kasaragod	1052859	1011667	96%	805402	76%	24213	36%	18,41,282
Kollam	2198745	2151524	98%	1770237	81%	59682	40%	39,81,443
Kottayam	1647422	1613941	98%	1356846	82%	53318	47%	30,24,105
Kozhikode	2642551	2595718	98%	2048333	78%	48635	31%	46,92,686
Malappuram	3229570	3274629	101%	2409523	75%	40193	34%	57,24,345
Palakkad	2273003	2252690	99%	1817448	80%	54341	44%	41,24,479
Pathanamthitta	1085342	1125592	104%	925246	85%	58809	47%	21,09,647
Thiruvananthapuram	2820638	2788730	99%	2311046	82%	96269	44%	51,96,045
Thrissur	2669204	2550806	96%	2240782	84%	78580	53%	48,70,168
Wayanad	688943	721734	105%	601541	87%	21970	33%	13,45,245
Grand Total	28,151,697	2,79,81,520	99%	2,28,57,574	81%	7,49,939	41%	5,15,89,033

TABLE2.Covid-19 Vaccination Center Functional in the State as on 08/02/2022 midnight

DISTRICTS	15+	18+	Total
Alappuzha	0	9	9
Ernakulam	37	97	134
Idukki	30	21	51
Kannur	14	51	65
Kasaragod	39	11	50
Kollam	38	45	83
Kottayam	28	62	90
Kozhikode	84	39	123
Malappuram	54	102	156
Palakkad	35	49	84
Pathanamthitta	61	68	129
Thiruvananthapuram	13	123	136
Thrissur	80	95	175
Wayanad	36	37	73
GrandTotal	549	809	1358

TABLE3. Health Care Workers Coverage as on 08/02/2022 midnight

DISTRICT	1st DOSE	2nd Dose	% fully vaccinated	Precaution dose	Precaution dose (%) *
Alappuzha	29016	27334	94%	10900	51%
Ernakulam	85559	75926	89%	23021	37%
Idukki	13551	13021	96%	4560	45%
Kannur	40384	37684	93%	15277	50%
Kasaragod	11610	10900	94%	3959	47%
Kollam	36030	33870	94%	11851	46%
Kottayam	38706	36361	94%	13603	49%
Kozhikode	52732	48124	91%	13555	37%
Malappuram	44829	42104	94%	13769	48%
Palakkad	34672	32241	93%	12792	51%
Pathanamthitta	29333	25127	86%	9641	48%
Thiruvananthapuram	73418	66379	90%	21484	41%
Thrissur	51909	49263	95%	21835	56%
Wayanad	13977	13318	95%	5492	49%
Grand Total	555726	511652	92%	181739	46%

1st Dose coverage for HCW is 100%

*Proportion of beneficiaries who are eligible (completed 9 months after 2nd dose)

TABLE4. Frontline workers Coverage as on 08/02/2022 midnight

DISTRICT	1st dose	2nd Dose	% fully vaccinated	Precaution dose	Precaution dose(%) *
Alappuzha	39124	36937	94%	10413	37%
Ernakulam	54926	50568	92%	12661	33%
Idukki	22992	21417	93%	4254	28%
Kannur	41377	40220	97%	8963	29%
Kasaragod	24614	22697	92%	5097	29%
Kollam	42231	38970	92%	7710	29%
Kottayam	32139	30730	96%	8967	38%
Kozhikode	55267	52682	95%	6424	17%
Malappuram	53911	51550	96%	9292	26%
Palakkad	48093	45826	95%	12146	36%
Pathanamthitta	25249	22615	90%	5482	32%
Thiruvananthapuram	72983	67743	93%	14780	35%
Thrissur	41903	40892	98%	14127	48%
Wayanad	17019	16182	95%	3316	26%
GrandTotal	571828	539029	94%	123632	32%

1st Dose coverage for FLW is 100%

*Proportion of beneficiaries who are eligible (completed 9 months after 2nd dose)

TABLE5.Age-Appropriate Group (45-59 Years) Coverage as on 08/02/2022 midnight

Table 5: Age appropriate group (45-59 years) coverage					
45-59 years Coverage as on			09/02/2022	at 12 AM	
District	Target	1st Dose Coverage	Percentage	2nd Dose Coverage	Percentage fully vaccinated
Alappuzha	535436	438323	82%	409290	76%
Ernakulam	809349	782451	97%	692002	86%
Idukki	237564	246747	104%	216840	91%
Kannur	527295	515041	98%	472043	90%
Kasaragod	253027	251807	100%	221693	88%
Kollam	541201	559134	103%	494003	91%
Kottayam	478470	413593	86%	368423	77%
Kozhikode	658949	653569	99%	570769	87%
Malappuram	733338	721300	98%	611000	83%
Palakkad	614226	546261	89%	488422	80%
Pathanamthitta	264372	281445	106%	249504	94%
Thiruvananthapuram	735836	680476	92%	604886	82%
Thrissur	689418	662999	96%	612406	89%
Wayanad	170537	177041	104%	163355	96%
Grand Total	7249018	69,30,187	96%	61,74,636	85%

TABLE6.Age-Appropriate Group (≥60 Years) Coverage as on 08/02/2022 midnight

Table 6: Age appropriate group (≥ 60 years) coverage							
≥ 60 years Coverage as on			09/02/2022	at 12 AM			
District	Target	1st Dose Coverage	Percentage	2nd Dose Coverage	Percentage fully vaccinated	Precaution dose	%
Alappuzha	424565	428381	101%	399780	94%	40683	52%
Ernakulam	673885	675397	100%	616933	92%	42560	42%
Idukki	193981	194356	100%	171680	89%	7770	26%
Kannur	438602	443982	101%	410052	93%	32867	42%
Kasaragod	182460	181510	99%	160611	88%	15157	36%
Kollam	497558	498913	100%	453425	91%	40121	41%
Kottayam	418008	419079	100%	382009	91%	30748	50%
Kozhikode	526896	528349	100%	475503	90%	28656	34%
Malappuram	477642	487318	102%	428598	90%	17132	33%
Palakkad	437708	439134	100%	398558	91%	29403	46%
Pathanamthitta	311297	311784	100%	281446	90%	43686	49%
Thiruvananthapuram	630465	632027	100%	567326	90%	60005	47%
Thrissur	581781	587276	101%	553621	95%	42618	53%
Wayanad	128009	128213	100%	114308	89%	13162	31%
Grand Total	5922857	59,55,719	101%	54,13,850	91%	4,44,568	43%

TABLE 6. Age-Appropriate Group (18-44Years) Coverage as on 08/02/2022 midnight

18-44 years Coverage as on 09/02/2022 at 12 AM					
District	Target	First Dose		2nd Dose Coverage	Percentage fully vaccinated*
		1st Dose Coverage	Percentage		
Alappuzha	744178	666100	90%	592796	80%
Ernakulam	1470864	1500344	102%	1155362	79%
Idukki	437537	417218	95%	316047	72%
Kannur	947964	958484	101%	777471	82%
Kasaragod	556876	497191	89%	384912	69%
Kollam	1054752	926883	88%	739889	70%
Kottayam	665544	651236	98%	530896	80%
Kozhikode	1313678	1209486	92%	897011	68%
Malappuram	1777378	1810514	102%	1273641	72%
Palakkad	1088327	1077943	99%	841396	77%
Pathanamthitta	460819	440948	96%	337758	73%
Thiruvananthapuram	1309099	1239636	95%	999225	76%
Thrissur	1274465	1092189	86%	958706	75%
Wayanad	361152	352846	98%	288618	80%
Grand Total	13462633	1,28,41,018	95%	1,00,93,728	75%

*Among those who have taken first dose

TABLE 7. Age-Appropriate Group (15-17 Years) Coverage as on 08/02/2022 midnight

15-17 years Coverage as on 09/02/2022 at 12 AM					
District	Target	1st Dose Coverage	Percentage	2nd Dose Coverage	Percentage fully vaccinated
Alappuzha	80832	72645	90%	13482	17%
Ernakulam	172307	101850	59%	4403	3%
Idukki	51339	33222	65%	6761	13%
Kannur	97722	93019	95%	13121	13%
Kasaragod	60496	44935	74%	4589	8%
Kollam	105234	88333	84%	10080	10%
Kottayam	85400	59188	69%	8427	10%
Kozhikode	143028	96315	67%	4244	3%
Malappuram	241212	156757	65%	2630	1%
Palakkad	132742	106587	80%	11005	8%
Pathanamthitta	48854	36833	75%	8796	18%
Thiruvananthapuram	145238	90190	62%	5487	4%
Thrissur	123540	114530	93%	25894	21%
Wayanad	29245	32638	112%	5760	20%
Grand Total	1,517,189	11,27,042	74%	124679	8%

TABLE 8.State Summary (18+) as on 08/02/2022 midnight

State Summary (18+) 09-02-2022							at 12 AM	
District	Target	First Dose	Percentage	Second Dose	Percentage*	Precaution Dose	Percentage	
Alappuzha	1704179	1600944	94%	1466137	86%	61996	49%	
Ernakulam	2954098	3098677	105%	2590791	88%	78242	39%	
Idukki	869082	894864	103%	739005	85%	16584	30%	
Kannur	1913861	1999268	104%	1737470	91%	57107	41%	
Kasaragod	992363	966732	97%	800813	81%	24213	36%	
Kollam	2093511	2063191	99%	1760157	84%	59682	40%	
Kottayam	1562022	1554753	100%	1348419	86%	53318	47%	
Kozhikode	2499523	2499403	100%	2044089	82%	48635	31%	
Malappuram	2988358	3117872	104%	2406893	81%	40193	34%	
Palakkad	2140261	2146103	100%	1806443	84%	54341	44%	
Pathanamthitta	1036488	1088759	105%	916450	88%	58809	47%	
Thiruvananthapuram	2675400	2698540	101%	2305559	86%	96269	44%	
Thrissur	2545664	2436276	96%	2214888	87%	78580	53%	
Wayanad	659698	689096	104%	595781	90%	21970	33%	
Grand Total	2,67,09,000	2,68,54,478	101%	2,27,32,895	85%	7,49,939	41%	

*Revised target population(> 18 years) as per MOHFW is 2.67 crores

*As per letter from Additional Secretary MOHFW- D O No 2317579/2021/Imm dated 15/09/2021

TABLE 9. Achievement for the day 08/02/2022 midnight

Daily achievement 09-02-2022				
District	First Dose	Second Dose	Precaution dose	Total Doses Administered
Alappuzha	121	1735	461	2317
Ernakulam	1158	3997	3263	8418
Idukki	425	4244	577	5246
Kannur	635	4186	4440	9261
Kasaragod	520	2712	277	3509
Kollam	843	5378	2707	8928
Kottayam	642	4841	1315	6798
Kozhikode	1226	3464	762	5452
Malappuram	4673	4823	1561	11057
Palakkad	2242	9280	2391	13913
Pathanamthitta	276	3101	1974	5351
Thiruvananthapuram	572	3052	2664	6288
Thrissur	818	10327	2308	13453
Wayanad	233	1830	641	2704
Grand Total	14384	62970	25341	102695

** Vaccine stock details couldn't be downloaded from e-VIN portal as the portal is down.

TABLE9.COVID Vaccination related sites

support@cowin.gov.in https://www.cowin.gov.in/home https://dashboard.kerala.gov.in/ https://dhs.kerala.gov.in/https://aogyakeralam.gov.in/https://sha.kerala.gov.in/

TABLE10.COVID Vaccination related Helpline numbers

National/State/District	Line1	Line2	Line3
National Helpline	1075	+91 1123978046	0120 4473222
Disha	1056	04712552056	
StateCallCenter	04712309251	04712309252	04712309255
Thiruvananthapuram	9188610100	1077	
Kollam	04742797609	8589015556	
Pathanamthitta	04682222515	04682228220	
Alappuzha	04772239999		
Kottayam	04812565200	04812304800	04812581900
Idukki	18004255640	04862232220	04862233118
Ernakulam	9072303861		
Thrissur	9400066921	9400066922	9400066923
Palakkad	04912505264	04912505189	8943341439
Malappuram	04832733253	04832737858	04832733252
Kozhikode	7594001442		
Wayanad	04936202343	04936202375	9072510900
Kannur	04972700194		
Kasargod	9061076590	9061079244	9061078026