



കേരള സർക്കാർ

COVID-19 OUTBREAK CONTROL AND PREVENTION STATE  
CELL HEALTH & FAMILY WELFARE DEPARTMENT  
Govt of Kerala  
[www.health.kerala.gov.in](http://www.health.kerala.gov.in)

[www.dhs.kerala.gov.in](http://www.dhs.kerala.gov.in)

[controlroomdhskerala@gmail.com](mailto:controlroomdhskerala@gmail.com)

**KeralaHEALTH-COVID-19 DAILY VACCINATION BULLETIN**

**Date: 10/02/2022**

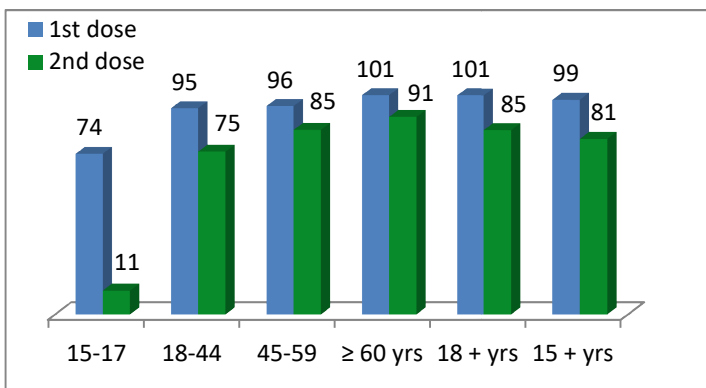
**OUR HEALTH OUR RESPONSIBILITY  
VACCINE ADVISORY**

- *People who are vaccinated with Covid Vaccine are reported to have reduced Covid related ICU admissions, serious disease and death.*
- *Early vaccination is useful to safeguard our life from this deadly disease.*
- *Vaccination sessions are planned as per the availability of vaccine. All are requested to cooperate.*
- *After receiving the first dose, second dose of Covishield vaccine is to be taken between 12–16 weeks and second dose of Covaxin between 4–6 weeks.*
- *Covid vaccination is currently available to all above the age of 18*
- *Vaccination is available free of cost in all Government covid vaccination centers, and at a nominal rate (as per the GoI order F.No.2079203/2021/Immunization) in selected private Hospitals.*
- **ENSURE ALL YOUR ELIGIBLE FAMILY MEMBERS ARE PROTECTED BY RECEIVING ANY OF THE AVAILABLE COVID VACCINE.**
- **“BOTH COVAXIN AND COVISHIELD ARE EQUALLY EFFECTIVE AND SAFE”**
- **“BE FULLY PROTECTED – GET THE SECOND DOSE AT YOUR SCHEDULED TIME”**

### ANALYSIS

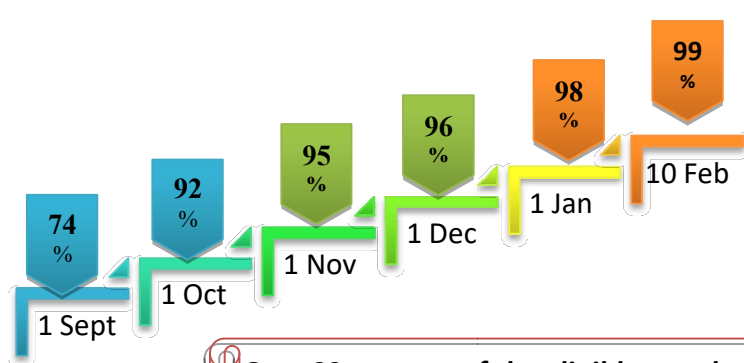
COVID-19 mass vaccinations are showing signs of preventing illness and steep decline in cases and hospital admissions in countries which done vaccination. Kerala started its vaccination for health care workers from January 16, 2021. The COVID-19 Vaccines Operational Guidelines issued by the Ministry of Health and Family Welfare, Govt. of India, 28th December 2020 and all subsequent Guidelines issued by Ministry of Health and Family Welfare, Govt of India are followed at the sites and all vaccination lanes

### Summary of COVID Vaccine Administered as on 10-02-2022 midnight



- 99%** of eligible population vaccinated with a single dose till February 10
- 81%** of eligible population vaccinated with double dose till February 10
- State has vaccinated about **74%** of children aged 15 - 17 years with a single dose

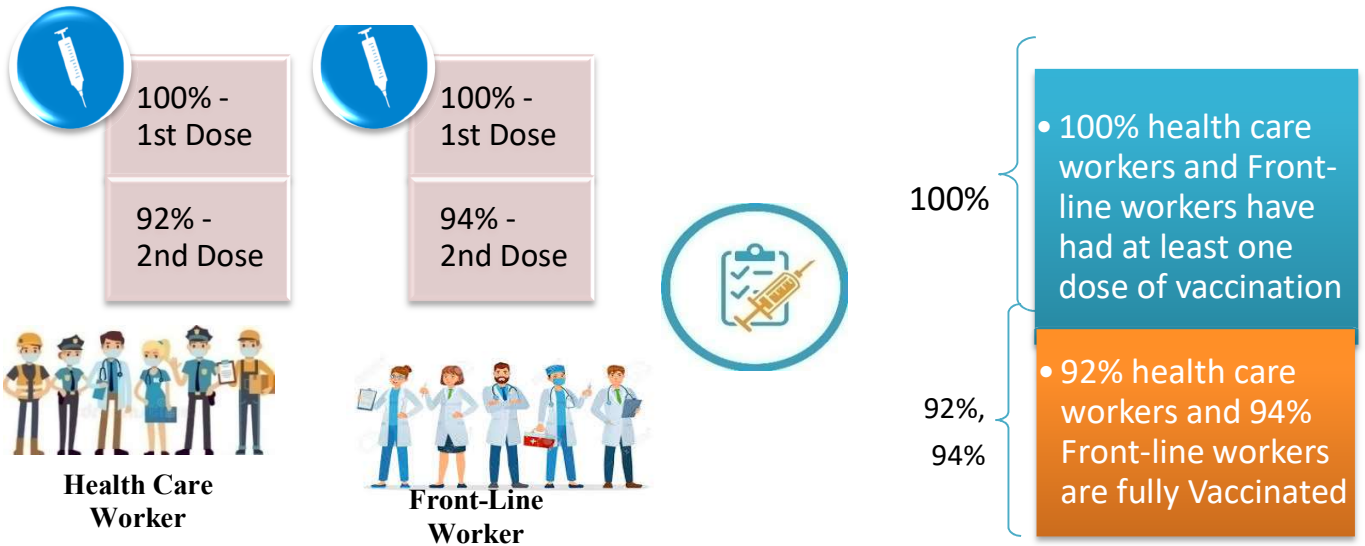
### Time Line of Vaccination Coverage



Kerala began administration of COVID 19 Vaccines on 16<sup>th</sup> January, 2021. As of 10<sup>th</sup> February 2022, Kerala has administered over 51 million doses overall, including first and second doses of vaccines.


**Over 99 per cent of the eligible population (15 + years) in Kerala has been administered the first dose of the Covid-19 vaccine. The state has achieved the target within 391 days since the beginning of the vaccination drive on January 16, 2021**

## Health Care Workers & Front-line Workers Vaccinated



### Are You Vaccinated? You Still Need to Practice: SMS

- Even after vaccination, follow COVID appropriate behavior
- Practice Social Distancing and greet without physical contact
- Always wear clean face mask
- Wash your hands thoroughly and frequently or use hand sanitizer
- Follow the current COVID 19 guidelines to prevent further spread
- Stay Safe. Stay Strong. Get Vaccinated



Even After Getting Vaccinated Keep Taking Precautions to Protect Your Self



# The Race Towards Full Vaccination - Weekly Trend

29<sup>th</sup> Jan, 2022 – 4<sup>th</sup> Feb, 2022

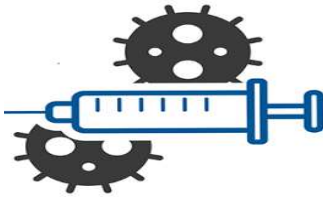
Kerala Administered over

## 2.37 Lakh

COVID Vaccine Doses

in the last 7 days

(29<sup>th</sup> Jan, 2022 to 4<sup>th</sup>Feb)



From 29<sup>th</sup> Jan, 2022 to 4<sup>th</sup> Feb, 2022 on average

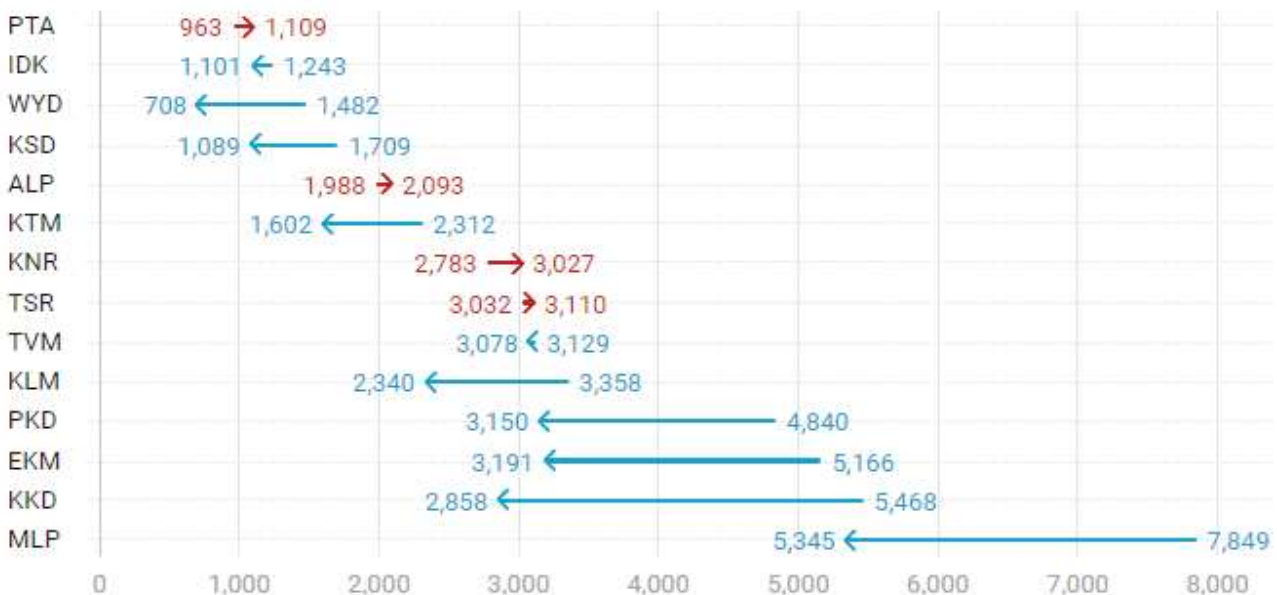
## 0.34 lakh

doses were administered daily.

Average Doses Administered Per day per week (in 1000)



Trend in average per day vaccination for the last two weeks

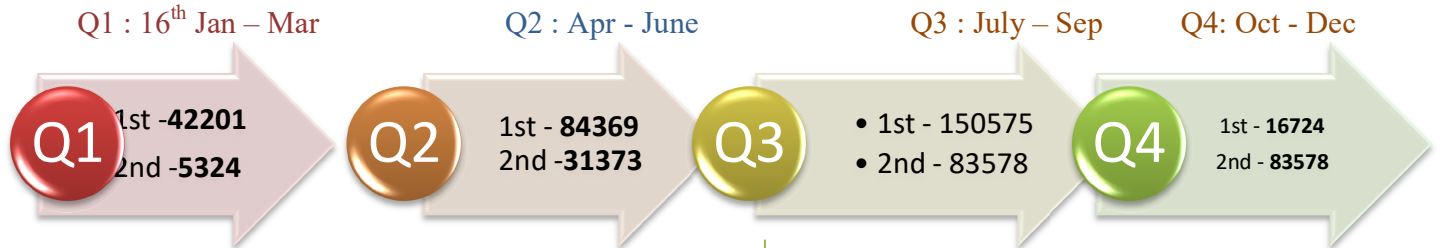


# Race Against Time – Vaccination Quarterly Status

(Q1:16<sup>th</sup> Jan-Mar, Q2: Apr-June, Q3: July-Sep, Q4: Oct-Dec)

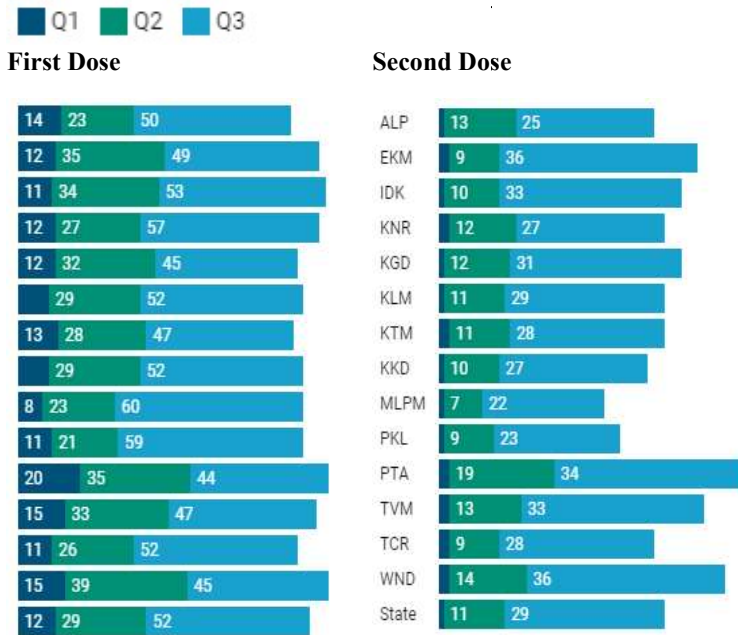
## Daily Average Dozes Administered per Quarter

In the first Quarter, only 42201 first dozes and 5324 second dozes were administered daily on average. During the second, third and fourth quarters, the daily vaccination of the first and second dozes increased significantly.



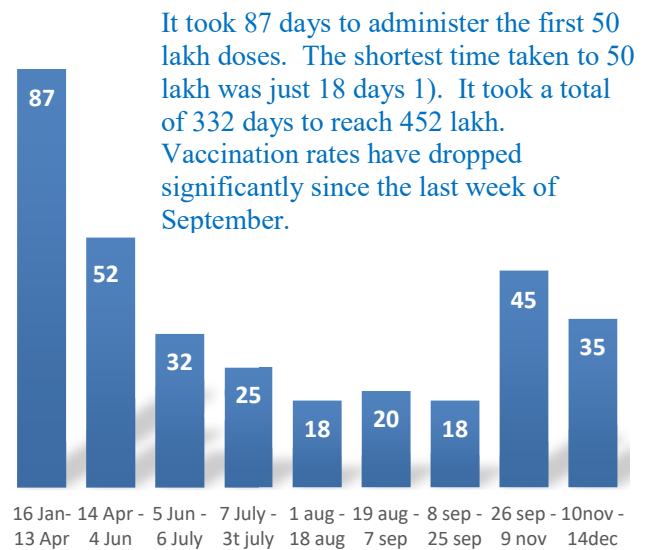
## Vaccination Achievement per Quarter

In the third quarter of the immunization drive, 52% of the eligible population (18 + age) in Kerala were given the first dose and 29% the second dose.



## Dose Progression

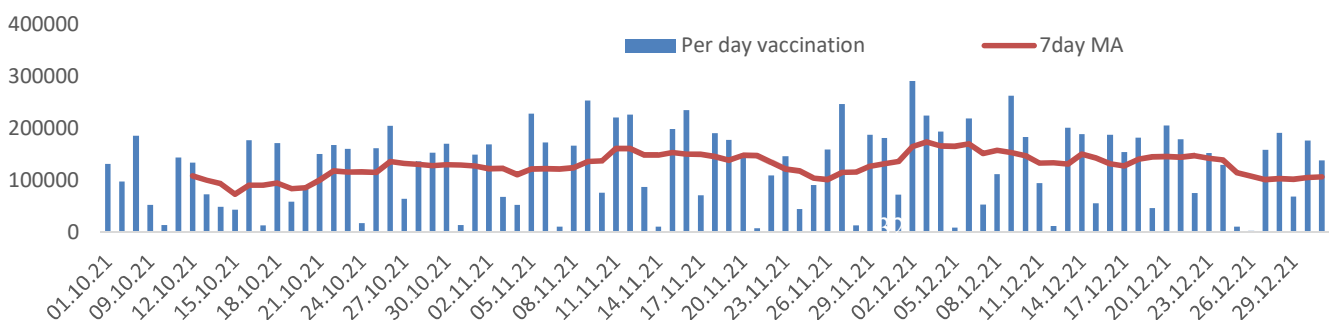
The chart shows the days taken for total COVID-19 Vaccination dozes(both first and second) in Kerala to cross every 50 lakh dose mark



It took 87 days to administer the first 50 lakh doses. The shortest time taken to 50 lakh was just 18 days. It took a total of 332 days to reach 452 lakh. Vaccination rates have dropped significantly since the last week of September.

## Vaccine Administered per Day and 7 days Moving Average in Last Quarter (Oct -Dec)

The seven-day moving average of daily dozes in the last quarter showed a peak on December 2<sup>nd</sup> and continued to fluctuate thereafter



## Important Message to the Public

- a. Infection or infection rate is only a part and disease manifestation of disease is to be monitored*
- b. Fatality among vaccinated people is very less. Disease severity among vaccinated people is less.*
- c. People with comorbidity should be careful. Once detected covid positive they should get admitted and do not stay at home.*
- d. Death among non-vaccinated people, especially people with comorbidity is because of late arrival in hospitals*
- e. Diabetes and Hypertension together is the most common cause of patient death if they arrive late.*
- f. Vaccinated people, only if symptomatic are advised to consult Doctor.*
- g. Non Vaccinated people, if symptomatic, may do RTPCR test*
- h. Antigen testing is only for emergency purpose*
- i. Non vaccinated people with co-morbidities to do testing by RTPCR and consult doctor*
- j. Repeat RTPCR is not needed among the people who are detected COVID positive in the previous 2 months*
- k. All young person detected positive and at home isolation should do glucose test*

TABLE1.Total Vaccination done in the State as on 10/02/2022 midnight

State Summary (15+ years)-Total doses administered till 11/2/2022 at 12 AM								
District	Target	First Dose	Percent age	Second Dose	Percent age*	Precaution Dose	Percent age	Total doses administered
Alappuzha	1785011	1674346	94%	1485007	83%	65098	51%	3,224,451
Ernakulam	3126405	3201760	102%	2597900	83%	82498	41%	5,882,158
Idukki	920421	928414	101%	748834	81%	17243	31%	1,694,491
Kannur	2011583	2093533	104%	1757789	87%	59798	43%	3,911,120
Kasaragod	1052859	1012529	96%	805717	77%	26663	37%	1,844,909
Kollam	2198745	2152240	98%	1771702	81%	62055	41%	3,985,997
Kottayam	1647422	1614817	98%	1360201	83%	54575	48%	3,029,593
Kozhikode	2642551	2596671	98%	2050082	78%	50848	32%	4,697,601
Malappuram	3229570	3279441	102%	2417182	75%	42394	36%	5,739,017
Palakkad	2273003	2254284	99%	1826672	80%	57631	43%	4,138,587
Pathanamthitta	1085342	1125883	104%	924398	85%	61624	49%	2,111,905
Thiruvananthapuram	2820638	2791358	99%	2321813	82%	98176	42%	5,211,347
Thrissur	2669204	2551372	96%	2244138	84%	80076	54%	4,875,586
Wayanad	688943	721972	105%	602680	87%	22638	33%	1,347,290
<b>Grand Total</b>	<b>28,151,697</b>	<b>27,998,620</b>	<b>99%</b>	<b>22,914,115</b>	<b>81%</b>	<b>781,317</b>	<b>42%</b>	<b>51,694,052</b>

TABLE2.Covid-19 Vaccination Center Functional in the State as on 10/02/2022 midnight

DISTRICTS	15+	18+	Total
Alappuzha	85	90	175
Ernakulam	36	100	136
Idukki	22	29	51
Kannur	42	43	85
Kasaragod	3	48	51
Kollam	33	48	81
Kottayam	29	56	85
Kozhikode	17	113	130
Malappuram	53	110	163
Palakkad	36	43	79
Pathanamthitta	62	71	133
Thiruvananthapuram	128	29	157
Thrissur	40	51	91
Wayanad	36	37	73
<b>GrandTotal</b>	<b>622</b>	<b>868</b>	<b>1490</b>

TABLE3. Health Care Workers Coverage as on 10/02/2022 midnight

DISTRICT	1st DOSE	2nd Dose	% fully vaccinated	Precaution dose	Precaution dose (%) *
Alappuzha	29016	27175	94%	11070	52%
Ernakulam	85559	75521	88%	23332	38%
Idukki	13551	12978	96%	4627	45%
Kannur	40386	37430	93%	15444	51%
Kasaragod	11610	10789	93%	4019	47%
Kollam	36030	33687	93%	11955	46%
Kottayam	38706	36215	94%	13717	49%
Kozhikode	52732	47846	91%	13782	37%
Malappuram	44829	41886	93%	13975	49%
Palakkad	34672	31938	92%	12944	51%
Pathanamthitta	29333	25021	85%	9771	48%
Thiruvananthapuram	73418	66201	90%	21644	41%
Thrissur	51909	49101	95%	21971	56%
Wayanad	13977	13272	95%	5525	49%
<b>Grand Total</b>	<b>555728</b>	<b>509060</b>	<b>92%</b>	<b>183776</b>	<b>46%</b>

1st Dose coverage for HCW is 100%

\*Proportion of beneficiaries who are eligible ( completed 9 months after 2nd dose )

TABLE4. Frontline workers Coverage as on 10/02/2022 midnight

DISTRICT	1st dose	2nd Dose	% fully vaccinated	Precaution dose	Precaution dose(%) *
Alappuzha	39124	36687	94%	10614	38%
Ernakulam	54926	50242	91%	13510	36%
Idukki	22992	21301	93%	4319	28%
Kannur	41378	39920	96%	9182	30%
Kasaragod	24614	22419	91%	5259	30%
Kollam	42232	38728	92%	7841	29%
Kottayam	32139	30557	95%	9069	38%
Kozhikode	55267	52477	95%	6585	18%
Malappuram	53911	51184	95%	9565	26%
Palakkad	48093	45451	95%	12376	36%
Pathanamthitta	25249	22490	89%	5564	32%
Thiruvananthapuram	72983	67421	92%	15085	35%
Thrissur	41903	40691	97%	14239	48%
Wayanad	17019	16074	94%	3350	26%
<b>GrandTotal</b>	<b>571830</b>	<b>535642</b>	<b>94%</b>	<b>126558</b>	<b>32%</b>

1st Dose coverage for FLW is 100%

\*Proportion of beneficiaries who are eligible ( completed 9 months after 2nd dose )



TABLE5.Age-Appropriate Group (45-59 Years) Coverage as on 10/02/2022 midnight

Table 5: Age appropriate group (45-59 years) coverage					
45-59 years Coverage as on			11/02/2022	at 12 AM	
District	Target	1st Dose Coverage	Percentage	2nd Dose Coverage	Percentage fully vaccinated
Alappuzha	535436	438366	82%	409625	77%
Ernakulam	809349	782525	97%	692521	86%
Idukki	237564	246761	104%	216967	91%
Kannur	527295	515090	98%	472412	90%
Kasaragod	253027	251839	100%	221850	88%
Kollam	541201	559173	103%	494346	91%
Kottayam	478470	413619	86%	368647	77%
Kozhikode	658949	653622	99%	571275	87%
Malappuram	733338	721418	98%	612071	83%
Palakkad	614226	546308	89%	488832	80%
Pathanamthitta	264372	281465	106%	249636	94%
Thiruvananthapuram	735836	680510	92%	605049	82%
Thrissur	689418	663034	96%	612747	89%
Wayanad	170537	177045	104%	163391	96%
<b>Grand Total</b>	<b>7249018</b>	<b>6,930,775</b>	<b>96%</b>	<b>6,179,369</b>	<b>85%</b>

TABLE6.Age-Appropriate Group (≥60 Years) Coverage as on 10/02/2022 midnight

Table 6: Age appropriate group (≥ 60 years) coverage							
≥ 60 years Coverage as on			11/02/2022	at 12 AM			
District	Target	1st Dose Coverage	Percentage	2nd Dose Coverage	Percentage fully vaccinated	Precaution dose	%
Alappuzha	424565	428410	101%	396223	93%	43414	55%
Ernakulam	673885	675430	100%	615301	91%	45656	44%
Idukki	193981	194365	100%	171429	88%	8297	27%
Kannur	438602	444003	101%	408776	93%	35172	44%
Kasaragod	182460	181531	99%	159224	87%	17385	38%
Kollam	497558	498937	100%	449843	90%	42259	43%
Kottayam	418008	419106	100%	379821	91%	31789	52%
Kozhikode	526896	528387	100%	474349	90%	30481	36%
Malappuram	477642	487375	102%	428088	90%	18854	35%
Palakkad	437708	439178	100%	396660	91%	32311	45%
Pathanamthitta	311297	311821	100%	278574	89%	46289	52%
Thiruvananthapuram	630465	632075	100%	564896	90%	61447	45%
Thrissur	581781	587311	101%	551379	95%	43866	55%
Wayanad	128009	128216	100%	113725	89%	13763	31%
<b>Grand Total</b>	<b>5922857</b>	<b>5,956,145</b>	<b>101%</b>	<b>5,388,288</b>	<b>91%</b>	<b>470,983</b>	<b>44%</b>

TABLE 6. Age-Appropriate Group (18-44Years) Coverage as on 10/02/2022 midnight

18-44 years Coverage as on 11/02/2022 at 12 AM					
District	Target	First Dose		2nd Dose Coverage	Percentage fully vaccinated*
		1st Dose Coverage	Percentage		
Alappuzha	744178	666346	90%	596020	80%
Ernakulam	1470864	1500874	102%	1158172	79%
Idukki	437537	417363	95%	317247	73%
Kannur	947964	958873	101%	780381	82%
Kasaragod	556876	497567	89%	386218	69%
Kollam	1054752	927146	88%	742193	70%
Kottayam	665544	651440	98%	533139	80%
Kozhikode	1313678	1210035	92%	899359	68%
Malappuram	1777378	1812019	102%	1278790	72%
Palakkad	1088327	1078513	99%	845508	78%
Pathanamthitta	460819	441059	96%	338641	73%
Thiruvananthapuram	1309099	1240214	95%	1003993	77%
Thrissur	1274465	1092359	86%	960657	75%
Wayanad	361152	352933	98%	289348	80%
<b>Grand Total</b>	<b>13462633</b>	<b>12,846,741</b>	<b>95%</b>	<b>10,129,666</b>	<b>75%</b>

\*Among those who have taken first dose

TABLE 7. Age-Appropriate Group (15-17 Years) Coverage as on 10/02/2022 midnight

15-17 years Coverage as on 11/02/2022 at 12 AM					
District	Target	1st Dose Coverage	Percentage	2nd Dose Coverage	Percentage fully vaccinated
Alappuzha	80832	73084	90%	19277	24%
Ernakulam	172307	102446	59%	6143	4%
Idukki	51339	33382	65%	8912	17%
Kannur	97722	93803	96%	18870	19%
Kasaragod	60496	45368	75%	5217	9%
Kollam	105234	88722	84%	12905	12%
Kottayam	85400	59807	70%	11822	14%
Kozhikode	143028	96628	68%	4776	3%
Malappuram	241212	159889	66%	5163	2%
Palakkad	132742	107520	81%	18283	14%
Pathanamthitta	48854	36956	76%	10036	21%
Thiruvananthapuram	145238	92158	63%	14253	10%
Thrissur	123540	114856	93%	29563	24%
Wayanad	29245	32782	112%	6870	23%
<b>Grand Total</b>	<b>1,517,189</b>	<b>1,137,401</b>	<b>74%</b>	<b>172090</b>	<b>11%</b>

TABLE 8.State Summary (18+) as on 10/02/2022 midnight

State Summary (18+) 11-02-2022							at 12 AM	
District	Target	First Dose	Percentage	Second Dose	Percentage*	Precaution Dose	Percentage	
Alappuzha	1704179	1601262	94%	1465730	86%	65098	51%	
Ernakulam	2954098	3099314	105%	2591757	88%	82498	41%	
Idukki	869082	895032	103%	739922	85%	17243	31%	
Kannur	1913861	1999730	104%	1738919	91%	59798	43%	
Kasaragod	992363	967161	97%	800500	81%	26663	37%	
Kollam	2093511	2063518	99%	1758797	84%	62055	41%	
Kottayam	1562022	1555010	100%	1348379	86%	54575	48%	
Kozhikode	2499523	2500043	100%	2045306	82%	50848	32%	
Malappuram	2988358	3119552	104%	2412019	81%	42394	36%	
Palakkad	2140261	2146764	100%	1808389	84%	57631	43%	
Pathanamthitta	1036488	1088927	105%	914362	88%	61624	49%	
Thiruvananthapuram	2675400	2699200	101%	2307560	86%	98176	42%	
Thrissur	2545664	2436516	96%	2214575	87%	80076	54%	
Wayanad	659698	689190	104%	595810	90%	22638	33%	
<b>Grand Total</b>	<b>2,66,34,508</b>	<b>26,861,219</b>	<b>101%</b>	<b>22,742,025</b>	<b>85%</b>	<b>781,317</b>	<b>42%</b>	

\*Revised target population(> 18 years) as per MOHFW is 2.67 crores

\*As per letter from Additional Secretary MOHFW- D O No 2317579/2021/Imm dated 15/09/2021

TABLE 9. Achievement for the day 10/02/2022 midnight

District	Daily achievement			Total Doses Administered
	11-02-2022	First Dose	Second Dose	
Alappuzha	678	8931	2863	12472
Ernakulam	1008	4867	2919	8794
Idukki	290	2959	585	3834
Kannur	1182	8919	2447	12548
Kasaragod	627	1703	1888	4218
Kollam	553	4667	1881	7101
Kottayam	853	5931	1178	7962
Kozhikode	679	2613	1607	4899
Malappuram	2884	5943	1432	10259
Palakkad	1315	10333	2856	14504
Pathanamthitta	242	2166	2614	5022
Thiruvananthapuram	2485	13143	1105	16733
Thrissur	535	5996	1339	7870
Wayanad	188	1317	499	2004
<b>Grand Total</b>	<b>13519</b>	<b>79488</b>	<b>25213</b>	<b>118220</b>

\*\* Vaccine stock details couldn't be downloaded from e-VIN portal as the portal is down.

TABLE9.COVID Vaccination related sites

<a href="mailto:support@cowin.gov.in">support@cowin.gov.in</a> <a href="https://www.cowin.gov.in/home">https://www.cowin.gov.in/home</a> <a href="https://dashboard.kerala.gov.in/">https://dashboard.kerala.gov.in/</a> <a href="https://dhs.kerala.gov.in/https://aogyakeralam.gov.in/https://sha.kerala.gov.in/">https://dhs.kerala.gov.in/https://aogyakeralam.gov.in/https://sha.kerala.gov.in/</a>
---

TABLE10.COVID Vaccination related Helpline numbers

National/State/District	Line1	Line2	Line3
National Helpline	1075	+91 1123978046	0120 4473222
Disha	1056	04712552056	
StateCallCenter	04712309251	04712309252	04712309255
Thiruvananthapuram	9188610100	1077	
Kollam	04742797609	8589015556	
Pathanamthitta	04682222515	04682228220	
Alappuzha	04772239999		
Kottayam	04812565200	04812304800	04812581900
Idukki	18004255640	04862232220	04862233118
Ernakulam	9072303861		
Thrissur	9400066921	9400066922	9400066923
Palakkad	04912505264	04912505189	8943341439
Malappuram	04832733253	04832737858	04832733252
Kozhikode	7594001442		
Wayanad	04936202343	04936202375	9072510900
Kannur	04972700194		
Kasargod	9061076590	9061079244	9061078026