



കേരള സർക്കാർ

COVID-19 OUTBREAK CONTROL AND PREVENTION STATE
CELL HEALTH&FAMILY WELFARE DEPARTMENT
Govt of Kerala
www.health.kerala.gov.in

www.dhs.kerala.gov.in

controlroomdhskerala@gmail.com

KeralaHEALTH-COVID-19 DAILY VACCINATION BULLETIN

Date: 11/02/2022

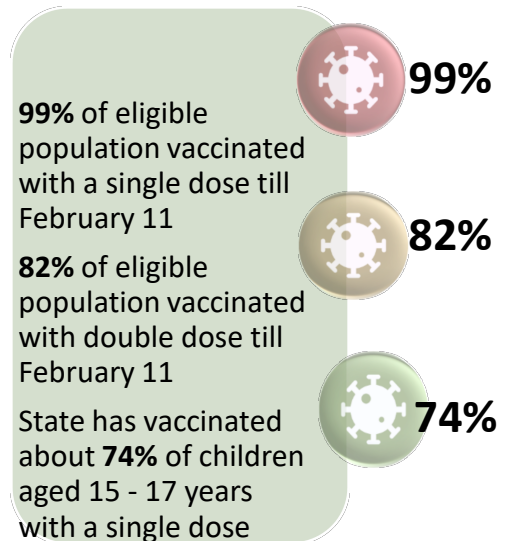
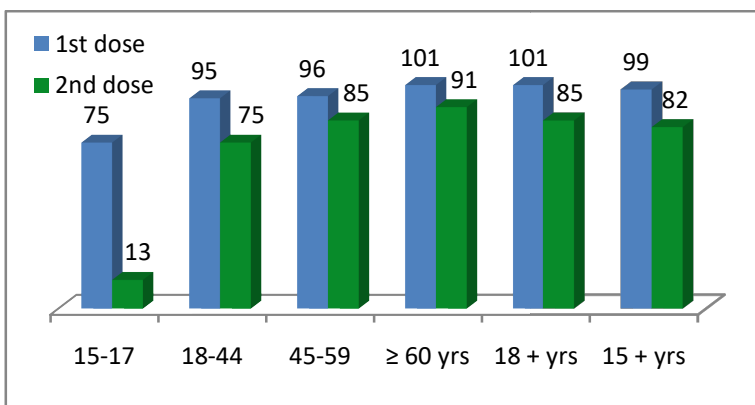
**OUR HEALTH OUR RESPONSIBILITY
VACCINE ADVISORY**

- *People who are vaccinated with Covid Vaccine are reported to have reduced Covid related ICU admissions, serious disease and death.*
- *Early vaccination is useful to safeguard our life from this deadly disease.*
- *Vaccination sessions are planned as per the availability of vaccine. All are requested to cooperate.*
- *After receiving the first dose, second dose of Covishield vaccine is be taken between 12–16weeks and second dose of Covaxin between 4-6weeks.*
- *Covid vaccination is currently available to all above the age of 18.*
- *Vaccination is available free of cost in all Government covid vaccination centers, and at a nominal rate (as per the GoI order F.No.2079203/2021/Immunization) in selected private Hospitals.*
- **ENSURE ALL YOUR ELIGIBLE FAMILY MEMBERS ARE PROTECTED BY RECEIVING ANY OF THE AVAILABLE COVID VACCINE.**
- **“BOTH COVAXIN AND COVISHIELD ARE EQUALLY EFFECTIVE AND SAFE”**
- **“BE FULLY PROTECTED – GET THE SECOND DOSE AT YOUR SCHEDULED TIME”**

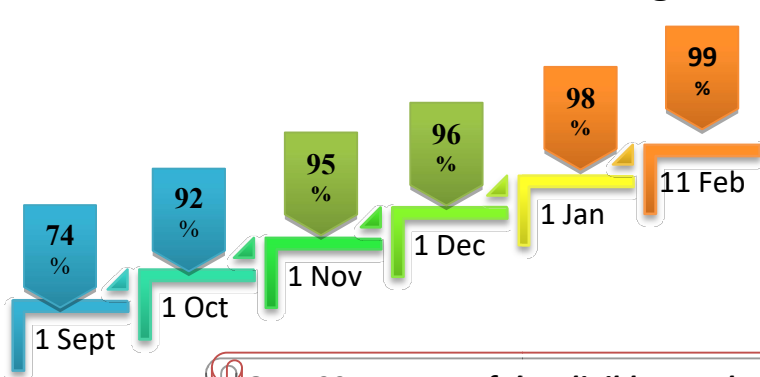
ANALYSIS

COVID-19 mass vaccinations are showing signs of preventing illness and steep decline in cases and hospital admissions in countries which done vaccination. Kerala started its vaccination for health care workers from January 16, 2021. The COVID-19 Vaccines Operational Guidelines issued by the Ministry of Health and Family Welfare, Govt. of India, 28th December 2020 and all subsequent Guidelines issued by Ministry of Health and Family Welfare, Govt of India are followed at the sites and all vaccination lanes

Summary of COVID Vaccine Administered as on 11-02-2022 midnight



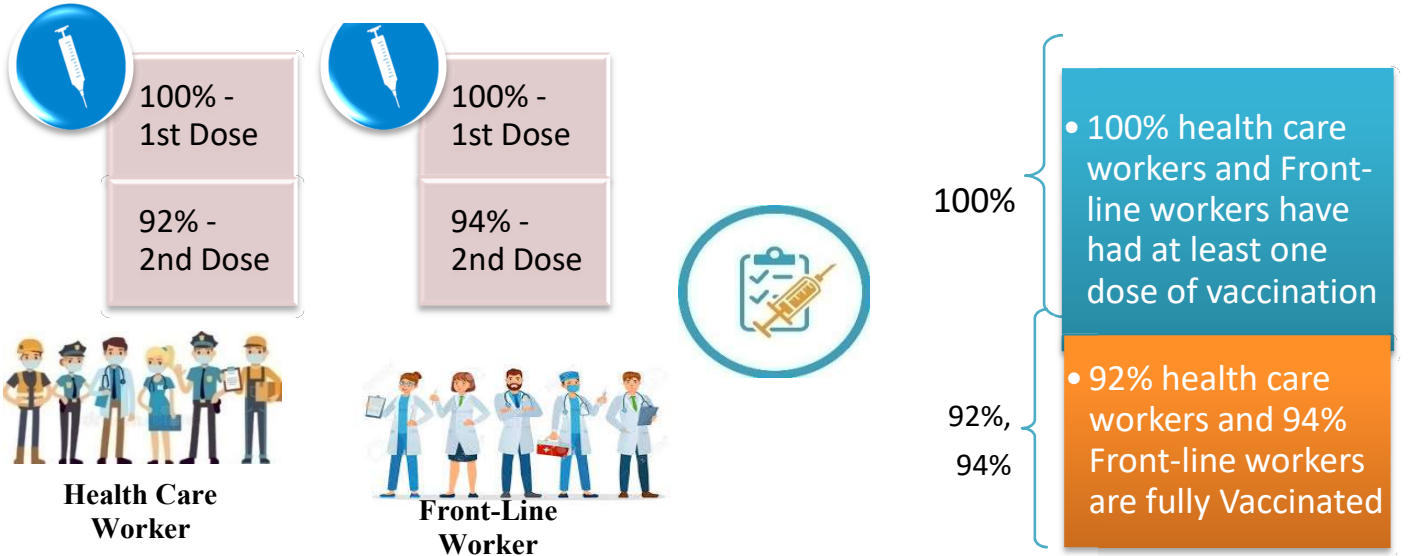
Time Line of Vaccination Coverage



Kerala began administration of COVID 19 Vaccines on 16th January, 2021. As of 11th February 2022, Kerala has administered over 51 million doses overall, including first and second doses of vaccines.


Over 99 per cent of the eligible population (15 + years) in Kerala has been administered the first dose of the Covid-19 vaccine. The state has achieved the target within 392 days since the beginning of the vaccination drive on January 16, 2021

Health Care Workers & Front-line Workers Vaccinated



Are You Vaccinated? You Still Need to Practice: SMS

- Even after vaccination, follow COVID appropriate behavior
- Practice Social Distancing and greet without physical contact
- Always wear clean face mask
- Wash your hands thoroughly and frequently or use hand sanitizer
- Follow the current COVID 19 guidelines to prevent further spread
- Stay Safe. Stay Strong. Get Vaccinated



Even After Getting Vaccinated Keep Taking Precautions to Protect Your Self



The Race Towards Full Vaccination - Weekly Trend

29th Jan, 2022 – 4th Feb, 2022

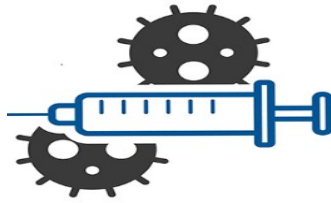
Kerala Administered over

2.37 Lakh

COVID Vaccine Doses

in the last 7 days

(29th Jan, 2022 to 4th Feb)



From 29th Jan, 2022 to 4th Feb, 2022 on average

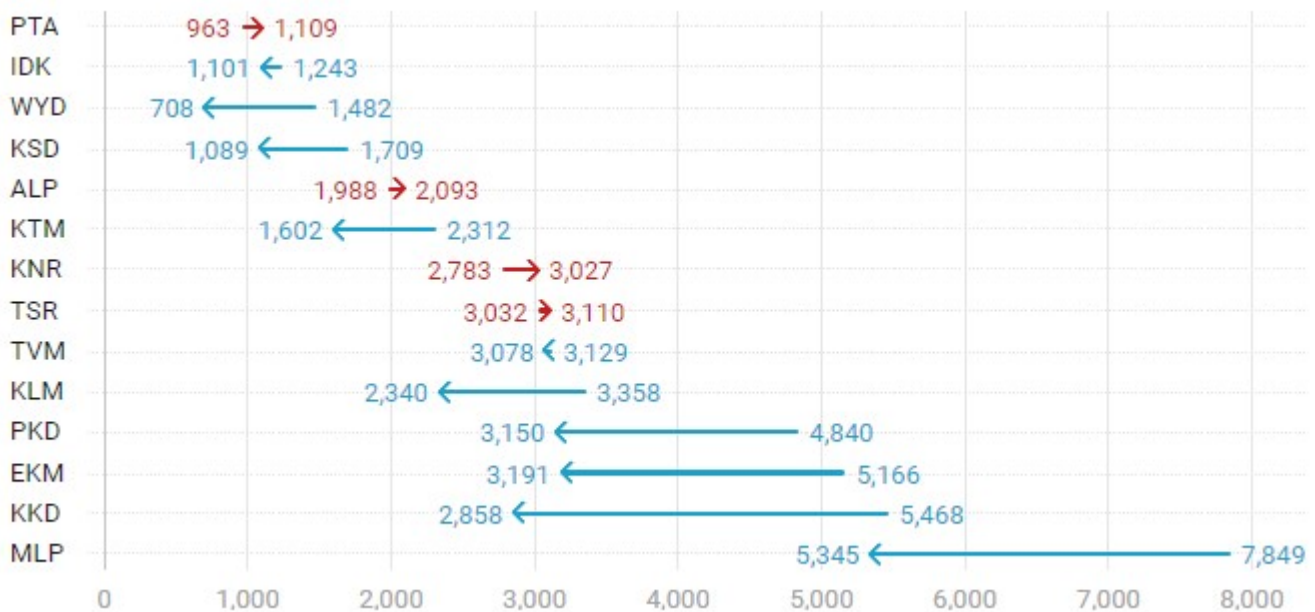
0.34 lakh

doses were administered daily.

Average Doses Administered Per day per week (in 1000)



Trend in average per day vaccination for the last two weeks

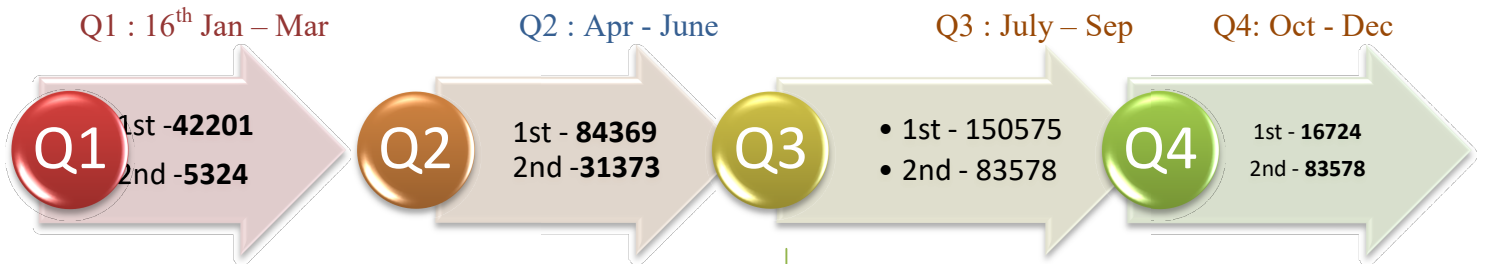


Race Against Time – Vaccination Quarterly Status

(Q1: 16th Jan-Mar, Q2: Apr-June, Q3: July-Sep, Q4: Oct-Dec)

Daily Average Dozes Administered per Quarter

In the first Quarter, only 42201 first dozes and 5324 second dozes were administered daily on average. During the second, third and fourth quarters, the daily vaccination of the first and second dozes increased significantly.

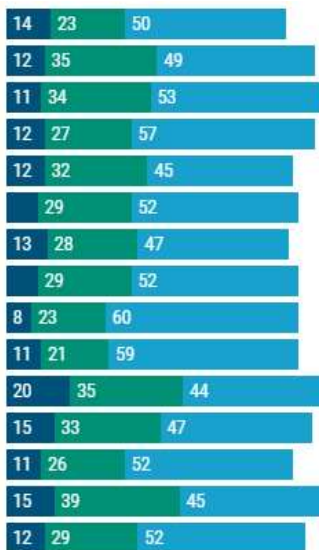


Vaccination Achievement per Quarter

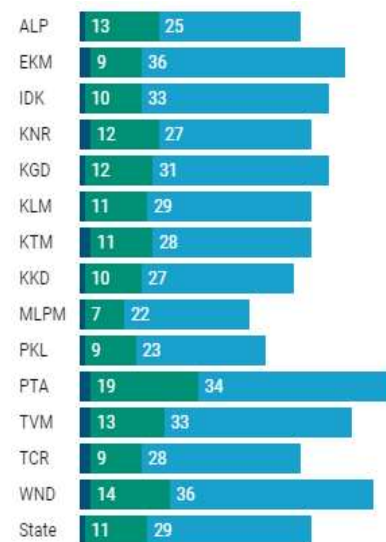
In the third quarter of the immunization drive, 52% of the eligible population (18 + age) in Kerala were given the first dose and 29% the second dose.

■ Q1 ■ Q2 ■ Q3

First Dose

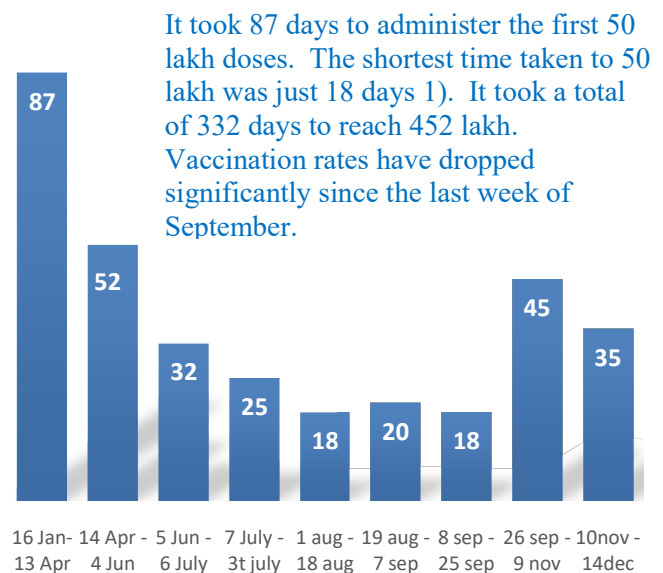


Second Dose



Dose Progression

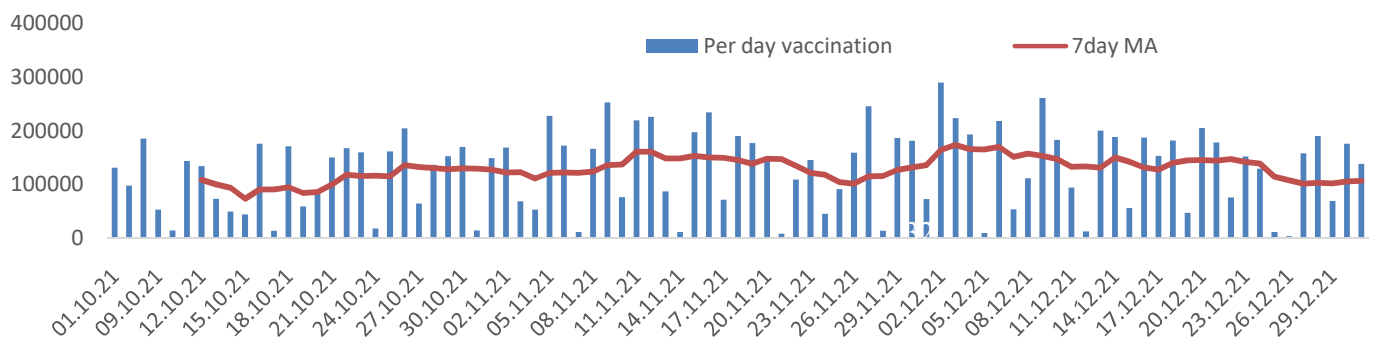
The chart shows the days taken for total COVID-19 Vaccination doses (both first and second) in Kerala to cross every 50 lakh dose mark.



It took 87 days to administer the first 50 lakh doses. The shortest time taken to 50 lakh was just 18 days. It took a total of 332 days to reach 452 lakh. Vaccination rates have dropped significantly since the last week of September.

Vaccine Administered per Day and 7 days Moving Average in Last Quarter (Oct -Dec)

The seven-day moving average of daily doses in the last quarter showed a peak on December 2nd and continued to fluctuate thereafter.



Important Message to the Public

- a. *Infection or infection rate is only a part and disease manifestation of disease is to be monitored*
- b. *Fatality among vaccinated people is very less. Disease severity among vaccinated people is less.*
- c. *People with comorbidity should be careful. Once detected covid positive they should get admitted and do not stay at home.*
- d. *Death among non-vaccinated people, especially people with comorbidity is because of late arrival in hospitals*
- e. *Diabetes and Hypertension together is the most common cause of patient death if they arrive late.*
- f. *Vaccinated people, only if symptomatic are advised to consult Doctor.*
- g. *Non Vaccinated people, if symptomatic, may do RTPCR test*
- h. *Antigen testing is only for emergency purpose*
- i. *Non vaccinated people with co-morbidities to do testing by RTPCR and consult doctor*
- j. *Repeat RTPCR is not needed among the people who are detected COVID positive in the previous 2 months*
- k. *All young person detected positive and at home isolation should do glucose test*

TABLE1.Total Vaccination done in the State as on 11/02/2022 midnight

State Summary (15+ years)-Total doses administered till 12/2/2022 at 12 AM								
District	Target	First Dose	Percentage	Second Dose	Percentage*	Precaution Dose	Percentage	Total doses administered
Alappuzha	1785011	1674463	94%	1486674	83%	65692	50%	3,226,829
Ernakulam	3126405	3202670	102%	2603092	83%	84656	42%	5,890,418
Idukki	920421	928658	101%	751206	82%	17672	30%	1,697,536
Kannur	2011583	2094295	104%	1764390	88%	61271	44%	3,919,956
Kasaragod	1052859	1013018	96%	808944	77%	27006	35%	1,848,968
Kollam	2198745	2153003	98%	1777755	81%	63955	42%	3,994,713
Kottayam	1647422	1615493	98%	1365974	83%	55199	49%	3,036,666
Kozhikode	2642551	2597539	98%	2053893	78%	52720	33%	4,704,152
Malappuram	3229570	3282545	102%	2424198	75%	44022	36%	5,750,765
Palakkad	2273003	2255165	99%	1832446	81%	59449	44%	4,147,060
Pathanamthitta	1085342	1126144	104%	927450	85%	62932	49%	2,116,526
Thiruvananthapuram	2820638	2791952	99%	2325427	82%	102319	44%	5,219,698
Thrissur	2669204	2552243	96%	2254018	84%	81645	55%	4,887,906
Wayanad	688943	722321	105%	605381	88%	23558	33%	1,351,260
Grand Total	28,151,697	28,009,509	99%	22,980,848	82%	802,096	43%	51,792,453

TABLE2.Covid-19 Vaccination Center Functional in the State as on 11/02/2022 midnight

<i>DISTRICTS</i>	15+	18+	Total
Alappuzha	0	8	8
Ernakulam	45	90	135
Idukki	21	20	41
Kannur	38	47	85
Kasaragod	40	10	50
Kollam	41	48	89
Kottayam	29	50	79
Kozhikode	18	108	126
Malappuram	39	112	151
Palakkad	17	41	58
Pathanamthitta	61	70	131
Thiruvananthapuram	8	141	149
Thrissur	89	103	192
Wayanad	36	36	72
GrandTotal	482	884	1366

TABLE3. Health Care Workers Coverage as on 11/02/2022 midnight

DISTRICT	1st DOSE	2nd Dose	% fully vaccinated	Precaution dose	Precaution dose (%) *
Alappuzha	29016	27176	94%	11096	52%
Ernakulam	85559	75529	88%	23579	38%
Idukki	13551	12978	96%	4647	45%
Kannur	40386	37433	93%	15517	51%
Kasaragod	11610	10789	93%	4030	47%
Kollam	36030	33690	94%	12038	46%
Kottayam	38706	36215	94%	13789	50%
Kozhikode	52732	47850	91%	13988	38%
Malappuram	44830	41892	93%	14132	49%
Palakkad	34672	31940	92%	13005	51%
Pathanamthitta	29333	25023	85%	9824	48%
Thiruvananthapuram	73418	66212	90%	21850	42%
Thrissur	51909	49107	95%	22131	56%
Wayanad	13977	13274	95%	5549	49%
Grand Total	555729	509108	92%	185175	46%

1st Dose coverage for HCW is 100%

*Proportion of beneficiaries who are eligible (completed 9 months after 2nd dose)

TABLE4. Frontline workers Coverage as on 11/02/2022 midnight

DISTRICT	1st dose	2nd Dose	% fully vaccinated	Precaution dose	Precaution dose(%) *
Alappuzha	39124	36687	94%	10646	37%
Ernakulam	54926	50246	91%	13936	37%
Idukki	22992	21302	93%	4356	28%
Kannur	41378	39920	96%	9286	30%
Kasaragod	24614	22424	91%	5301	30%
Kollam	42232	38732	92%	7956	30%
Kottayam	32139	30558	95%	9134	38%
Kozhikode	55267	52479	95%	6723	18%
Malappuram	53911	51188	95%	9796	27%
Palakkad	48093	45451	95%	12501	36%
Pathanamthitta	25249	22490	89%	5629	33%
Thiruvananthapuram	72988	67435	92%	15382	36%
Thrissur	41903	40692	97%	14387	48%
Wayanad	17019	16075	94%	3422	27%
Grand Total	571835	535679	94%	128455	33%

1st Dose coverage for FLW is 100%

*Proportion of beneficiaries who are eligible (completed 9 months after 2nd dose)

TABLE5.Age-Appropriate Group (45-59 Years) Coverage as on 11/02/2022 midnight

Table 5: Age appropriate group (45-59 years) coverage					
45-59 years Coverage as on 12/02/2022 at 12 AM					
District	Target	1st Dose Coverage	Percentage	2nd Dose Coverage	Percentage fully vaccinated
Alappuzha	535436	438372	82%	409683	77%
Ernakulam	809349	782569	97%	692856	86%
Idukki	237564	246770	104%	217036	91%
Kannur	527295	515118	98%	472619	90%
Kasaragod	253027	251842	100%	221866	88%
Kollam	541201	559203	103%	494599	91%
Kottayam	478470	413632	86%	368786	77%
Kozhikode	658949	653667	99%	571740	87%
Malappuram	733338	721514	98%	612901	84%
Palakkad	614226	546333	89%	489147	80%
Pathanamthitta	264372	281481	106%	249692	94%
Thiruvananthapuram	735836	680575	92%	605558	82%
Thrissur	689418	663064	96%	613217	89%
Wayanad	170537	177053	104%	163448	96%
Grand Total	7249018	6,931,193	96%	6,183,148	85%

TABLE6.Age-Appropriate Group (≥60 Years) Coverage as on 11/02/2022 midnight

Table 6: Age appropriate group (≥ 60 years) coverage							
≥ 60 years Coverage as on 12/02/2022 at 12 AM							
District	Target	1st Dose Coverage	Percentage	2nd Dose Coverage	Percentage fully vaccinated	Precaution dose	%
Alappuzha	424565	428414	101%	396275	93%	43950	53%
Ernakulam	673885	675449	100%	615484	91%	47141	46%
Idukki	193981	194372	100%	171458	88%	8669	27%
Kannur	438602	444020	101%	408907	93%	36468	46%
Kasaragod	182460	181536	99%	159242	87%	17675	35%
Kollam	497558	498965	100%	449995	90%	43961	44%
Kottayam	418008	419117	100%	379900	91%	32276	52%
Kozhikode	526896	528412	100%	474580	90%	32009	37%
Malappuram	477642	487428	102%	428430	90%	20094	36%
Palakkad	437708	439198	100%	396798	91%	33943	46%
Pathanamthitta	311297	311832	100%	278628	90%	47479	53%
Thiruvananthapuram	630465	632117	100%	565226	90%	65087	48%
Thrissur	581781	587344	101%	551590	95%	45127	56%
Wayanad	128009	128227	100%	113764	89%	14587	31%
Grand Total	5922857	5,956,431	101%	5,390,277	91%	488,466	45%

TABLE 6. Age-Appropriate Group (18-44 Years) Coverage as on 11/02/2022 midnight

18-44 years Coverage as on 12/02/2022 at 12 AM					
District	Target	First Dose		2nd Dose Coverage	Percentage fully vaccinated*
		1st Dose Coverage	Percentage		
Alappuzha	744178	666397	90%	596630	80%
Ernakulam	1470864	1501237	102%	1160441	79%
Idukki	437537	417467	95%	318066	73%
Kannur	947964	959120	101%	782412	83%
Kasaragod	556876	497662	89%	387128	70%
Kollam	1054752	927389	88%	744555	71%
Kottayam	665544	651610	98%	535260	80%
Kozhikode	1313678	1210517	92%	901783	69%
Malappuram	1777378	1813043	102%	1283322	72%
Palakkad	1088327	1078877	99%	847744	78%
Pathanamthitta	460819	441137	96%	339476	74%
Thiruvananthapuram	1309099	1240637	95%	1006328	77%
Thrissur	1274465	1092619	86%	963567	76%
Wayanad	361152	353047	98%	290297	80%
Grand Total	13462633	12,850,759	95%	10,157,009	75%

*Among those who have taken first dose

TABLE 7. Age-Appropriate Group (15-17 Years) Coverage as on 11/02/2022 midnight

15-17 years Coverage as on 12/02/2022 at 12 AM					
District	Target	1st Dose Coverage	Percentage	2nd Dose Coverage	Percentage fully vaccinated
Alappuzha	80832	73140	90%	20223	25%
Ernakulam	172307	102930	60%	8536	5%
Idukki	51339	33506	65%	10366	20%
Kannur	97722	94273	96%	23099	24%
Kasaragod	60496	45754	76%	7495	12%
Kollam	105234	89184	85%	16184	15%
Kottayam	85400	60289	71%	15255	18%
Kozhikode	143028	96944	68%	5461	4%
Malappuram	241212	161819	67%	6465	3%
Palakkad	132742	107992	81%	21366	16%
Pathanamthitta	48854	37112	76%	12141	25%
Thiruvananthapuram	145238	92217	63%	14668	10%
Thrissur	123540	115404	93%	35845	29%
Wayanad	29245	32998	113%	8523	29%
Grand Total	1,517,189	1,143,562	75%	205627	13%

TABLE 8.State Summary (18+) as on 11/02/2022 midnight

State Summary (18+) 12-02-2022 at 12 AM							
District	Target	First Dose	Percentage	Second Dose	Percentage*	Precaution Dose	Percentage
Alappuzha	1704179	1601323	94%	1466451	86%	65692	50%
Ernakulam	2954098	3099740	105%	2594556	88%	84656	42%
Idukki	869082	895152	103%	740840	85%	17672	30%
Kannur	1913861	2000022	105%	1741291	91%	61271	44%
Kasaragod	992363	967264	97%	801449	81%	27006	35%
Kollam	2093511	2063819	99%	1761571	84%	63955	42%
Kottayam	1562022	1555204	100%	1350719	86%	55199	49%
Kozhikode	2499523	2500595	100%	2048432	82%	52720	33%
Malappuram	2988358	3120726	104%	2417733	81%	44022	36%
Palakkad	2140261	2147173	100%	1811080	85%	59449	44%
Pathanamthitta	1036488	1089032	105%	915309	88%	62932	49%
Thiruvananthapuram	2675400	2699735	101%	2310759	86%	102319	44%
Thrissur	2545664	2436839	96%	2218173	87%	81645	55%
Wayanad	659698	689323	104%	596858	90%	23558	33%
Grand Total	2,66,34,508	26,865,947	101%	22,775,221	85%	802,096	43%

*Revised target population(> 18 years) as per MOHFW is 2.67 crores
*As per letter from Additional Secretary MOHFW- D O No 2317579/2021/Imm dated 15/09/2021

TABLE 9. Achievement for the day 11/02/2022 midnight

Daily achievement 12-02-2022				
District	First Dose	Second Dose	Precaution dose	Total Doses Administered
Alappuzha	117	1666	593	2376
Ernakulam	910	5183	1844	7937
Idukki	244	2368	429	3041
Kannur	760	6596	1462	8818
Kasaragod	489	3226	343	4058
Kollam	757	6017	1872	8646
Kottayam	669	5744	598	7011
Kozhikode	860	3743	1853	6456
Malappuram	3017	6979	1620	11616
Palakkad	878	5771	1814	8463
Pathanamthitta	258	3048	1268	4574
Thiruvananthapuram	594	3611	4078	8283
Thrissur	865	9805	1568	12238
Wayanad	349	2700	920	3969
Grand Total	10767	66457	20262	97486

** Vaccine stock details couldn't be downloaded from e-VIN portal as the portal is down.

TABLE9.COVID Vaccination related sites

support@cowin.gov.in https://www.cowin.gov.in/home https://dashboard.kerala.gov.in/ https://dhs.kerala.gov.in/https://aogyakeralam.gov.in/https://sha.kerala.gov.in/

TABLE10.COVID Vaccination related Helpline numbers

National/State/District	Line1	Line2	Line3
National Helpline	1075	+91 1123978046	0120 4473222
Disha	1056	04712552056	
StateCallCenter	04712309251	04712309252	04712309255
Thiruvananthapuram	9188610100	1077	
Kollam	04742797609	8589015556	
Pathanamthitta	04682222515	04682228220	
Alappuzha	04772239999		
Kottayam	04812565200	04812304800	04812581900
Idukki	18004255640	04862232220	04862233118
Ernakulam	9072303861		
Thrissur	9400066921	9400066922	9400066923
Palakkad	04912505264	04912505189	8943341439
Malappuram	04832733253	04832737858	04832733252
Kozhikode	7594001442		
Wayanad	04936202343	04936202375	9072510900
Kannur	04972700194		
Kasargod	9061076590	9061079244	9061078026