



കേരള സർക്കാർ

COVID-19 OUTBREAK CONTROL AND PREVENTION STATE
CELL HEALTH&FAMILY WELFARE DEPARTMENT
Govt of Kerala
www.health.kerala.gov.in

www.dhs.kerala.gov.in

controlroomdhskerala@gmail.com

KeralaHEALTH-COVID-19 DAILY VACCINATION BULLETIN

Date: 12/02/2022

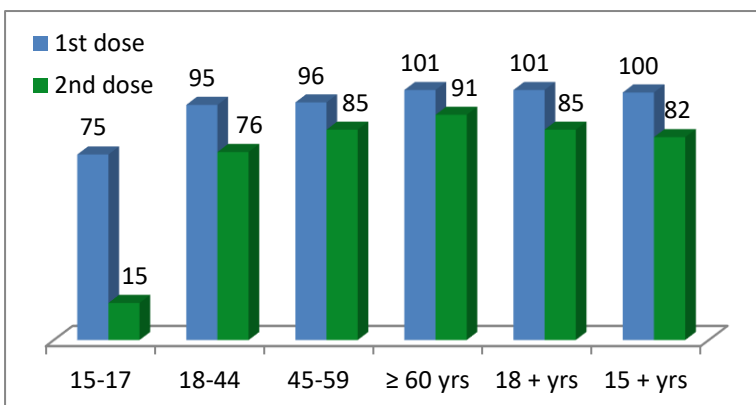
**OUR HEALTH OUR RESPONSIBILITY
VACCINE ADVISORY**

- *People who are vaccinated with Covid Vaccine are reported to have reduced Covid related ICU admissions, serious disease and death.*
- *Early vaccination is useful to safeguard our life from this deadly disease.*
- *Vaccination sessions are planned as per the availability of vaccine. All are requested to cooperate.*
- *After receiving the first dose, second dose of Covishield vaccine is be taken between 12–16weeks and second dose of Covaxin between 4-6weeks.*
- *Covid vaccination is currently available to all above the age of 18.*
- *Vaccination is available free of cost in all Government covid vaccination centers, and at a nominal rate (as per the GoI order F.No.2079203/2021/Immunization) in selected private Hospitals.*
- **ENSURE ALL YOUR ELIGIBLE FAMILY MEMBERS ARE PROTECTED BY RECEIVING ANY OF THE AVAILABLE COVID VACCINE.**
- **“BOTH COVAXIN AND COVISHIELD ARE EQUALLY EFFECTIVE AND SAFE”**
- **“BE FULLY PROTECTED – GET THE SECOND DOSE AT YOUR SCHEDULED TIME”**

ANALYSIS

COVID-19 mass vaccinations are showing signs of preventing illness and steep decline in cases and hospital admissions in countries which done vaccination. Kerala started its vaccination for health care workers from January 16, 2021. The COVID-19 Vaccines Operational Guidelines issued by the Ministry of Health and Family Welfare, Govt. of India, 28th December 2020 and all subsequent Guidelines issued by Ministry of Health and Family Welfare, Govt of India are followed at the sites and all vaccination lanes

Summary of COVID Vaccine Administered as on 12-02-2022 midnight



100% of eligible population vaccinated with a single dose till February 12

100%

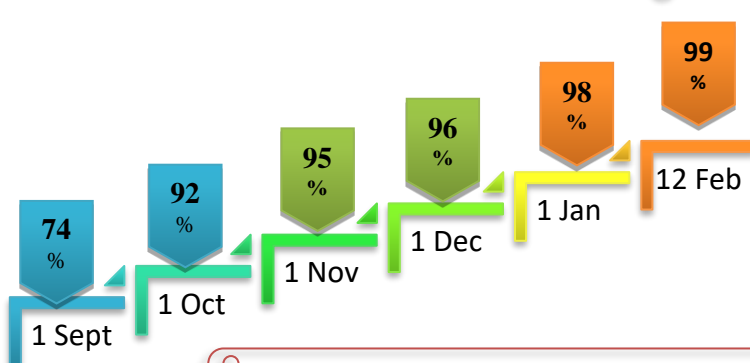
82% of eligible population vaccinated with double dose till February 12

82%

State has vaccinated about **75%** of children aged 15 - 17 years with a single dose

75%

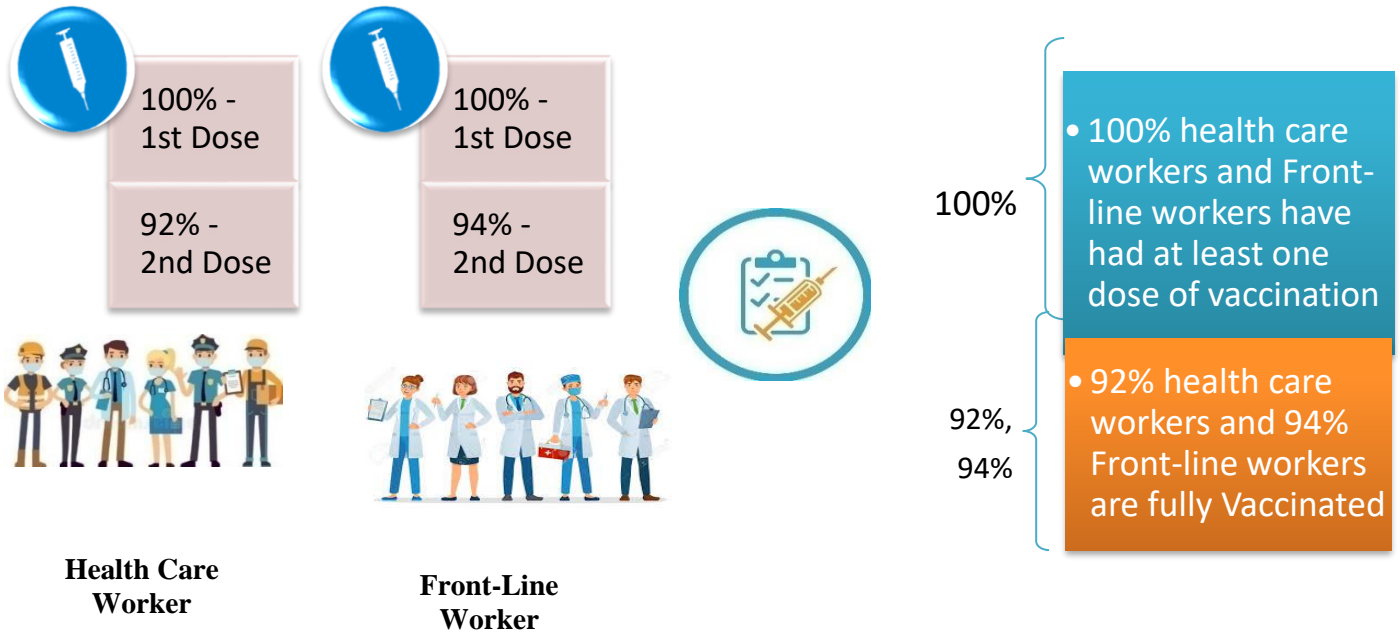
Time Line of Vaccination Coverage



Kerala began administration of COVID 19 Vaccines on 16th January, 2021. As of 12th February 2022, Kerala has administered over 51 million doses overall, including first and second doses of vaccines.


Over 99 per cent of the eligible population (15 + years) in Kerala has been administered the first dose of the Covid-19 vaccine. The state has achieved the target within 393 days since the beginning of the vaccination drive on January 16, 2021

Health Care Workers & Front-line Workers Vaccinated



Are You Vaccinated? You Still Need to Practice:

- Even after vaccination, follow COVID appropriate behavior
- Practice Social Distancing and greet without physical contact
- Always wear clean face mask
- Wash your hands thoroughly and frequently or use hand sanitizer
- Follow the current COVID 19 guidelines to prevent further spread
- Stay Safe. Stay Strong. Get Vaccinated



Even After Getting Vaccinated Keep Taking Precautions to Protect Your Self

GET VACCINATED	WASH YOUR HANDS	WEAR A MASK	KEEP YOUR DISTANCE

The Race Towards Full Vaccination - Weekly Trend

5th – 11th Feb, 2022

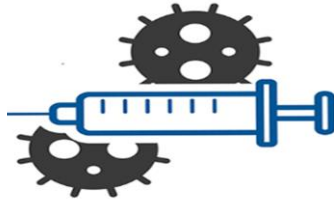
Kerala Administered over

3.36 Lakh

COVID Vaccine Doses

in the last 7 days

(5th to 11th Feb)



From 5th to 11th Feb, 2022 on average

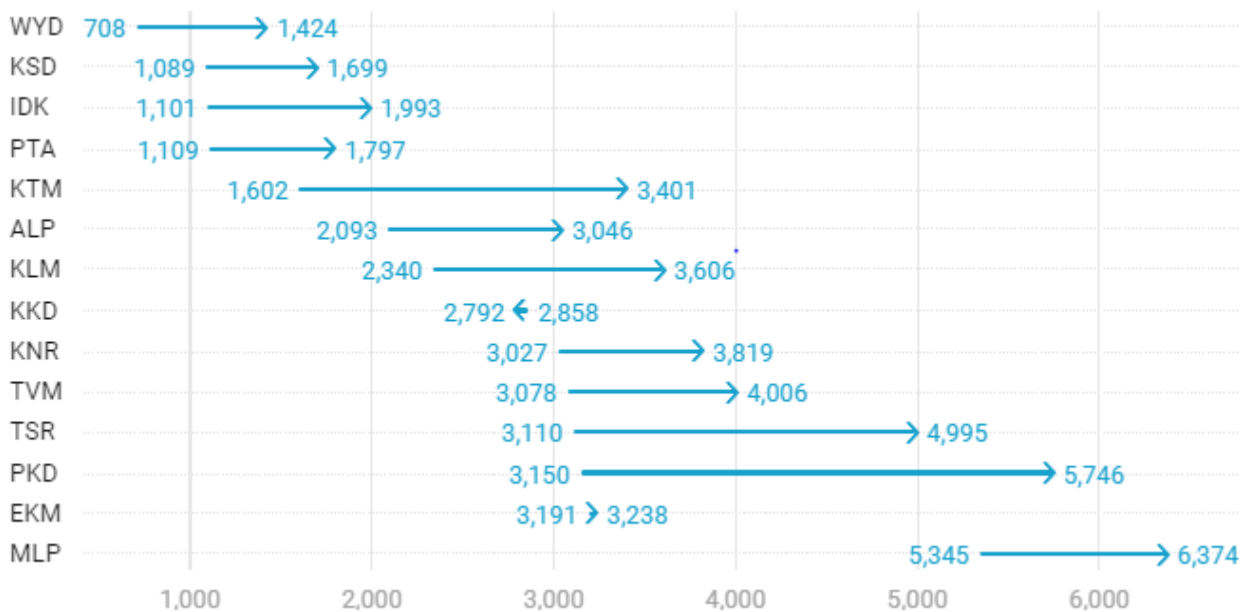
0.48 lakh

doses were administered daily.

Average Doses Administered Per day per week (in 1000)



Trend in average per day vaccination for the last two weeks

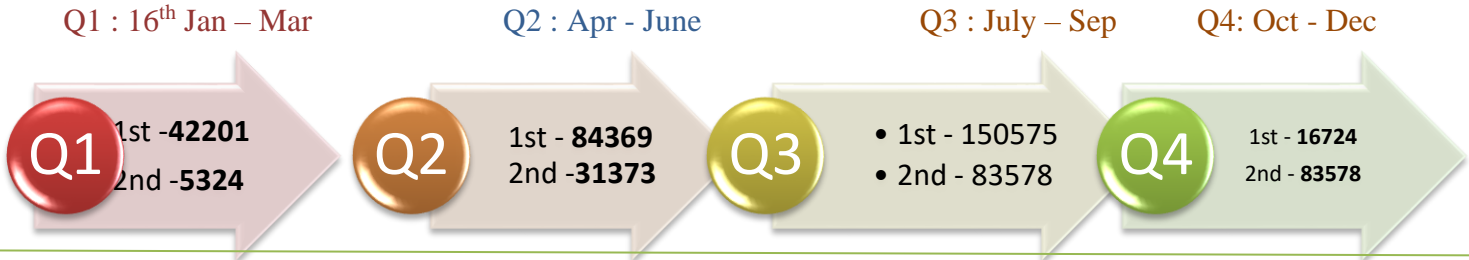


Race Against Time – Vaccination Quarterly Status

(Q1:16th Jan-Mar, Q2: Apr-June, Q3: July-Sep, Q4: Oct - Dec)

Daily Average Dozes Administered per Quarter

In the first Quarter, only 42201 first dozes and 5324 second dozes were administered daily on average. During the second, third and fourth quarters, the daily vaccination of the first and second dozes increased significantly.

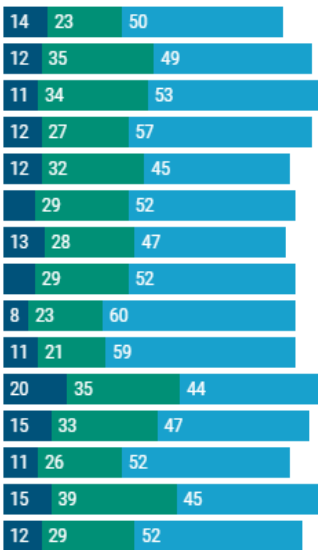


Vaccination Achievement per Quarter

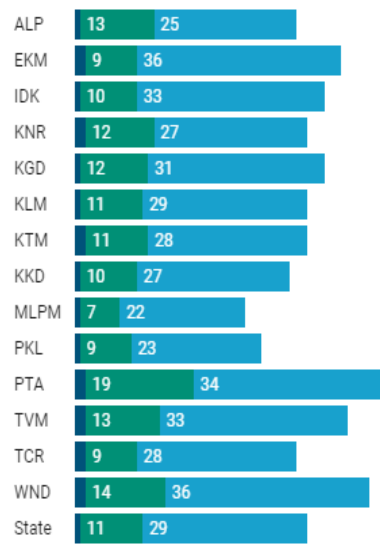
In the third quarter of the immunization drive, 52% of the eligible population (18 + age) in Kerala were given the first dose and 29% the second dose.

■ Q1 ■ Q2 ■ Q3

First Dose



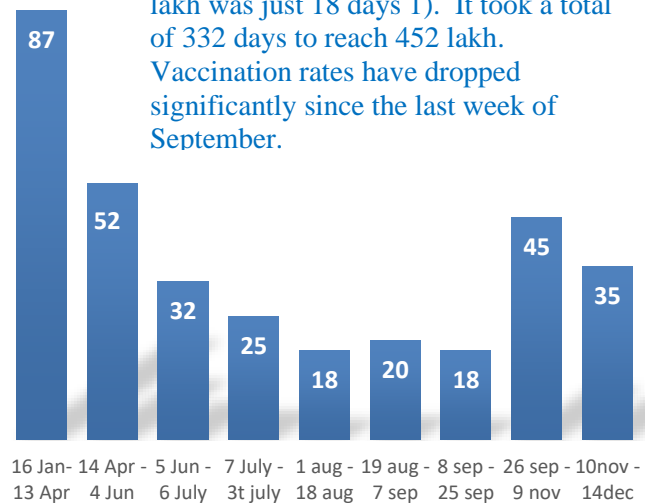
Second Dose



Dose Progression

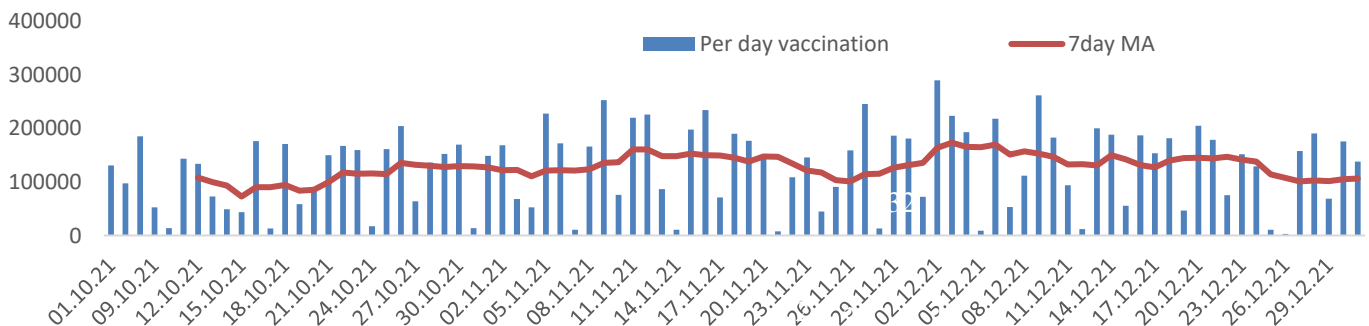
The chart shows the days taken for total COVID-19 Vaccination dozes(both first and second) in Kerala to cross every 50 lakh dose mark

It took 87 days to administer the first 50 lakh doses. The shortest time taken to 50 lakh was just 18 days 1). It took a total of 332 days to reach 452 lakh. Vaccination rates have dropped significantly since the last week of September.



Vaccine Administered per Day and 7 days Moving Average in Last Quarter (Oct -Dec)

The seven-day moving average of daily dozes in the last quarter showed a peak on December 2nd and continued to fluctuate thereafter



Important Message to the Public

- a. *Infection or infection rate is only a part and disease manifestation of disease is to be monitored*
- b. *Fatality among vaccinated people is very less. Disease severity among vaccinated people is less.*
- c. *People with comorbidity should be careful. Once detected covid positive they should get admitted and do not stay at home.*
- d. *Death among non-vaccinated people, especially people with comorbidity is because of late arrival in hospitals*
- e. *Diabetes and Hypertension together is the most common cause of patient death if they arrive late.*
- f. *Vaccinated people, only if symptomatic are advised to consult Doctor.*
- g. *Non Vaccinated people, if symptomatic, may do RTPCR test*
- h. *Antigen testing is only for emergency purpose*
- i. *Non vaccinated people with co-morbidities to do testing by RTPCR and consult doctor*
- j. *Repeat RTPCR is not needed among the people who are detected COVID positive in the previous 2 months*
- k. *All young person detected positive and at home isolation should do glucose test*

TABLE1.Total Vaccination done in the State as on 12/02/2022 midnight

State Summary (15+ years)-Total doses administered till 13/2/2022 at 12 AM								
District	Target	First Dose	Percent age	Second Dose	Percent age*	Precaution Dose	Percentage	Total doses administered
Alappuzha	1785011	1675004	94%	1496871	84%	67919	51%	3,239,794
Ernakulam	3126405	3202883	102%	2604005	83%	85469	42%	5,892,357
Idukki	920421	928684	101%	751317	82%	17721	31%	1,697,722
Kannur	2011583	2094567	104%	1767460	88%	61346	44%	3,923,373
Kasaragod	1052859	1013246	96%	810039	77%	27174	35%	1,850,459
Kollam	2198745	2153215	98%	1780068	81%	64438	42%	3,997,721
Kottayam	1647422	1615879	98%	1370717	83%	55666	49%	3,042,262
Kozhikode	2642551	2598807	98%	2058882	78%	53101	33%	4,710,790
Malappuram	3229570	3283554	102%	2427372	75%	44308	37%	5,755,234
Palakkad	2273003	2255273	99%	1833489	81%	59910	44%	4,148,672
Pathanamthitta	1085342	1126293	104%	929342	86%	63196	50%	2,118,831
Thiruvananthapuram	2820638	2792416	99%	2328566	83%	104703	45%	5,225,685
Thrissur	2669204	2553206	96%	2266448	85%	83623	55%	4,903,277
Wayanad	688943	722363	105%	605829	88%	23627	33%	1,351,819
Grand Total	28,151,697	28,015,390	100%	23,030,405	82%	812,201	43%	51,857,996

TABLE2.Covid-19 Vaccination Center Functional in the State as on 12/02/2022 midnight

<i>DISTRICTS</i>	15+	18+	Total
Alappuzha	82	87	169
Ernakulam	8	49	57
Idukki	1	7	8
Kannur	17	14	31
Kasaragod	13	7	20
Kollam	10	17	27
Kottayam	19	41	60
Kozhikode	90	34	124
Malappuram	26	53	79
Palakkad	3	20	23
Pathanamthitta	15	23	38
Thiruvananthapuram	8	148	156
Thrissur	107	121	228
Wayanad	9	8	17
GrandTotal	408	629	1037

TABLE3. Health Care Workers Coverage as on 12/02/2022 midnight

DISTRICT	1st DOSE	2nd Dose	% fully vaccinated	Precaution dose	Precaution dose (%) *
Alappuzha	29016	27176	94%	11198	52%
Ernakulam	85559	75530	88%	23644	38%
Idukki	13551	12978	96%	4652	45%
Kannur	40386	37433	93%	15529	51%
Kasaragod	11610	10790	93%	4043	47%
Kollam	36030	33697	94%	12192	47%
Kottayam	38706	36218	94%	13862	50%
Kozhikode	52732	47850	91%	14074	38%
Malappuram	44830	41892	93%	14170	49%
Palakkad	34672	31940	92%	13020	51%
Pathanamthitta	29333	25023	85%	9843	48%
Thiruvananthapuram	73418	66218	90%	21995	42%
Thrissur	51909	49108	95%	22280	57%
Wayanad	13977	13274	95%	5551	49%
Grand Total	555729	509127	92%	186053	46%

1st Dose coverage for HCW is 100%

*Proportion of beneficiaries who are eligible (completed 9 months after 2nd dose)

TABLE4. Frontline workers Coverage as on 12/02/2022 midnight

DISTRICT	1st dose	2nd Dose	% fully vaccinated	Precaution dose	Precaution dose(%) *
Alappuzha	39124	36691	94%	10832	38%
Ernakulam	54926	50247	91%	14302	38%
Idukki	22992	21302	93%	4358	28%
Kannur	41378	39920	96%	9311	30%
Kasaragod	24614	22424	91%	5320	30%
Kollam	42232	38735	92%	7993	30%
Kottayam	32139	30558	95%	9184	38%
Kozhikode	55267	52480	95%	6797	18%
Malappuram	53911	51188	95%	9852	27%
Palakkad	48093	45452	95%	12529	36%
Pathanamthitta	25249	22490	89%	5651	33%
Thiruvananthapuram	72988	67447	92%	15628	36%
Thrissur	41903	40693	97%	14582	49%
Wayanad	17019	16075	94%	3425	26%
Grand Total	571835	535702	94%	129764	33%

1st Dose coverage for FLW is 100%

*Proportion of beneficiaries who are eligible (completed 9 months after 2nd dose)

TABLE5.Age-Appropriate Group (45-59 Years) Coverage as on 12/02/2022 midnight

Table 5: Age appropriate group (45-59 years) coverage					
45-59 years Coverage as on 13/02/2022 at 12 AM					
District	Target	1st Dose Coverage	Percentage	2nd Dose Coverage	Percentage fully vaccinated
Alappuzha	535436	438389	82%	409934	77%
Ernakulam	809349	782573	97%	692902	86%
Idukki	237564	246772	104%	217041	91%
Kannur	527295	515122	98%	472644	90%
Kasaragod	253027	251851	100%	221878	88%
Kollam	541201	559209	103%	494633	91%
Kottayam	478470	413642	86%	368900	77%
Kozhikode	658949	653673	99%	571827	87%
Malappuram	733338	721528	98%	613016	84%
Palakkad	614226	546339	89%	489174	80%
Pathanamthitta	264372	281484	106%	249707	94%
Thiruvananthapuram	735836	680621	92%	605792	82%
Thrissur	689418	663108	96%	613743	89%
Wayanad	170537	177054	104%	163453	96%
Grand Total	7249018	6,931,365	96%	6,184,644	85%

TABLE6.Age-Appropriate Group (≥60 Years) Coverage as on 12/02/2022 midnight

Table 6: Age appropriate group (≥ 60 years) coverage							
≥ 60 years Coverage as on 13/02/2022 at 12 AM							
District	Target	1st Dose Coverage	Percentage	2nd Dose Coverage	Percentage fully vaccinated	Precaution dose	%
Alappuzha	424565	428426	101%	396432	93%	45889	55%
Ernakulam	673885	675459	100%	615511	91%	47523	46%
Idukki	193981	194373	100%	171466	88%	8711	27%
Kannur	438602	444023	101%	408918	93%	36506	46%
Kasaragod	182460	181537	99%	159250	87%	17811	35%
Kollam	497558	498968	100%	450016	90%	44253	44%
Kottayam	418008	419123	100%	379954	91%	32620	52%
Kozhikode	526896	528423	100%	474625	90%	32230	37%
Malappuram	477642	487433	102%	428470	90%	20286	36%
Palakkad	437708	439202	100%	396821	91%	34361	46%
Pathanamthitta	311297	311836	100%	278640	90%	47702	53%
Thiruvananthapuram	630465	632143	100%	565393	90%	67080	48%
Thrissur	581781	587388	101%	551802	95%	46761	56%
Wayanad	128009	128227	100%	113765	89%	14651	31%
Grand Total	5922857	5,956,561	101%	5,391,063	91%	496,384	46%

TABLE 6. Age-Appropriate Group (18-44 Years) Coverage as on 12/02/2022 midnight

18-44 years Coverage as on 13/02/2022 at 12 AM					
District	Target	First Dose		2nd Dose Coverage	Percentage fully vaccinated*
		1st Dose Coverage	Percentage		
Alappuzha	744178	666581	90%	600001	81%
Ernakulam	1470864	1501330	102%	1160853	79%
Idukki	437537	417474	95%	318114	73%
Kannur	947964	959173	101%	783165	83%
Kasaragod	556876	497739	89%	387508	70%
Kollam	1054752	927447	88%	745345	71%
Kottayam	665544	651717	98%	536958	81%
Kozhikode	1313678	1210783	92%	903426	69%
Malappuram	1777378	1813358	102%	1284684	72%
Palakkad	1088327	1078921	99%	848108	78%
Pathanamthitta	460819	441174	96%	339997	74%
Thiruvananthapuram	1309099	1240847	95%	1007910	77%
Thrissur	1274465	1092917	86%	967230	76%
Wayanad	361152	353062	98%	290455	80%
Grand Total	13462633	12,852,523	95%	10,173,754	76%

*Among those who have taken first dose

TABLE 7. Age-Appropriate Group (15-17 Years) Coverage as on 12/02/2022 midnight

15-17 years Coverage as on 13/02/2022 at 12 AM					
District	Target	1st Dose Coverage	Percentage	2nd Dose Coverage	Percentage fully vaccinated
Alappuzha	80832	73468	91%	26637	33%
Ernakulam	172307	103036	60%	8962	5%
Idukki	51339	33522	65%	10416	20%
Kannur	97722	94485	97%	25380	26%
Kasaragod	60496	45895	76%	8189	14%
Kollam	105234	89329	85%	17642	17%
Kottayam	85400	60552	71%	18129	21%
Kozhikode	143028	97929	68%	8674	6%
Malappuram	241212	162494	67%	8122	3%
Palakkad	132742	108046	81%	21994	17%
Pathanamthitta	48854	37217	76%	13485	28%
Thiruvananthapuram	145238	92399	64%	15806	11%
Thrissur	123540	115981	94%	43872	36%
Wayanad	29245	33024	113%	8807	30%
Grand Total	1,517,189	1,147,377	75%	236115	15%

TABLE 8.State Summary (18+) as on 12/02/2022 midnight

State Summary (18+) 13-02-2022 at 12 AM							
District	Target	First Dose	Percentage	Second Dose	Percentage*	Precaution Dose	Percentage
Alappuzha	1704179	1601536	94%	1470234	86%	67919	51%
Ernakulam	2954098	3099847	105%	2595043	88%	85469	42%
Idukki	869082	895162	103%	740901	85%	17721	31%
Kannur	1913861	2000082	105%	1742080	91%	61346	44%
Kasaragod	992363	967351	97%	801850	81%	27174	35%
Kollam	2093511	2063886	99%	1762426	84%	64438	42%
Kottayam	1562022	1555327	100%	1352588	87%	55666	49%
Kozhikode	2499523	2500878	100%	2050208	82%	53101	33%
Malappuram	2988358	3121060	104%	2419250	81%	44308	37%
Palakkad	2140261	2147227	100%	1811495	85%	59910	44%
Pathanamthitta	1036488	1089076	105%	915857	88%	63196	50%
Thiruvananthapuram	2675400	2700017	101%	2312760	86%	104703	45%
Thrissur	2545664	2437225	96%	2222576	87%	83623	55%
Wayanad	659698	689339	104%	597022	90%	23627	33%
Grand Total	2,66,34,508	26,868,013	101%	22,794,290	85%	812,201	43%

*Revised target population(> 18 years) as per MOHFW is 2.67 crores
*As per letter from Additional Secretary MOHFW- D O No 2317579/2021/Imm dated 15/09/2021

TABLE 9. Achievement for the day 12/02/2022 midnight

Daily achievement 13-02-2022				
District	First Dose	Second Dose	Precaution dose	Total Doses Administered
Alappuzha	541	10197	2219	12957
Ernakulam	212	908	486	1606
Idukki	26	110	49	185
Kannur	271	3070	69	3410
Kasaragod	228	1095	167	1490
Kollam	212	2313	480	3005
Kottayam	386	4743	464	5593
Kozhikode	1268	4982	371	6621
Malappuram	958	3055	277	4290
Palakkad	107	1037	457	1601
Pathanamthitta	149	1886	255	2290
Thiruvananthapuram	464	3138	2346	5948
Thrissur	959	12383	1974	15316
Wayanad	42	447	69	558
Grand Total	5823	49364	9683	64870

** Vaccine stock details couldn't be downloaded from e-VIN portal as the portal is down.

TABLE9.COVID Vaccination related sites

support@cowin.gov.in https://www.cowin.gov.in/home https://dashboard.kerala.gov.in/ https://dhs.kerala.gov.in/https://aogyakeralam.gov.in/https://sha.kerala.gov.in/

TABLE10.COVID Vaccination related Helpline numbers

National/State/District	Line1	Line2	Line3
National Helpline	1075	+91 1123978046	0120 4473222
Disha	1056	04712552056	
StateCallCenter	04712309251	04712309252	04712309255
Thiruvananthapuram	9188610100	1077	
Kollam	04742797609	8589015556	
Pathanamthitta	04682222515	04682228220	
Alappuzha	04772239999		
Kottayam	04812565200	04812304800	04812581900
Idukki	18004255640	04862232220	04862233118
Ernakulam	9072303861		
Thrissur	9400066921	9400066922	9400066923
Palakkad	04912505264	04912505189	8943341439
Malappuram	04832733253	04832737858	04832733252
Kozhikode	7594001442		
Wayanad	04936202343	04936202375	9072510900
Kannur	04972700194		
Kasargod	9061076590	9061079244	9061078026