



കേരള സർക്കാർ

COVID-19 OUTBREAK CONTROL AND PREVENTION STATE
CELL HEALTH & FAMILY WELFARE DEPARTMENT
Govt of Kerala
www.health.kerala.gov.in

www.dhs.kerala.gov.in

controlroomdhskerala@gmail.com

KeralaHEALTH-COVID-19 DAILY VACCINATION BULLETIN

Date: 13/02/2022

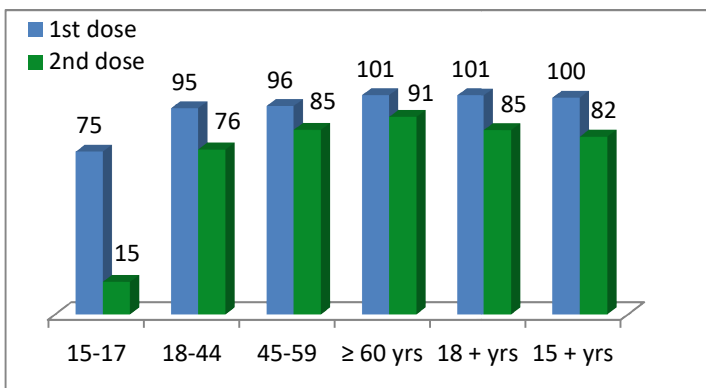
**OUR HEALTH OUR RESPONSIBILITY
VACCINE ADVISORY**

- *People who are vaccinated with Covid Vaccine are reported to have reduced Covid related ICU admissions, serious disease and death.*
- *Early vaccination is useful to safeguard our life from this deadly disease.*
- *Vaccination sessions are planned as per the availability of vaccine. All are requested to cooperate.*
- *After receiving the first dose, second dose of Covishield vaccine is to be taken between 12–16 weeks and second dose of Covaxin between 4–6 weeks.*
- *Covid vaccination is currently available to all above the age of 18*
- *Vaccination is available free of cost in all Government covid vaccination centers, and at a nominal rate (as per the GoI order F.No.2079203/2021/Immunization) in selected private Hospitals.*
- **ENSURE ALL YOUR ELIGIBLE FAMILY MEMBERS ARE PROTECTED BY RECEIVING ANY OF THE AVAILABLE COVID VACCINE.**
- **“BOTH COVAXIN AND COVISHIELD ARE EQUALLY EFFECTIVE AND SAFE”**
- **“BE FULLY PROTECTED – GET THE SECOND DOSE AT YOUR SCHEDULED TIME”**

ANALYSIS

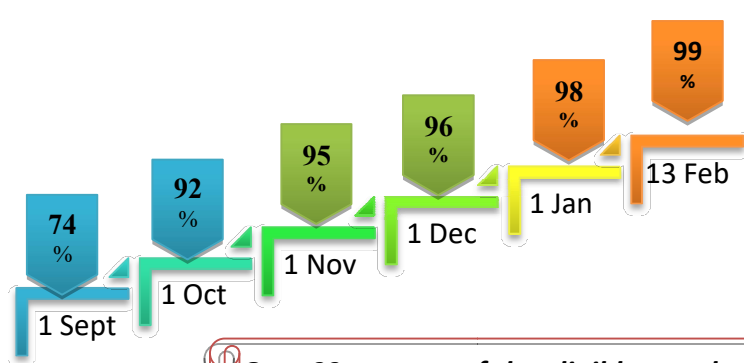
COVID-19 mass vaccinations are showing signs of preventing illness and steep decline in cases and hospital admissions in countries which done vaccination. Kerala started its vaccination for health care workers from January 16, 2021. The COVID-19 Vaccines Operational Guidelines issued by the Ministry of Health and Family Welfare, Govt. of India, 28th December 2020 and all subsequent Guidelines issued by Ministry of Health and Family Welfare, Govt of India are followed at the sites and all vaccination lanes

Summary of COVID Vaccine Administered as on 13-02-2022 midnight



- 100%** of eligible population vaccinated with a single dose till February 13
- 82%** of eligible population vaccinated with double dose till February 13
- State has vaccinated about **75%** of children aged 15 - 17 years with a single dose

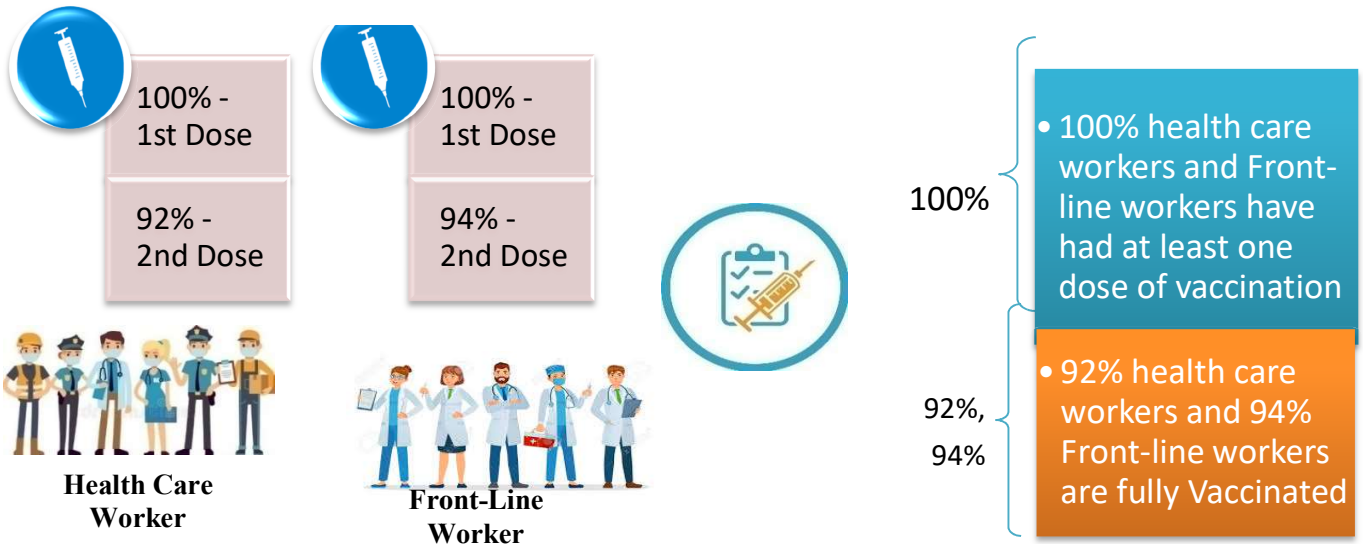
Time Line of Vaccination Coverage



Kerala began administration of COVID 19 Vaccines on 16th January, 2021. As of 13th February 2022, Kerala has administered over 51 million doses overall, including first and second doses of vaccines.


Over 99 per cent of the eligible population (15 + years) in Kerala has been administered the first dose of the Covid-19 vaccine. The state has achieved the target within 394 days since the beginning of the vaccination drive on January 16, 2021

Health Care Workers & Front-line Workers Vaccinated



Are You Vaccinated? You Still Need to Practice: SMS

- Even after vaccination, follow COVID appropriate behavior
- Practice Social Distancing and greet without physical contact
- Always wear clean face mask
- Wash your hands thoroughly and frequently or use hand sanitizer
- Follow the current COVID 19 guidelines to prevent further spread
- Stay Safe. Stay Strong. Get Vaccinated



Even After Getting Vaccinated Keep Taking Precautions to Protect Your Self



The Race Towards Full Vaccination - Weekly Trend

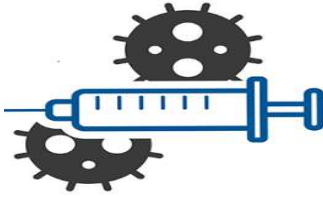
5th – 11th Feb, 2022

Kerala Administered over

3.36 Lakh

COVID Vaccine Doses

in the last 7 days
(5th to 11th Feb)



From 5th to 11th Feb, 2022 on average

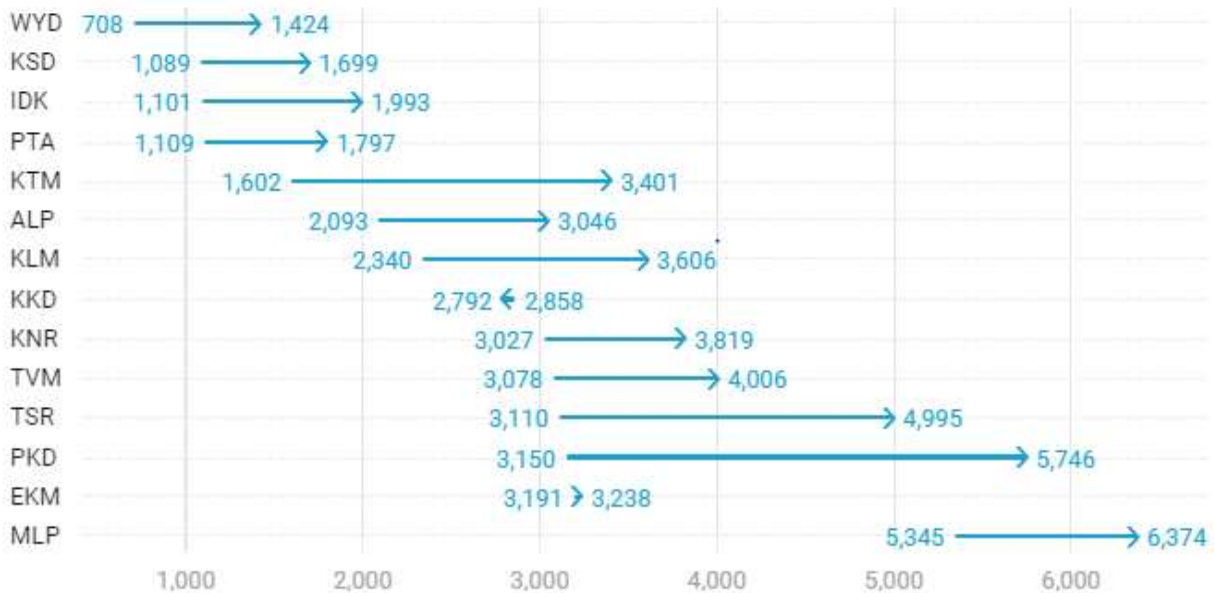
0.48 lakh

doses were administered daily.

Average Doses Administered Per day per week (in 1000)



Trend in average per day vaccination for the last two weeks

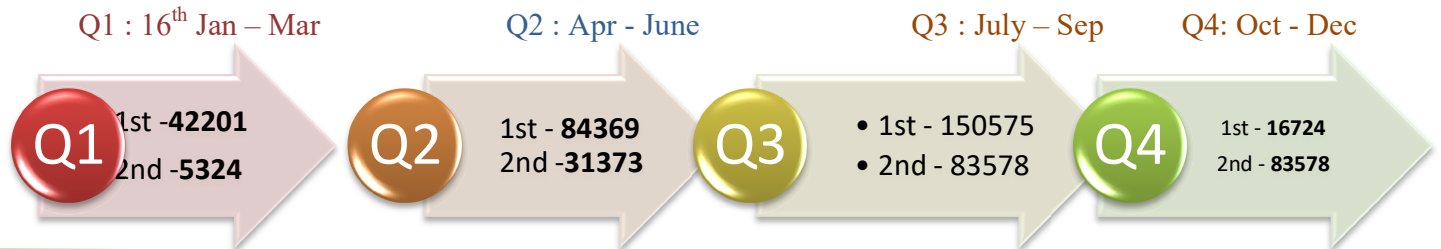


Race Against Time – Vaccination Quarterly Status

(Q1:16th Jan-Mar, Q2: Apr-June, Q3: July-Sep, Q4: Oct - Dec)

Daily Average Dozes Administered per Quarter

In the first Quarter, only 42201 first dozes and 5324 second dozes were administered daily on average. During the second, third and fourth quarters, the daily vaccination of the first and second dozes increased significantly.



Vaccination Achievement per Quarter

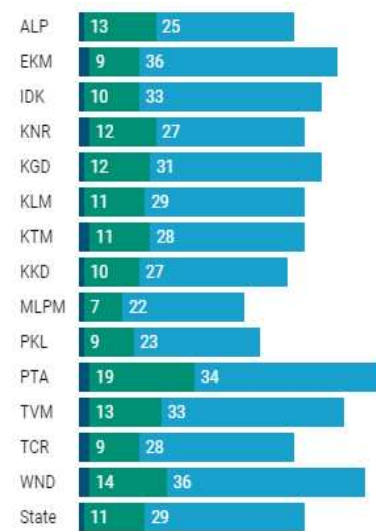
In the third quarter of the immunization drive, 52% of the eligible population (18 + age) in Kerala were given the first dose and 29% the second dose.

■ Q1 ■ Q2 ■ Q3

First Dose

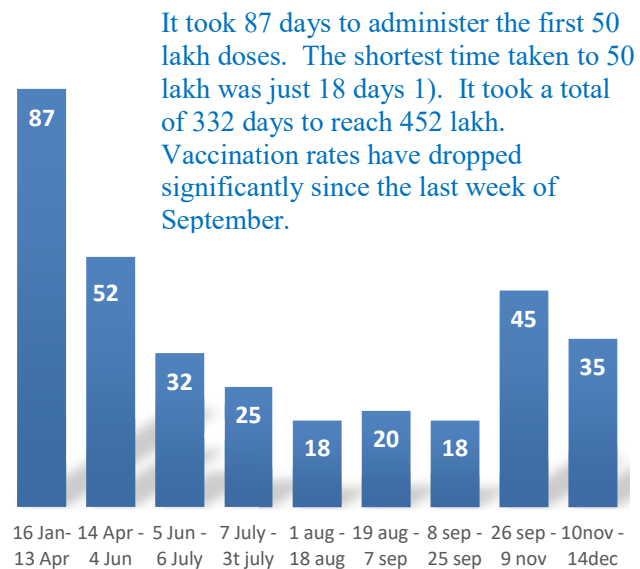


Second Dose



Dose Progression

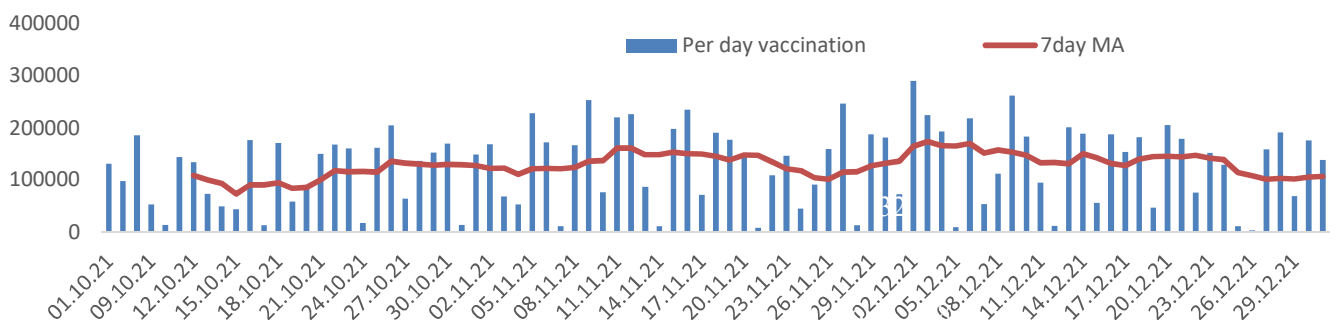
The chart shows the days taken for total COVID-19 Vaccination doses(both first and second) in Kerala to cross every 50 lakh dose mark



It took 87 days to administer the first 50 lakh doses. The shortest time taken to 50 lakh was just 18 days 1). It took a total of 332 days to reach 452 lakh. Vaccination rates have dropped significantly since the last week of September.

Vaccine Administered per Day and 7 days Moving Average in Last Quarter (Oct -Dec)

The seven-day moving average of daily doses in the last quarter showed a peak on December 2nd and continued to fluctuate thereafter



Important Message to the Public

- a. *Infection or infection rate is only a part and disease manifestation of disease is to be monitored*
- b. *Fatality among vaccinated people is very less. Disease severity among vaccinated people is less.*
- c. *People with comorbidity should be careful. Once detected covid positive they should get admitted and do not stay at home.*
- d. *Death among non-vaccinated people, especially people with comorbidity is because of late arrival in hospitals*
- e. *Diabetes and Hypertension together is the most common cause of patient death if they arrive late.*
- f. *Vaccinated people, only if symptomatic are advised to consult Doctor.*
- g. *Non Vaccinated people, if symptomatic, may do RTPCR test*
- h. *Antigen testing is only for emergency purpose*
- i. *Non vaccinated people with co-morbidities to do testing by RTPCR and consult doctor*
- j. *Repeat RTPCR is not needed among the people who are detected COVID positive in the previous 2 months*
- k. *All young person detected positive and at home isolation should do glucose test*

TABLE1.Total Vaccination done in the State as on 13/02/2022 midnight

State Summary (15+ years)-Total doses administered till 14/2/2022 at 12 AM								
District	Target	First Dose	Percent age	Second Dose	Percentage*	Precaution Dose	Percentage	Total doses administered
Alappuzha	1785011	1675004	94%	1496871	84%	67919	51%	32,39,794
Ernakulam	3126405	3202937	102%	2604289	83%	85651	42%	58,92,877
Idukki	920421	928685	101%	751318	82%	17724	31%	16,97,727
Kannur	2011583	2094571	104%	1767468	88%	61383	44%	39,23,422
Kasaragod	1052859	1013258	96%	810096	77%	27255	35%	18,50,609
Kollam	2198745	2153216	98%	1780102	81%	64735	42%	39,98,053
Kottayam	1647422	1615879	98%	1370721	83%	55666	49%	30,42,266
Kozhikode	2642551	2598813	98%	2058898	78%	53162	33%	47,10,873
Malappuram	3229570	3283614	102%	2427524	75%	44348	37%	57,55,486
Palakkad	2273003	2255274	99%	1833492	81%	59916	44%	41,48,682
Pathanamthitta	1085342	1126293	104%	929342	86%	63197	50%	21,18,832
Thiruvananthapuram	2820638	2792434	99%	2328686	83%	104802	45%	52,25,922
Thrissur	2669204	2553211	96%	2266472	85%	83650	55%	49,03,333
Wayanad	688943	722363	105%	605829	88%	23627	33%	13,51,819
Grand Total	28,151,697	2,80,15,552	100%	2,30,31,108	82%	8,13,035	43%	5,18,59,695

TABLE2.Covid-19 Vaccination Center Functional in the State as on 13/02/2022 midnight

DISTRICTS	15+	18+	Total
Alappuzha	0	2	2
Ernakulam	15	15	30
Idukki	0	1	1
Kannur	0	5	5
Kasaragod	0	3	3
Kollam	0	3	3
Kottayam	0	2	2
Kozhikode	0	9	9
Malappuram	0	2	2
Palakkad	0	5	5
Pathanamthitta	6	8	14
Thiruvananthapuram	4	17	21
Thrissur	2	15	17
Wayanad	0	2	2
GrandTotal	27	89	116

TABLE3. Health Care Workers Coverage as on 13/02/2022 midnight

<i>DISTRICT</i>	<i>1st DOSE</i>	<i>2nd Dose</i>	<i>% fully vaccinated</i>	<i>Precaution dose</i>	<i>Precaution dose (%) *</i>
Alappuzha	29016	27176	94%	11198	52%
Ernakulam	85559	75531	88%	23647	38%
Idukki	13551	12978	96%	4652	45%
Kannur	40386	37433	93%	15529	51%
Kasaragod	11610	10790	93%	4045	47%
Kollam	36030	33717	94%	12428	48%
Kottayam	38706	36218	94%	13862	50%
Kozhikode	52732	47850	91%	14114	38%
Malappuram	44830	41892	93%	14182	49%
Palakkad	34672	31940	92%	13020	51%
Pathanamthitta	29333	25023	85%	9843	48%
Thiruvananthapuram	73418	66218	90%	22009	42%
Thrissur	51909	49108	95%	22283	57%
Wayanad	13977	13274	95%	5551	49%
Grand Total	555729	509148	92%	186363	46%

1st Dose coverage for HCW is 100%

*Proportion of beneficiaries who are eligible (completed 9 months after 2nd dose)

TABLE4. Frontline workers Coverage as on 13/02/2022 midnight

<i>DISTRICT</i>	<i>1st dose</i>	<i>2nd Dose</i>	<i>% fully vaccinated</i>	<i>Precaution dose</i>	<i>Precaution dose(%) *</i>
Alappuzha	39124	36691	94%	10832	38%
Ernakulam	54926	50247	91%	14459	38%
Idukki	22992	21302	93%	4358	28%
Kannur	41378	39920	96%	9348	30%
Kasaragod	24614	22425	91%	5327	30%
Kollam	42232	38735	92%	7998	30%
Kottayam	32139	30558	95%	9184	38%
Kozhikode	55267	52480	95%	6797	18%
Malappuram	53911	51188	95%	9857	27%
Palakkad	48093	45452	95%	12531	36%
Pathanamthitta	25249	22490	89%	5652	33%
Thiruvananthapuram	72988	67447	92%	15652	36%
Thrissur	41903	40693	97%	14584	49%
Wayanad	17019	16075	94%	3425	26%
GrandTotal	571835	535703	94%	130004	33%

1st Dose coverage for FLW is 100%

*Proportion of beneficiaries who are eligible (completed 9 months after 2nd dose)

TABLE5.Age-Appropriate Group (45-59 Years) Coverage as on 13/02/2022 midnight

Table 5: Age appropriate group (45-59 years) coverage					
45-59 years Coverage as on			14/02/2022	at 12 AM	
District	Target	1st Dose Coverage	Percentage	2nd Dose Coverage	Percentage fully vaccinated
Alappuzha	535436	438389	82%	409934	77%
Ernakulam	809349	782574	97%	692918	86%
Idukki	237564	246772	104%	217041	91%
Kannur	527295	515124	98%	472644	90%
Kasaragod	253027	251854	100%	221888	88%
Kollam	541201	559209	103%	494635	91%
Kottayam	478470	413642	86%	368901	77%
Kozhikode	658949	653674	99%	571828	87%
Malappuram	733338	721530	98%	613028	84%
Palakkad	614226	546339	89%	489174	80%
Pathanamthitta	264372	281484	106%	249707	94%
Thiruvananthapuram	735836	680621	92%	605793	82%
Thrissur	689418	663108	96%	613743	89%
Wayanad	170537	177054	104%	163453	96%
Grand Total	7249018	69,31,374	96%	61,84,687	85%

TABLE6.Age-Appropriate Group (≥60 Years) Coverage as on 13/02/2022 midnight

Table 6: Age appropriate group (≥ 60 years) coverage							
≥ 60 years Coverage as on			14/02/2022	at 12 AM			
District	Target	1st Dose Coverage	Percentage	2nd Dose Coverage	Percentage fully vaccinated	Precaution dose	%
Alappuzha	424565	428426	101%	396432	93%	45889	55%
Ernakulam	673885	675460	100%	615514	91%	47545	46%
Idukki	193981	194373	100%	171466	88%	8714	27%
Kannur	438602	444023	101%	408919	93%	36506	46%
Kasaragod	182460	181537	99%	159253	87%	17883	35%
Kollam	497558	498968	100%	450018	90%	44309	44%
Kottayam	418008	419123	100%	379954	91%	32620	52%
Kozhikode	526896	528425	100%	474626	90%	32251	37%
Malappuram	477642	487434	102%	428472	90%	20309	37%
Palakkad	437708	439202	100%	396821	91%	34365	46%
Pathanamthitta	311297	311836	100%	278640	90%	47702	53%
Thiruvananthapuram	630465	632146	100%	565395	90%	67141	48%
Thrissur	581781	587389	101%	551801	95%	46783	56%
Wayanad	128009	128227	100%	113765	89%	14651	31%
Grand Total	5922857	59,56,569	101%	53,91,076	91%	4,96,668	45%

TABLE 6. Age-Appropriate Group (18-44Years) Coverage as on 13/02/2022 midnight

18-44 years Coverage as on 14/02/2022 at 12 AM					
District	Target	First Dose		2nd Dose Coverage	Percentage fully vaccinated*
		1st Dose Coverage	Percentage		
Alappuzha	744178	666581	90%	600001	81%
Ernakulam	1470864	1501373	102%	1161063	79%
Idukki	437537	417475	95%	318115	73%
Kannur	947964	959175	101%	783172	83%
Kasaragod	556876	497748	89%	387551	70%
Kollam	1054752	927448	88%	745351	71%
Kottayam	665544	651717	98%	536961	81%
Kozhikode	1313678	1210786	92%	903440	69%
Malappuram	1777378	1813379	102%	1284773	72%
Palakkad	1088327	1078922	99%	848111	78%
Pathanamthitta	460819	441174	96%	339997	74%
Thiruvananthapuram	1309099	1240856	95%	1007965	77%
Thrissur	1274465	1092919	86%	967241	76%
Wayanad	361152	353062	98%	290455	80%
Grand Total	13462633	1,28,52,615	95%	1,01,74,196	76%

*Among those who have taken first dose

TABLE 7. Age-Appropriate Group (15-17 Years) Coverage as on 13/02/2022 midnight

15-17 years Coverage as on 14/02/2022 at 12 AM					
District	Target	1st Dose Coverage	Percentage	2nd Dose Coverage	Percentage fully vaccinated
Alappuzha	80832	73468	91%	26637	33%
Ernakulam	172307	103045	60%	9016	5%
Idukki	51339	33522	65%	10416	20%
Kannur	97722	94485	97%	25380	26%
Kasaragod	60496	45895	76%	8189	14%
Kollam	105234	89329	85%	17646	17%
Kottayam	85400	60552	71%	18129	21%
Kozhikode	143028	97929	68%	8674	6%
Malappuram	241212	162530	67%	8171	3%
Palakkad	132742	108046	81%	21994	17%
Pathanamthitta	48854	37217	76%	13485	28%
Thiruvananthapuram	145238	92405	64%	15868	11%
Thrissur	123540	115983	94%	43886	36%
Wayanad	29245	33024	113%	8807	30%
Grand Total	1,517,189	11,47,430	75%	236298	15%

TABLE 8.State Summary (18+) as on 13/02/2022 midnight

State Summary (18+) 14-02-2022							at 12 AM
District	Target	First Dose	Percentage	Second Dose	Percentage*	Precaution Dose	Percentage
Alappuzha	1704179	1601536	94%	1470234	86%	67919	51%
Ernakulam	2954098	3099892	105%	2595273	88%	85651	42%
Idukki	869082	895163	103%	740902	85%	17724	31%
Kannur	1913861	2000086	105%	1742088	91%	61383	44%
Kasaragod	992363	967363	97%	801907	81%	27255	35%
Kollam	2093511	2063887	99%	1762456	84%	64735	42%
Kottayam	1562022	1555327	100%	1352592	87%	55666	49%
Kozhikode	2499523	2500884	100%	2050224	82%	53162	33%
Malappuram	2988358	3121084	104%	2419353	81%	44348	37%
Palakkad	2140261	2147228	100%	1811498	85%	59916	44%
Pathanamthitta	1036488	1089076	105%	915857	88%	63197	50%
Thiruvananthapuram	2675400	2700029	101%	2312818	86%	104802	45%
Thrissur	2545664	2437228	96%	2222586	87%	83650	55%
Wayanad	659698	689339	104%	597022	90%	23627	33%
Grand Total	2,66,34,508	2,68,68,122	101%	2,27,94,810	85%	8,13,035	43%

*Revised target population(> 18 years) as per MOHFW is 2.67 crores

*As per letter from Additional Secretary MOHFW- D O No 2317579/2021/Imm dated 15/09/2021

TABLE 9. Achievement for the day 13/02/2022 midnight

Daily achievement 13-02-2022				
District	First Dose	Second Dose	Precaution dose	Total Doses Administered
Alappuzha	0	0	0	0
Ernakulam	53	284	28	365
Idukki	1	1	3	5
Kannur	4	7	0	11
Kasaragod	12	57	81	150
Kollam	1	34	293	328
Kottayam	0	4	0	4
Kozhikode	6	16	61	83
Malappuram	60	151	40	251
Palakkad	1	2	4	7
Pathanamthitta	0	0	0	0
Thiruvananthapuram	18	119	78	215
Thrissur	5	25	25	55
Wayanad	0	0	0	0
Grand Total	161	700	613	1474

** Vaccine stock details couldn't be downloaded from e-VIN portal as the portal is down.

TABLE9.COVID Vaccination related sites

support@cowin.gov.in https://www.cowin.gov.in/home https://dashboard.kerala.gov.in/ https://dhs.kerala.gov.in/https://aogyakeralam.gov.in/https://sha.kerala.gov.in/

TABLE10.COVID Vaccination related Helpline numbers

National/State/District	Line1	Line2	Line3
National Helpline	1075	+91 1123978046	0120 4473222
Disha	1056	04712552056	
StateCallCenter	04712309251	04712309252	04712309255
Thiruvananthapuram	9188610100	1077	
Kollam	04742797609	8589015556	
Pathanamthitta	04682222515	04682228220	
Alappuzha	04772239999		
Kottayam	04812565200	04812304800	04812581900
Idukki	18004255640	04862232220	04862233118
Ernakulam	9072303861		
Thrissur	9400066921	9400066922	9400066923
Palakkad	04912505264	04912505189	8943341439
Malappuram	04832733253	04832737858	04832733252
Kozhikode	7594001442		
Wayanad	04936202343	04936202375	9072510900
Kannur	04972700194		
Kasargod	9061076590	9061079244	9061078026