



കേരള സർക്കാർ

COVID-19 OUTBREAK CONTROL AND PREVENTION STATE  
CELL HEALTH & FAMILY WELFARE DEPARTMENT  
Govt of Kerala  
[www.health.kerala.gov.in](http://www.health.kerala.gov.in)

[www.dhs.kerala.gov.in](http://www.dhs.kerala.gov.in)

[controlroomdhskerala@gmail.com](mailto:controlroomdhskerala@gmail.com)

**KeralaHEALTH-COVID-19 DAILY VACCINATION BULLETIN**

**Date: 14/02/2022**

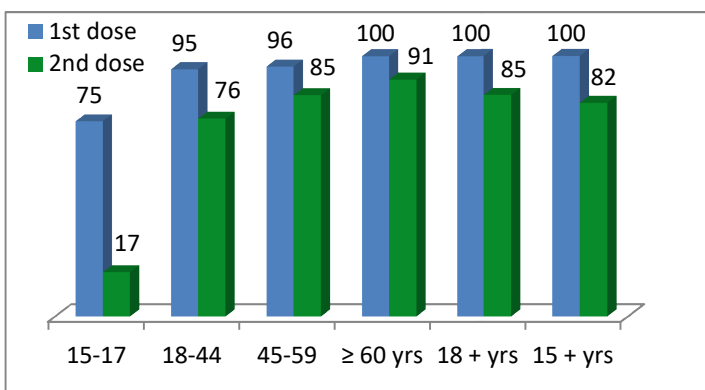
**OUR HEALTH OUR RESPONSIBILITY  
VACCINE ADVISORY**

- *People who are vaccinated with Covid Vaccine are reported to have reduced Covid related ICU admissions, serious disease and death.*
- *Early vaccination is useful to safeguard our life from this deadly disease.*
- *Vaccination sessions are planned as per the availability of vaccine. All are requested to cooperate.*
- *After receiving the first dose, second dose of Covishield vaccine is to be taken between 12–16 weeks and second dose of Covaxin between 4–6 weeks.*
- *Covid vaccination is currently available to all above the age of 18*
- *Vaccination is available free of cost in all Government covid vaccination centers, and at a nominal rate (as per the GoI order F.No.2079203/2021/Immunization) in selected private Hospitals.*
- **ENSURE ALL YOUR ELIGIBLE FAMILY MEMBERS ARE PROTECTED BY RECEIVING ANY OF THE AVAILABLE COVID VACCINE.**
- **“BOTH COVAXIN AND COVISHIELD ARE EQUALLY EFFECTIVE AND SAFE”**
- **“BE FULLY PROTECTED – GET THE SECOND DOSE AT YOUR SCHEDULED TIME”**

### ANALYSIS

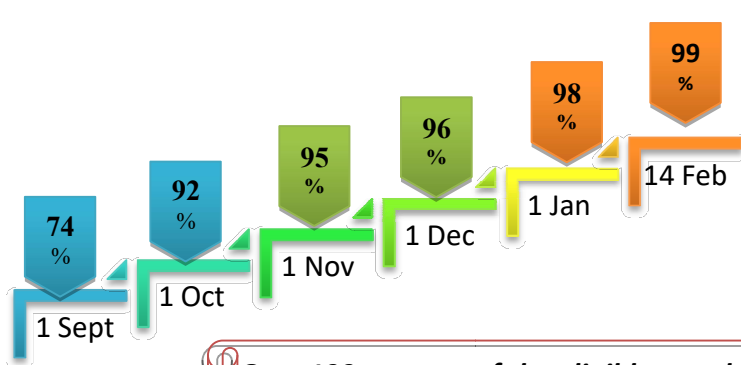
COVID-19 mass vaccinations are showing signs of preventing illness and steep decline in cases and hospital admissions in countries which done vaccination. Kerala started its vaccination for health care workers from January 16, 2021. The COVID-19 Vaccines Operational Guidelines issued by the Ministry of Health and Family Welfare, Govt. of India, 28th December 2020 and all subsequent Guidelines issued by Ministry of Health and Family Welfare, Govt of India are followed at the sites and all vaccination lanes

### Summary of COVID Vaccine Administered as on 14-02-2022 midnight



- 100%** of eligible population vaccinated with a single dose till February 14
- 82%** of eligible population vaccinated with double dose till February 14
- State has vaccinated about **75%** of children aged 15 - 17 years with a single dose

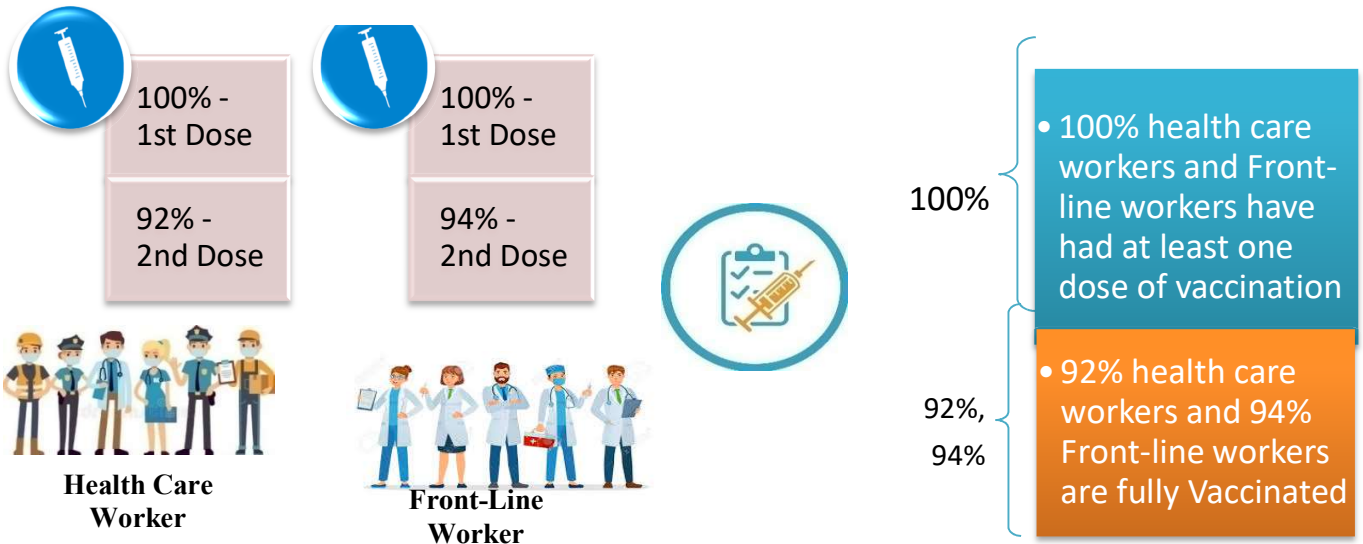
### Time Line of Vaccination Coverage



Kerala began administration of COVID 19 Vaccines on 16<sup>th</sup> January, 2021. As of 14<sup>th</sup> February 2022, Kerala has administered over 51 million doses overall, including first and second doses of vaccines.


**Over 100 per cent of the eligible population (15 + years) in Kerala has been administered the first dose of the Covid-19 vaccine. The state has achieved the target within 395 days since the beginning of the vaccination drive on January 16, 2021**

## Health Care Workers & Front-line Workers Vaccinated



### Are You Vaccinated? You Still Need to Practice: SMS

- Even after vaccination, follow COVID appropriate behavior
- Practice Social Distancing and greet without physical contact
- Always wear clean face mask
- Wash your hands thoroughly and frequently or use hand sanitizer
- Follow the current COVID 19 guidelines to prevent further spread
- Stay Safe. Stay Strong. Get Vaccinated



Even After Getting Vaccinated Keep Taking Precautions to Protect Your Self



**GET VACCINATED**



**WASH YOUR HANDS**



**WEAR A MASK**



**KEEP YOUR DISTANCE**

# The Race Towards Full Vaccination - Weekly Trend

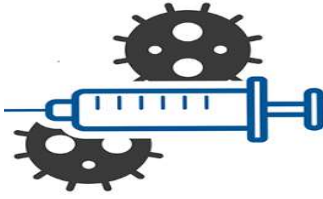
5<sup>th</sup> – 11<sup>th</sup> Feb, 2022

Kerala Administered over

## 3.36 Lakh

COVID Vaccine Doses

in the last 7 days  
(5<sup>th</sup> to 11<sup>th</sup> Feb)



From 5<sup>th</sup> to 11<sup>th</sup> Feb, 2022 on average

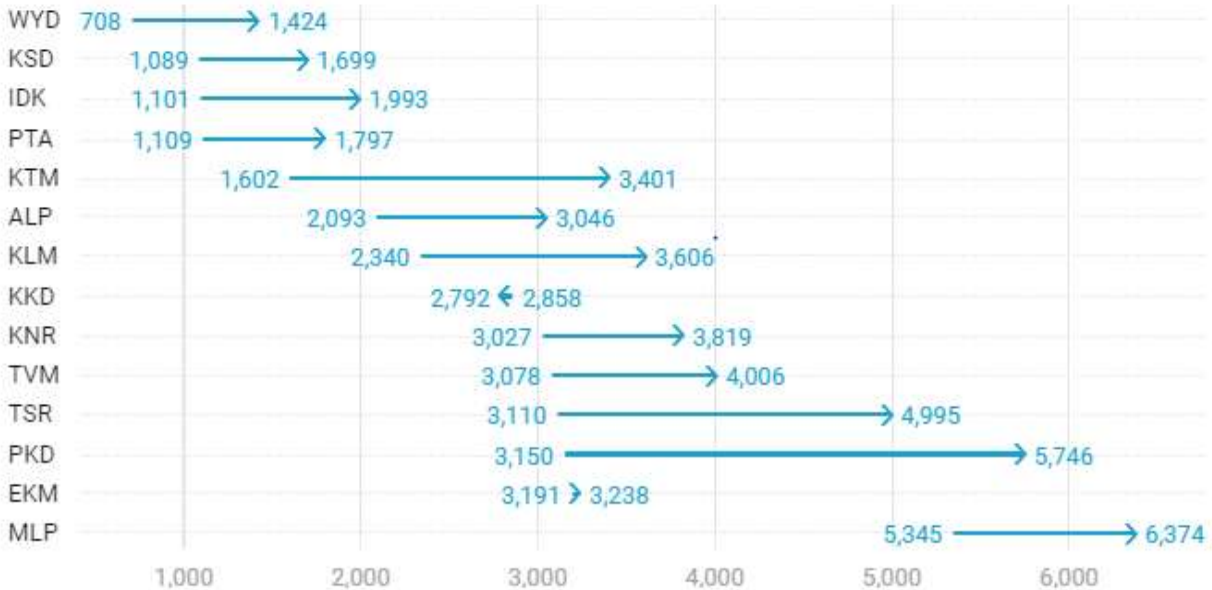
## 0.48 lakh

doses were administered daily.

Average Doses Administered Per day per week (in 1000)



Trend in average per day vaccination for the last two weeks

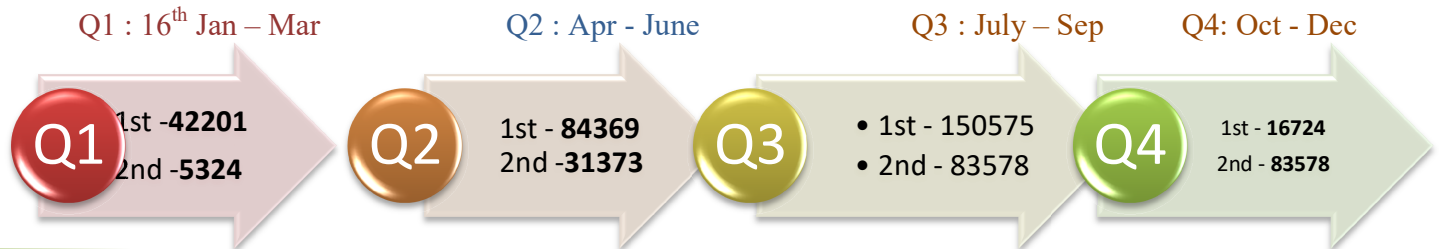


# Race Against Time – Vaccination Quarterly Status

(Q1:16<sup>th</sup> Jan-Mar, Q2: Apr-June, Q3: July-Sep, Q4: Oct - Dec)

## Daily Average Dozes Administered per Quarter

In the first Quarter, only 42201 first dozes and 5324 second dozes were administered daily on average. During the second, third and fourth quarters, the daily vaccination of the first and second dozes increased significantly.



## Vaccination Achievement per Quarter

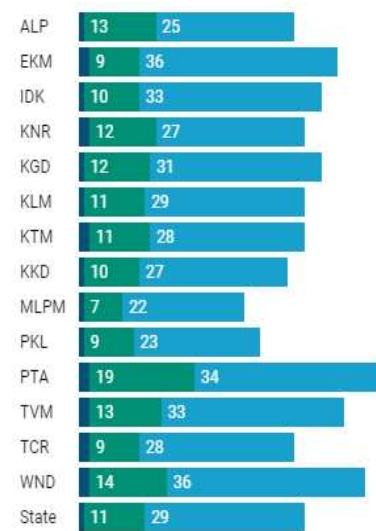
In the third quarter of the immunization drive, 52% of the eligible population (18 + age) in Kerala were given the first dose and 29% the second dose.

■ Q1 ■ Q2 ■ Q3

### First Dose

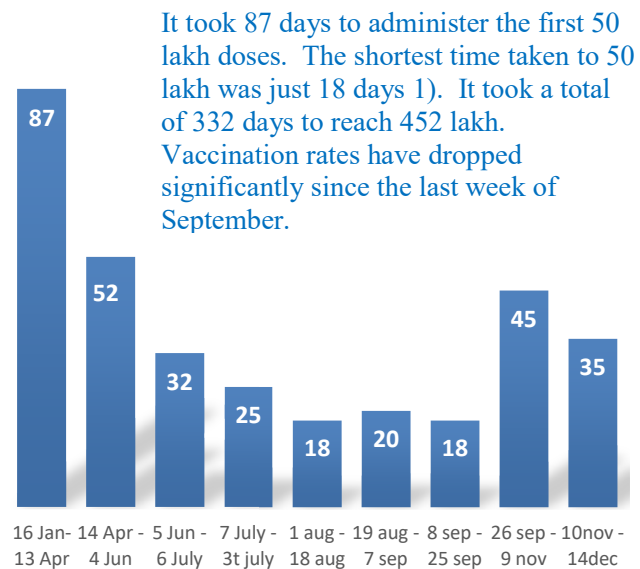


### Second Dose



## Dose Progression

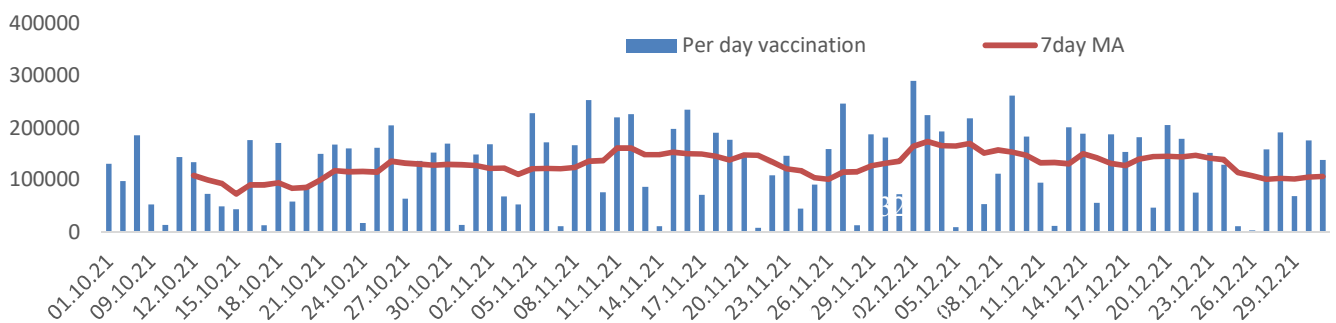
The chart shows the days taken for total COVID-19 Vaccination dozes(both first and second) in Kerala to cross every 50 lakh dose mark



It took 87 days to administer the first 50 lakh doses. The shortest time taken to 50 lakh was just 18 days 1). It took a total of 332 days to reach 452 lakh. Vaccination rates have dropped significantly since the last week of September.

## Vaccine Administered per Day and 7 days Moving Average in Last Quarter (Oct -Dec)

The seven-day moving average of daily dozes in the last quarter showed a peak on December 2<sup>nd</sup> and continued to fluctuate thereafter



## Important Message to the Public

- a. *Infection or infection rate is only a part and disease manifestation of disease is to be monitored*
- b. *Fatality among vaccinated people is very less. Disease severity among vaccinated people is less.*
- c. *People with comorbidity should be careful. Once detected covid positive they should get admitted and do not stay at home.*
- d. *Death among non-vaccinated people, especially people with comorbidity is because of late arrival in hospitals*
- e. *Diabetes and Hypertension together is the most common cause of patient death if they arrive late.*
- f. *Vaccinated people, only if symptomatic are advised to consult Doctor.*
- g. *Non Vaccinated people, if symptomatic, may do RTPCR test*
- h. *Antigen testing is only for emergency purpose*
- i. *Non vaccinated people with co-morbidities to do testing by RTPCR and consult doctor*
- j. *Repeat RTPCR is not needed among the people who are detected COVID positive in the previous 2 months*
- k. *All young person detected positive and at home isolation should do glucose test*

TABLE1.Total Vaccination done in the State as on 14/02/2022 midnight

State Summary (15+ years)-Total doses administered till 15/2/2022 at 12 AM								
District	Target	First Dose	Percent age	Second Dose	Percentage*	Precaution Dose	Percentage	Total doses administered
Alappuzha	1785011	1675322	94%	1501394	84%	70083	52%	32,46,799
Ernakulam	3126405	3203684	102%	2610114	83%	87111	42%	59,00,909
Idukki	920421	928887	101%	753069	82%	18573	32%	17,00,529
Kannur	2011583	2094945	104%	1770106	88%	62922	44%	39,27,973
Kasaragod	1052859	1013525	96%	811413	77%	28787	37%	18,53,725
Kollam	2198745	2153788	98%	1785614	81%	67395	44%	40,06,797
Kottayam	1647422	1616252	98%	1374058	83%	56494	49%	30,46,804
Kozhikode	2642551	2599531	98%	2062908	78%	55094	34%	47,17,533
Malappuram	3229570	3286053	102%	2435289	75%	45617	38%	57,66,959
Palakkad	2273003	2256021	99%	1839310	81%	62729	46%	41,58,060
Pathanamthitta	1085342	1126497	104%	931166	86%	64557	51%	21,22,220
Thiruvananthapuram	2820638	2792846	99%	2331723	83%	107004	46%	52,31,573
Thrissur	2669204	2553490	96%	2269812	85%	84266	55%	49,07,568
Wayanad	688943	722565	105%	607586	88%	24435	34%	13,54,586
<b>Grand Total</b>	<b>28,151,697</b>	<b>2,80,23,406</b>	<b>100%</b>	<b>2,30,83,562</b>	<b>82%</b>	<b>8,35,067</b>	<b>44%</b>	<b>5,19,42,035</b>

TABLE2.Covid-19 Vaccination Center Functional in the State as on 14/02/2022 midnight

DISTRICTS	15+	18+	Total
Alappuzha	62	86	148
Ernakulam	35	82	117
Idukki	8	38	46
Kannur	13	37	50
Kasaragod	0	48	48
Kollam	28	72	100
Kottayam	19	72	91
Kozhikode	15	111	126
Malappuram	47	120	167
Palakkad	12	62	74
Pathanamthitta	60	68	128
Thiruvananthapuram	9	140	149
Thrissur	38	51	89
Wayanad	35	36	71
<b>GrandTotal</b>	<b>381</b>	<b>1023</b>	<b>1404</b>

TABLE3. Health Care Workers Coverage as on 14/02/2022 midnight

<i>DISTRICT</i>	<i>1st DOSE</i>	<i>2nd Dose</i>	<i>% fully vaccinated</i>	<i>Precaution dose</i>	<i>Precaution dose (%) *</i>
<b>Alappuzha</b>	29016	27178	94%	11294	53%
<b>Ernakulam</b>	85559	75537	88%	23777	38%
<b>Idukki</b>	13551	12979	96%	4690	46%
<b>Kannur</b>	40386	37436	93%	15625	51%
<b>Kasaragod</b>	11610	10790	93%	4079	48%
<b>Kollam</b>	36030	33724	94%	12521	48%
<b>Kottayam</b>	38706	36220	94%	13930	50%
<b>Kozhikode</b>	52732	47855	91%	14293	38%
<b>Malappuram</b>	44830	41901	93%	14269	49%
<b>Palakkad</b>	34672	31946	92%	13145	51%
<b>Pathanamthitta</b>	29333	25025	85%	9897	49%
<b>Thiruvananthapuram</b>	73418	66223	90%	22180	42%
<b>Thrissur</b>	51909	49110	95%	22357	57%
<b>Wayanad</b>	13977	13274	95%	5579	49%
<b>Grand Total</b>	<b>555729</b>	<b>509198</b>	<b>92%</b>	<b>187636</b>	<b>47%</b>

1st Dose coverage for HCW is 100%

\*Proportion of beneficiaries who are eligible ( completed 9 months after 2nd dose )

TABLE4. Frontline workers Coverage as on 14/02/2022 midnight

<i>DISTRICT</i>	<i>1st dose</i>	<i>2nd Dose</i>	<i>% fully vaccinated</i>	<i>Precaution dose</i>	<i>Precaution dose(%) *</i>
<b>Alappuzha</b>	39124	36692	94%	10931	38%
<b>Ernakulam</b>	54926	50248	91%	14524	38%
<b>Idukki</b>	22992	21307	93%	4395	28%
<b>Kannur</b>	41378	39920	96%	9459	31%
<b>Kasaragod</b>	24615	22428	91%	5383	30%
<b>Kollam</b>	42233	38741	92%	8121	30%
<b>Kottayam</b>	32139	30560	95%	9224	39%
<b>Kozhikode</b>	55267	52483	95%	6889	18%
<b>Malappuram</b>	53911	51190	95%	9925	27%
<b>Palakkad</b>	48093	45456	95%	12680	36%
<b>Pathanamthitta</b>	25249	22490	89%	5701	33%
<b>Thiruvananthapuram</b>	72989	67450	92%	15770	36%
<b>Thrissur</b>	41903	40693	97%	14622	49%
<b>Wayanad</b>	17019	16077	94%	3460	27%
<b>GrandTotal</b>	<b>571838</b>	<b>535735</b>	<b>94%</b>	<b>131084</b>	<b>33%</b>

1st Dose coverage for FLW is 100%

\*Proportion of beneficiaries who are eligible ( completed 9 months after 2nd dose )



TABLE5.Age-Appropriate Group (45-59 Years) Coverage as on 14/02/2022 midnight

Table 5: Age appropriate group (45-59 years) coverage					
45-59 years Coverage as on		15/02/2022	at 12 AM		
District	Target	1st Dose Coverage	Percentage	2nd Dose Coverage	Percentage fully vaccinated
Alappuzha	535436	438418	82%	410229	77%
Ernakulam	809349	782617	97%	693268	86%
Idukki	237564	246782	104%	217178	91%
Kannur	527295	515147	98%	472889	90%
Kasaragod	253027	251879	100%	222033	88%
Kollam	541201	559263	103%	495052	91%
Kottayam	478470	413652	86%	369113	77%
Kozhikode	658949	653744	99%	572399	87%
Malappuram	733338	721633	98%	613951	84%
Palakkad	614226	546430	89%	489843	80%
Pathanamthitta	264372	281498	106%	249785	94%
Thiruvananthapuram	735836	680659	93%	606090	82%
Thrissur	689418	663131	96%	613963	89%
Wayanad	170537	177060	104%	163511	96%
<b>Grand Total</b>	<b>7249018</b>	<b>69,31,913</b>	<b>96%</b>	<b>61,89,304</b>	<b>85%</b>

TABLE6.Age-Appropriate Group (≥60 Years) Coverage as on 14/02/2022 midnight

Table 6: Age appropriate group (≥ 60 years) coverage							
≥ 60 years Coverage as on		15/02/2022	at 12 AM				
District	Target	1st Dose Coverage	Percentage	2nd Dose Coverage	Percentage fully vaccinated	Precaution dose	%
Alappuzha	424565	428447	101%	396607	93%	47858	57%
Ernakulam	673885	675478	100%	615636	91%	48810	46%
Idukki	193981	194385	100%	171538	88%	9488	29%
Kannur	438602	444038	101%	409038	93%	37838	47%
Kasaragod	182460	181551	100%	159321	87%	19325	38%
Kollam	497558	498982	100%	450249	90%	46753	46%
Kottayam	418008	419154	100%	380126	91%	33340	53%
Kozhikode	526896	528469	100%	474932	90%	33912	39%
Malappuram	477642	487471	102%	428869	90%	21423	39%
Palakkad	437708	439248	100%	397067	91%	36904	49%
Pathanamthitta	311297	311847	100%	278734	90%	48959	54%
Thiruvananthapuram	630465	632169	100%	565566	90%	69054	50%
Thrissur	581781	587393	101%	551907	95%	47287	57%
Wayanad	128009	128231	100%	113784	89%	15396	32%
<b>Grand Total</b>	<b>5922857</b>	<b>59,56,863</b>	<b>101%</b>	<b>53,93,374</b>	<b>91%</b>	<b>5,16,347</b>	<b>47%</b>

TABLE 6. Age-Appropriate Group (18-44Years) Coverage as on 14/02/2022 midnight

18-44 years Coverage as on 15/02/2022 at 12 AM					
District	Target	First Dose		2nd Dose Coverage	Percentage fully vaccinated*
		1st Dose Coverage	Percentage		
Alappuzha	744178	666729	90%	601600	81%
Ernakulam	1470864	1501707	102%	1163457	79%
Idukki	437537	417593	95%	318963	73%
Kannur	947964	959399	101%	784418	83%
Kasaragod	556876	497965	89%	388470	70%
Kollam	1054752	927700	88%	747735	71%
Kottayam	665544	651848	98%	538368	81%
Kozhikode	1313678	1211236	92%	906108	69%
Malappuram	1777378	1814459	102%	1289271	73%
Palakkad	1088327	1079399	99%	851185	78%
Pathanamthitta	460819	441268	96%	340666	74%
Thiruvananthapuram	1309099	1241064	95%	1009570	77%
Thrissur	1274465	1093032	86%	968355	76%
Wayanad	361152	353154	98%	291174	81%
<b>Grand Total</b>	<b>13462633</b>	<b>1,28,56,553</b>	<b>95%</b>	<b>1,01,99,340</b>	<b>76%</b>

\*Among those who have taken first dose

TABLE 7. Age-Appropriate Group (15-17 Years) Coverage as on 14/02/2022 midnight

15-17 years Coverage as on 15/02/2022 at 12 AM					
District	Target	1st Dose Coverage	Percentage	2nd Dose Coverage	Percentage fully vaccinated
Alappuzha	80832	73588	91%	29088	36%
Ernakulam	172307	103397	60%	11968	7%
Idukki	51339	33584	65%	11104	22%
Kannur	97722	94597	97%	26405	27%
Kasaragod	60496	45905	76%	8371	14%
Kollam	105234	89580	85%	20113	19%
Kottayam	85400	60753	71%	19671	23%
Kozhikode	143028	98083	69%	9131	6%
Malappuram	241212	163749	68%	10107	4%
Palakkad	132742	108179	81%	23813	18%
Pathanamthitta	48854	37302	76%	14466	30%
Thiruvananthapuram	145238	92547	64%	16824	12%
Thrissur	123540	116122	94%	45784	37%
Wayanad	29245	33124	113%	9766	33%
<b>Grand Total</b>	<b>1,517,189</b>	<b>11,50,510</b>	<b>75%</b>	<b>2,56,611</b>	<b>17%</b>

TABLE 8.State Summary (18+) as on 14/02/2022 midnight

State Summary (18+) 15-02-2022							at 12 AM	
District	Target	First Dose	Percentage	Second Dose	Percentage*	Precaution Dose	Percentage	
Alappuzha	1704179	1601734	94%	1472306	86%	70083	52%	
Ernakulam	2954098	3100287	105%	2598146	88%	87111	42%	
Idukki	869082	895303	103%	741965	85%	18573	32%	
Kannur	1913861	2000348	105%	1743701	91%	62922	44%	
Kasaragod	992363	967620	98%	803042	81%	28787	37%	
Kollam	2093511	2064208	99%	1765501	84%	67395	44%	
Kottayam	1562022	1555499	100%	1354387	87%	56494	49%	
Kozhikode	2499523	2501448	100%	2053777	82%	55094	34%	
Malappuram	2988358	3122304	104%	2425182	81%	45617	38%	
Palakkad	2140261	2147842	100%	1815497	85%	62729	46%	
Pathanamthitta	1036488	1089195	105%	916700	88%	64557	51%	
Thiruvananthapuram	2675400	2700299	101%	2314899	87%	107004	46%	
Thrissur	2545664	2437368	96%	2224028	87%	84266	55%	
Wayanad	659698	689441	105%	597820	91%	24435	34%	
<b>Grand Total</b>	<b>2,66,34,508</b>	<b>2,68,72,896</b>	<b>101%</b>	<b>2,28,26,951</b>	<b>85%</b>	<b>8,35,067</b>	<b>44%</b>	

\*Revised target population(> 18 years) as per MOHFW is 2.67 crores

\*As per letter from Additional Secretary MOHFW- D O No 2317579/2021/Imm dated 15/09/2021

TABLE 9. Achievement for the day 14/02/2022 midnight

Daily achievement 15-02-2022				
District	First Dose	Second Dose	Precaution dose	Total Doses Administered
Alappuzha	318	4522	2160	7000
Ernakulam	747	5818	1459	8024
Idukki	202	1751	849	2802
Kannur	374	2638	1504	4516
Kasaragod	267	1317	1532	3116
Kollam	572	5512	2660	8744
Kottayam	373	3337	826	4536
Kozhikode	717	4008	1932	6657
Malappuram	2438	7763	1268	11469
Palakkad	746	5816	2813	9375
Pathanamthitta	203	1823	1359	3385
Thiruvananthapuram	412	3037	2181	5630
Thrissur	279	3340	614	4233
Wayanad	202	1754	807	2763
<b>Grand Total</b>	<b>7850</b>	<b>52436</b>	<b>21964</b>	<b>82250</b>

\*\* Vaccine stock details couldn't be downloaded from e-VIN portal as the portal is down.

TABLE9.COVID Vaccination related sites

<a href="mailto:support@cowin.gov.in">support@cowin.gov.in</a> <a href="https://www.cowin.gov.in/home">https://www.cowin.gov.in/home</a> <a href="https://dashboard.kerala.gov.in/">https://dashboard.kerala.gov.in/</a> <a href="https://dhs.kerala.gov.in/https://aogyakeralam.gov.in/https://sha.kerala.gov.in/">https://dhs.kerala.gov.in/https://aogyakeralam.gov.in/https://sha.kerala.gov.in/</a>
---

TABLE10.COVID Vaccination related Helpline numbers

National/State/District	Line1	Line2	Line3
National Helpline	1075	+91 1123978046	0120 4473222
Disha	1056	04712552056	
StateCallCenter	04712309251	04712309252	04712309255
Thiruvananthapuram	9188610100	1077	
Kollam	04742797609	8589015556	
Pathanamthitta	04682222515	04682228220	
Alappuzha	04772239999		
Kottayam	04812565200	04812304800	04812581900
Idukki	18004255640	04862232220	04862233118
Ernakulam	9072303861		
Thrissur	9400066921	9400066922	9400066923
Palakkad	04912505264	04912505189	8943341439
Malappuram	04832733253	04832737858	04832733252
Kozhikode	7594001442		
Wayanad	04936202343	04936202375	9072510900
Kannur	04972700194		
Kasargod	9061076590	9061079244	9061078026