



കേരള സർക്കാർ

COVID-19 OUTBREAK CONTROL AND PREVENTION STATE  
CELL HEALTH & FAMILY WELFARE DEPARTMENT  
Govt of Kerala  
[www.health.kerala.gov.in](http://www.health.kerala.gov.in)

[www.dhs.kerala.gov.in](http://www.dhs.kerala.gov.in)

[controlroomdhskerala@gmail.com](mailto:controlroomdhskerala@gmail.com)

**KeralaHEALTH-COVID-19 DAILY VACCINATION BULLETIN**

**Date: 15/02/2022**

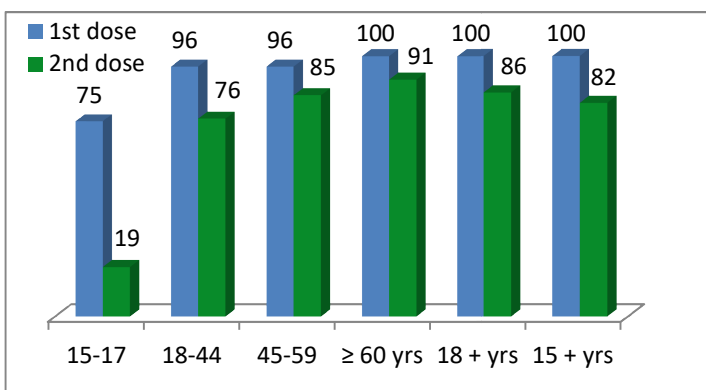
**OUR HEALTH OUR RESPONSIBILITY  
VACCINE ADVISORY**

- *People who are vaccinated with Covid Vaccine are reported to have reduced Covid related ICU admissions, serious disease and death.*
- *Early vaccination is useful to safeguard our life from this deadly disease.*
- *Vaccination sessions are planned as per the availability of vaccine. All are requested to cooperate.*
- *After receiving the first dose, second dose of Covishield vaccine is to be taken between 12–16 weeks and second dose of Covaxin between 4–6 weeks.*
- *Covid vaccination is currently available to all above the age of 18*
- *Vaccination is available free of cost in all Government covid vaccination centers, and at a nominal rate (as per the GoI order F.No.2079203/2021/Immunization) in selected private Hospitals.*
- **ENSURE ALL YOUR ELIGIBLE FAMILY MEMBERS ARE PROTECTED BY RECEIVING ANY OF THE AVAILABLE COVID VACCINE.**
- **“BOTH COVAXIN AND COVISHIELD ARE EQUALLY EFFECTIVE AND SAFE”**
- **“BE FULLY PROTECTED – GET THE SECOND DOSE AT YOUR SCHEDULED TIME”**

### ANALYSIS

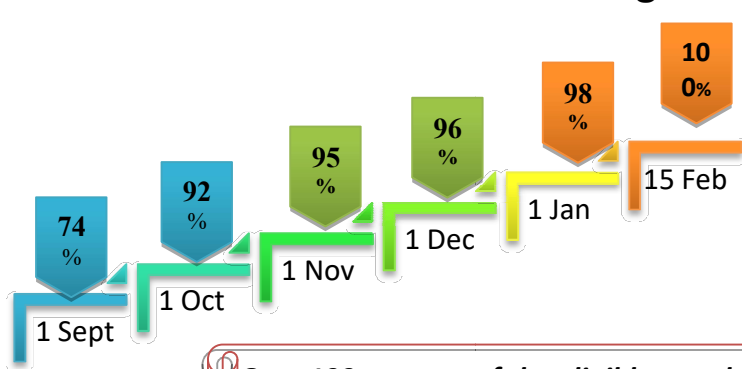
COVID-19 mass vaccinations are showing signs of preventing illness and steep decline in cases and hospital admissions in countries which done vaccination. Kerala started its vaccination for health care workers from January 16, 2021. The COVID-19 Vaccines Operational Guidelines issued by the Ministry of Health and Family Welfare, Govt. of India, 28th December 2020 and all subsequent Guidelines issued by Ministry of Health and Family Welfare, Govt of India are followed at the sites and all vaccination lanes

### Summary of COVID Vaccine Administered as on 15-02-2022 midnight



- 100%** of eligible population vaccinated with a single dose till February 15
- 82%** of eligible population vaccinated with double dose till February 15
- State has vaccinated about **75%** of children aged 15 - 17 years with a single dose

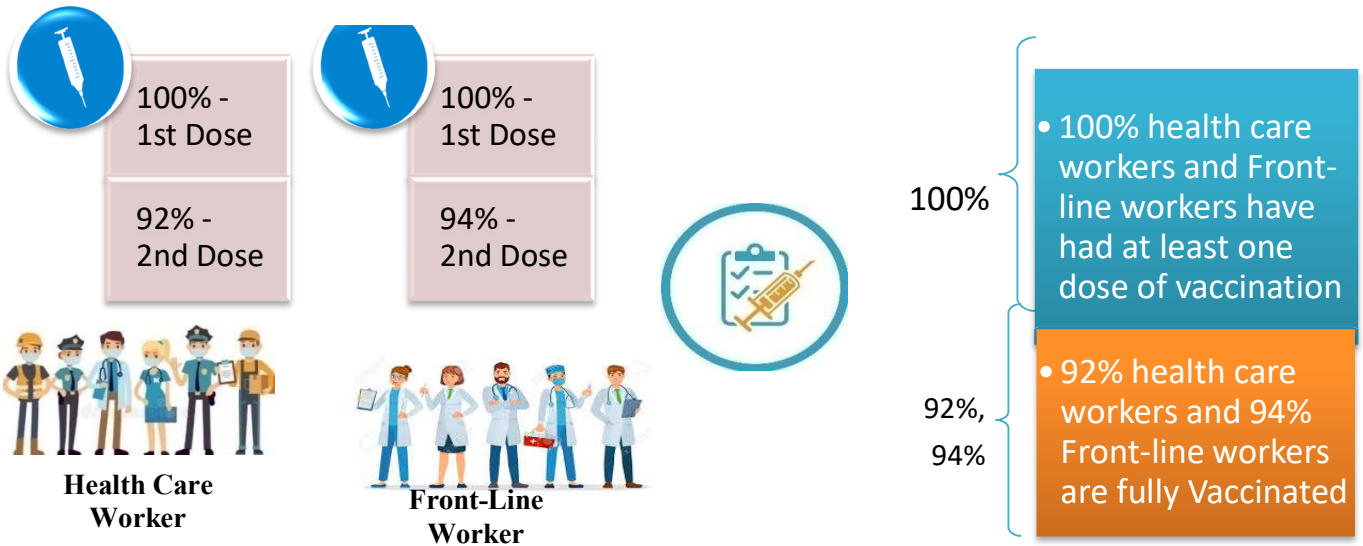
### Time Line of Vaccination Coverage



Kerala began administration of COVID 19 Vaccines on 16<sup>th</sup> January, 2021. As of 15<sup>th</sup> February 2022, Kerala has administered over 51 million doses overall, including first and second doses of vaccines.

**Over 100 per cent of the eligible population (15 + years) in Kerala has been administered the first dose of the Covid-19 vaccine. The state has achieved the target within 396 days since the beginning of the vaccination drive on January 16, 2021**

## Health Care Workers & Front-line Workers Vaccinated



### Are You Vaccinated? You Still Need to Practice: SMS

- Even after vaccination, follow COVID appropriate behavior
- Practice Social Distancing and greet without physical contact
- Always wear clean face mask
- Wash your hands thoroughly and frequently or use hand sanitizer
- Follow the current COVID 19 guidelines to prevent further spread
- Stay Safe. Stay Strong. Get Vaccinated



Even After Getting Vaccinated Keep Taking Precautions to Protect Your Self



# The Race Towards Full Vaccination - Weekly Trend

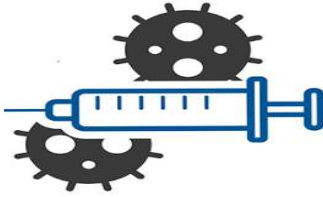
5<sup>th</sup> – 11<sup>th</sup> Feb, 2022

Kerala Administered over

## 3.36 Lakh

COVID Vaccine Doses

in the last 7 days  
(5<sup>th</sup> to 11<sup>th</sup> Feb)



From 5<sup>th</sup> to 11<sup>th</sup> Feb, 2022 on average

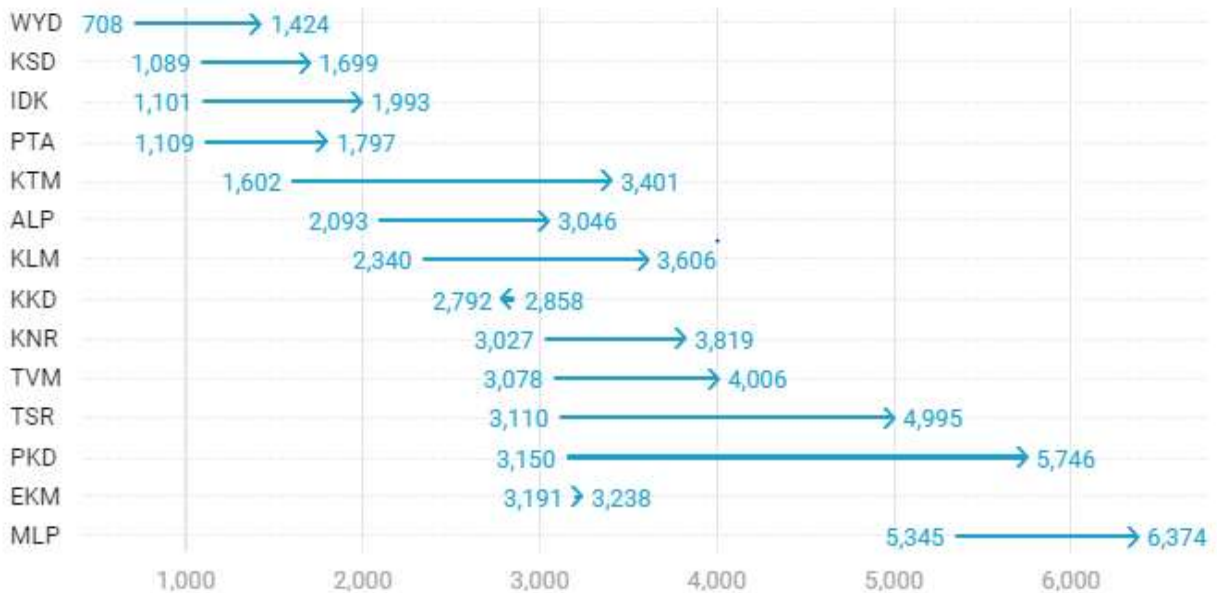
## 0.48 lakh

doses were administered daily.

Average Doses Administered Per day per week (in 1000)



Trend in average per day vaccination for the last two weeks



# Race Against Time – Vaccination Quarterly Status

(Q1:16<sup>th</sup> Jan-Mar, Q2: Apr-June, Q3: July-Sep, Q4: Oct - Dec)

## Daily Average Dozes Administered per Quarter

In the first Quarter, only 42201 first dozes and 5324 second dozes were administered daily on average. During the second, third and fourth quarters, the daily vaccination of the first and second dozes increased significantly.



## Vaccination Achievement per Quarter

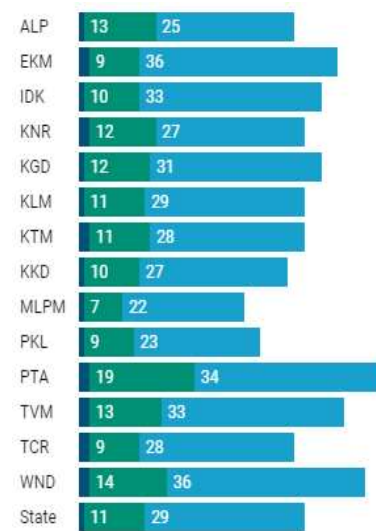
In the third quarter of the immunization drive, 52% of the eligible population (18 + age) in Kerala were given the first dose and 29% the second dose.

■ Q1 ■ Q2 ■ Q3

### First Dose

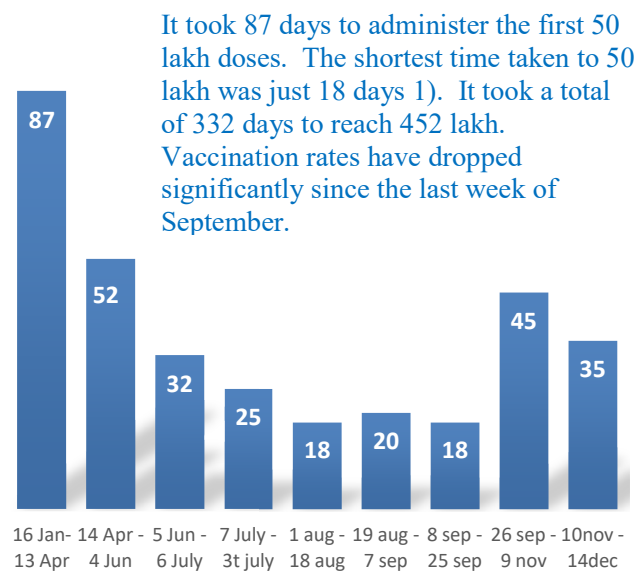


### Second Dose



## Dose Progression

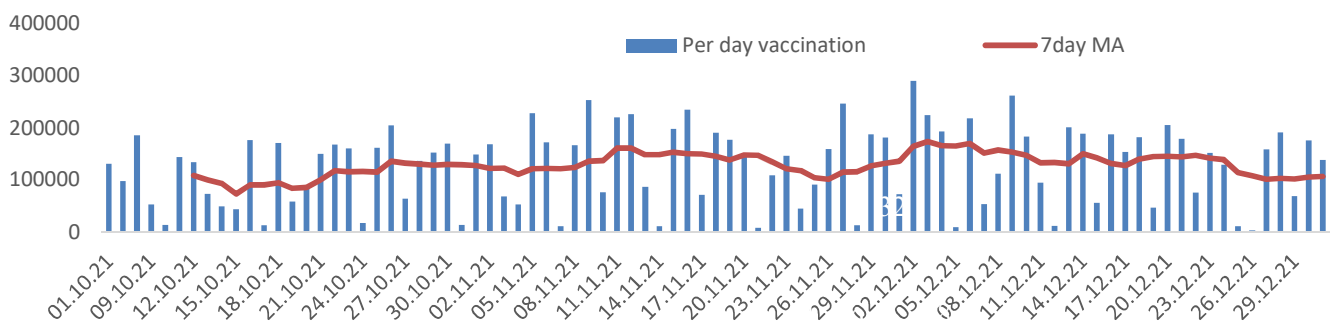
The chart shows the days taken for total COVID-19 Vaccination doses(both first and second) in Kerala to cross every 50 lakh dose mark



It took 87 days to administer the first 50 lakh doses. The shortest time taken to 50 lakh was just 18 days 1). It took a total of 332 days to reach 452 lakh. Vaccination rates have dropped significantly since the last week of September.

## Vaccine Administered per Day and 7 days Moving Average in Last Quarter (Oct -Dec)

The seven-day moving average of daily doses in the last quarter showed a peak on December 2<sup>nd</sup> and continued to fluctuate thereafter



## Important Message to the Public

- a. *Infection or infection rate is only a part and disease manifestation of disease is to be monitored*
- b. *Fatality among vaccinated people is very less. Disease severity among vaccinated people is less.*
- c. *People with comorbidity should be careful. Once detected covid positive they should get admitted and do not stay at home.*
- d. *Death among non-vaccinated people, especially people with comorbidity is because of late arrival in hospitals*
- e. *Diabetes and Hypertension together is the most common cause of patient death if they arrive late.*
- f. *Vaccinated people, only if symptomatic are advised to consult Doctor.*
- g. *Non Vaccinated people, if symptomatic, may do RTPCR test*
- h. *Antigen testing is only for emergency purpose*
- i. *Non vaccinated people with co-morbidities to do testing by RTPCR and consult doctor*
- j. *Repeat RTPCR is not needed among the people who are detected COVID positive in the previous 2 months*
- k. *All young person detected positive and at home isolation should do glucose test*

TABLE1.Total Vaccination done in the State as on 15/02/2022 midnight

State Summary (15+ years)-Total doses administered till 16/2/2022 at 12 AM								
District	Target	First Dose	Percent age	Second Dose	Percentage*	Precaution Dose	Percentage	Total doses administered
Alappuzha	1785011	1675381	94%	1501973	84%	70190	53%	32,47,544
Ernakulam	3126405	3204435	102%	2616516	84%	88362	43%	59,09,313
Idukki	920421	929072	101%	755190	82%	18797	32%	17,03,059
Kannur	2011583	2095776	104%	1776522	88%	64238	45%	39,36,536
Kasaragod	1052859	1013865	96%	813726	77%	29091	38%	18,56,682
Kollam	2198745	2154309	98%	1790338	81%	68682	45%	40,13,329
Kottayam	1647422	1616573	98%	1377421	84%	57255	50%	30,51,249
Kozhikode	2642551	2600537	98%	2068249	78%	55501	34%	47,24,287
Malappuram	3229570	3287681	102%	2441391	76%	46638	39%	57,75,710
Palakkad	2273003	2256813	99%	1845174	81%	64770	48%	41,66,757
Pathanamthitta	1085342	1126681	104%	933237	86%	65344	51%	21,25,262
Thiruvananthapuram	2820638	2793190	99%	2334740	83%	108600	46%	52,36,530
Thrissur	2669204	2554054	96%	2276044	85%	85463	56%	49,15,561
Wayanad	688943	722677	105%	608500	88%	24766	34%	13,55,943
<b>Grand Total</b>	<b>28,151,697</b>	<b>2,80,31,044</b>	<b>100%</b>	<b>2,31,39,021</b>	<b>82%</b>	<b>8,47,697</b>	<b>45%</b>	<b>5,20,17,762</b>

TABLE2.Covid-19 Vaccination Center Functional in the State as on 15/02/2022 midnight

DISTRICTS	15+	18+	Total
Alappuzha	0	10	10
Ernakulam	39	84	123
Idukki	15	19	34
Kannur	38	35	73
Kasaragod	24	25	49
Kollam	29	43	72
Kottayam	16	60	76
Kozhikode	91	22	113
Malappuram	33	71	104
Palakkad	18	59	77
Pathanamthitta	61	68	129
Thiruvananthapuram	17	132	149
Thrissur	82	105	187
Wayanad	35	35	70
<b>GrandTotal</b>	<b>498</b>	<b>768</b>	<b>1266</b>

TABLE3. Health Care Workers Coverage as on 15/02/2022 midnight

<b>DISTRICT</b>	<b>1st DOSE</b>	<b>2nd Dose</b>	<b>% fully vaccinated</b>	<b>Precaution dose</b>	<b>Precaution dose (%) *</b>
<b>Alappuzha</b>	29016	27178	94%	11325	53%
<b>Ernakulam</b>	85559	75543	88%	23922	39%
<b>Idukki</b>	13551	12979	96%	4705	46%
<b>Kannur</b>	40386	37438	93%	15700	52%
<b>Kasaragod</b>	11610	10791	93%	4085	48%
<b>Kollam</b>	36031	33727	94%	12607	48%
<b>Kottayam</b>	38706	36222	94%	13991	50%
<b>Kozhikode</b>	52732	47858	91%	14379	39%
<b>Malappuram</b>	44831	41905	93%	14374	50%
<b>Palakkad</b>	34672	31950	92%	13258	52%
<b>Pathanamthitta</b>	29334	25027	85%	9931	49%
<b>Thiruvananthapuram</b>	73418	66225	90%	22293	43%
<b>Thrissur</b>	51909	49110	95%	22442	57%
<b>Wayanad</b>	13977	13274	95%	5588	49%
<b>Grand Total</b>	<b>555732</b>	<b>509227</b>	<b>92%</b>	<b>188600</b>	<b>47%</b>

1st Dose coverage for HCW is 100%

\*Proportion of beneficiaries who are eligible ( completed 9 months after 2nd dose )

TABLE4. Frontline workers Coverage as on 15/02/2022 midnight

<b>DISTRICT</b>	<b>1st dose</b>	<b>2nd Dose</b>	<b>% fully vaccinated</b>	<b>Precaution dose</b>	<b>Precaution dose(%) *</b>
<b>Alappuzha</b>	39124	36692	94%	10935	38%
<b>Ernakulam</b>	54926	50251	91%	14593	38%
<b>Idukki</b>	22992	21307	93%	4413	29%
<b>Kannur</b>	41378	39920	96%	9576	31%
<b>Kasaragod</b>	24615	22429	91%	5397	31%
<b>Kollam</b>	42233	38750	92%	8202	31%
<b>Kottayam</b>	32139	30561	95%	9263	39%
<b>Kozhikode</b>	55267	52484	95%	6910	18%
<b>Malappuram</b>	53912	51196	95%	10027	28%
<b>Palakkad</b>	48093	45462	95%	12829	37%
<b>Pathanamthitta</b>	25249	22491	89%	5730	33%
<b>Thiruvananthapuram</b>	72989	67459	92%	16097	37%
<b>Thrissur</b>	41903	40694	97%	14734	49%
<b>Wayanad</b>	17019	16077	94%	3473	27%
<b>GrandTotal</b>	<b>571839</b>	<b>535773</b>	<b>94%</b>	<b>132179</b>	<b>34%</b>

1st Dose coverage for FLW is 100%

\*Proportion of beneficiaries who are eligible ( completed 9 months after 2nd dose )



TABLE5.Age-Appropriate Group (45-59 Years) Coverage as on 15/02/2022 midnight

Table 5: Age appropriate group (45-59 years) coverage					
45-59 years Coverage as on			16/02/2022	at 12 AM	
District	Target	1st Dose Coverage	Percentage	2nd Dose Coverage	Percentage fully vaccinated
Alappuzha	535436	438425	82%	410267	77%
Ernakulam	809349	782650	97%	693573	86%
Idukki	237564	246784	104%	217213	91%
Kannur	527295	515172	98%	473088	90%
Kasaragod	253027	251882	100%	222067	88%
Kollam	541201	559288	103%	495293	92%
Kottayam	478470	413674	86%	369309	77%
Kozhikode	658949	653756	99%	572506	87%
Malappuram	733338	721690	98%	614534	84%
Palakkad	614226	546478	89%	490371	80%
Pathanamthitta	264372	281508	106%	249842	95%
Thiruvananthapuram	735836	680694	93%	606353	82%
Thrissur	689418	663166	96%	614380	89%
Wayanad	170537	177062	104%	163523	96%
<b>Grand Total</b>	<b>7249018</b>	<b>69,32,229</b>	<b>96%</b>	<b>61,92,319</b>	<b>85%</b>

TABLE6.Age-Appropriate Group (≥60 Years) Coverage as on 15/02/2022 midnight

Table 6: Age appropriate group (≥ 60 years) coverage							
≥ 60 years Coverage as on			16/02/2022	at 12 AM			
District	Target	1st Dose Coverage	Percentage	2nd Dose Coverage	Percentage fully vaccinated	Precaution dose	%
Alappuzha	424565	428456	101%	396659	93%	47930	57%
Ernakulam	673885	675494	100%	615766	91%	49847	47%
Idukki	193981	194390	100%	171573	88%	9679	30%
Kannur	438602	444051	101%	409138	93%	38962	48%
Kasaragod	182460	181554	100%	159351	87%	19609	39%
Kollam	497558	499004	100%	450424	91%	47873	48%
Kottayam	418008	419174	100%	380264	91%	34001	54%
Kozhikode	526896	528489	100%	475019	90%	34212	38%
Malappuram	477642	487505	102%	429082	90%	22237	40%
Palakkad	437708	439282	100%	397322	91%	38683	51%
Pathanamthitta	311297	311858	100%	278800	90%	49683	55%
Thiruvananthapuram	630465	632191	100%	565728	90%	70210	50%
Thrissur	581781	587434	101%	552103	95%	48287	58%
Wayanad	128009	128234	100%	113800	89%	15705	33%
<b>Grand Total</b>	<b>5922857</b>	<b>59,57,116</b>	<b>101%</b>	<b>53,95,029</b>	<b>91%</b>	<b>5,26,918</b>	<b>48%</b>

TABLE 6. Age-Appropriate Group (18-44Years) Coverage as on 15/02/2022 midnight

18-44 years Coverage as on 16/02/2022 at 12 AM					
District	Target	First Dose		2nd Dose Coverage	Percentage fully vaccinated*
		1st Dose Coverage	Percentage		
Alappuzha	744178	666755	90%	601794	81%
Ernakulam	1470864	1501992	102%	1165938	79%
Idukki	437537	417677	95%	319703	73%
Kannur	947964	959626	101%	786387	83%
Kasaragod	556876	498059	89%	389108	70%
Kollam	1054752	927880	88%	749583	71%
Kottayam	665544	651968	98%	539675	81%
Kozhikode	1313678	1211487	92%	907835	69%
Malappuram	1777378	1815190	102%	1292661	73%
Palakkad	1088327	1079812	99%	854069	78%
Pathanamthitta	460819	441323	96%	341286	74%
Thiruvananthapuram	1309099	1241232	95%	1010984	77%
Thrissur	1274465	1093237	86%	970376	76%
Wayanad	361152	353189	98%	291513	81%
<b>Grand Total</b>	<b>13462633</b>	<b>1,28,59,427</b>	<b>96%</b>	<b>1,02,20,912</b>	<b>76%</b>

\*Among those who have taken first dose

TABLE 7. Age-Appropriate Group (15-17 Years) Coverage as on 15/02/2022 midnight

15-17 years Coverage as on 16/02/2022 at 12 AM					
District	Target	1st Dose Coverage	Percentage	2nd Dose Coverage	Percentage fully vaccinated
Alappuzha	80832	73605	91%	29383	36%
Ernakulam	172307	103814	60%	15445	9%
Idukki	51339	33678	66%	12415	24%
Kannur	97722	95163	97%	30551	31%
Kasaragod	60496	46145	76%	9980	16%
Kollam	105234	89873	85%	22561	21%
Kottayam	85400	60912	71%	21390	25%
Kozhikode	143028	98806	69%	12547	9%
Malappuram	241212	164553	68%	12013	5%
Palakkad	132742	108476	82%	26000	20%
Pathanamthitta	48854	37409	77%	15791	32%
Thiruvananthapuram	145238	92666	64%	17991	12%
Thrissur	123540	116405	94%	49381	40%
Wayanad	29245	33196	114%	10313	35%
<b>Grand Total</b>	<b>1,517,189</b>	<b>11,54,701</b>	<b>75%</b>	<b>285761</b>	<b>19%</b>

TABLE 8.State Summary (18+) as on 15/02/2022 midnight

State Summary (18+) 16-02-2022							at 12 AM	
District	Target	First Dose	Percentage	Second Dose	Percentage*	Precaution Dose	Percentage	
Alappuzha	1704179	1601776	94%	1472590	86%	70190	53%	
Ernakulam	2954098	3100621	105%	2601071	88%	88362	43%	
Idukki	869082	895394	103%	742775	85%	18797	32%	
Kannur	1913861	2000613	105%	1745971	91%	64238	45%	
Kasaragod	992363	967720	98%	803746	81%	29091	38%	
Kollam	2093511	2064436	99%	1767777	84%	68682	45%	
Kottayam	1562022	1555661	100%	1356031	87%	57255	50%	
Kozhikode	2499523	2501731	100%	2055702	82%	55501	34%	
Malappuram	2988358	3123128	105%	2429378	81%	46638	39%	
Palakkad	2140261	2148337	100%	1819174	85%	64770	48%	
Pathanamthitta	1036488	1089272	105%	917446	89%	65344	51%	
Thiruvananthapuram	2675400	2700524	101%	2316749	87%	108600	46%	
Thrissur	2545664	2437649	96%	2226663	87%	85463	56%	
Wayanad	659698	689481	105%	598187	91%	24766	34%	
<b>Grand Total</b>	<b>2,66,34,508</b>	<b>2,68,76,343</b>	<b>101%</b>	<b>2,28,53,260</b>	<b>86%</b>	<b>8,47,697</b>	<b>45%</b>	

\*Revised target population(> 18 years) as per MOHFW is 2.67 crores

\*As per letter from Additional Secretary MOHFW- D O No 2317579/2021/Imm dated 15/09/2021

TABLE 9. Achievement for the day 15/02/2022 midnight

Daily achievement 16-02-2022				
District	First Dose	Second Dose	Precaution dose	Total Doses Administered
Alappuzha	59	579	107	745
Ernakulam	732	6344	1242	8318
Idukki	185	2121	221	2527
Kannur	831	6414	1315	8560
Kasaragod	340	2313	304	2957
Kollam	521	4724	1287	6532
Kottayam	321	3363	761	4445
Kozhikode	1006	5330	375	6711
Malappuram	1619	6084	1021	8724
Palakkad	782	5849	2039	8670
Pathanamthitta	180	2054	724	2958
Thiruvananthapuram	344	3017	1595	4956
Thrissur	564	6232	1197	7993
Wayanad	112	914	331	1357
<b>Grand Total</b>	<b>7596</b>	<b>55338</b>	<b>12519</b>	<b>75453</b>

\*\* Vaccine stock details couldn't be downloaded from e-VIN portal as the portal is down.

TABLE9.COVID Vaccination related sites

<a href="mailto:support@cowin.gov.in">support@cowin.gov.in</a> <a href="https://www.cowin.gov.in/home">https://www.cowin.gov.in/home</a> <a href="https://dashboard.kerala.gov.in/">https://dashboard.kerala.gov.in/</a> <a href="https://dhs.kerala.gov.in/https://aogyakeralam.gov.in/https://sha.kerala.gov.in/">https://dhs.kerala.gov.in/https://aogyakeralam.gov.in/https://sha.kerala.gov.in/</a>
---

TABLE10.COVID Vaccination related Helpline numbers

National/State/District	Line1	Line2	Line3
National Helpline	1075	+91 1123978046	0120 4473222
Disha	1056	04712552056	
StateCallCenter	04712309251	04712309252	04712309255
Thiruvananthapuram	9188610100	1077	
Kollam	04742797609	8589015556	
Pathanamthitta	04682222515	04682228220	
Alappuzha	04772239999		
Kottayam	04812565200	04812304800	04812581900
Idukki	18004255640	04862232220	04862233118
Ernakulam	9072303861		
Thrissur	9400066921	9400066922	9400066923
Palakkad	04912505264	04912505189	8943341439
Malappuram	04832733253	04832737858	04832733252
Kozhikode	7594001442		
Wayanad	04936202343	04936202375	9072510900
Kannur	04972700194		
Kasargod	9061076590	9061079244	9061078026