



കേരള സർക്കാർ

COVID-19 OUTBREAK CONTROL AND PREVENTION STATE  
CELL HEALTH & FAMILY WELFARE DEPARTMENT  
Govt of Kerala  
[www.health.kerala.gov.in](http://www.health.kerala.gov.in)

[www.dhs.kerala.gov.in](http://www.dhs.kerala.gov.in)

[controlroomdhskerala@gmail.com](mailto:controlroomdhskerala@gmail.com)

**KeralaHEALTH-COVID-19 DAILY VACCINATION BULLETIN**

**Date: 17/02/2022**

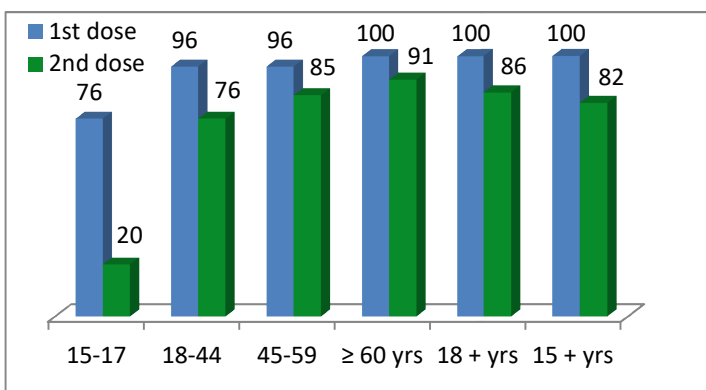
**OUR HEALTH OUR RESPONSIBILITY  
VACCINE ADVISORY**

- *People who are vaccinated with Covid Vaccine are reported to have reduced Covid related ICU admissions, serious disease and death.*
- *Early vaccination is useful to safeguard our life from this deadly disease.*
- *Vaccination sessions are planned as per the availability of vaccine. All are requested to cooperate.*
- *After receiving the first dose, second dose of Covishield vaccine is to be taken between 12–16 weeks and second dose of Covaxin between 4–6 weeks.*
- *Covid vaccination is currently available to all above the age of 18*
- *Vaccination is available free of cost in all Government covid vaccination centers, and at a nominal rate (as per the GoI order F.No.2079203/2021/Immunization) in selected private Hospitals.*
- **ENSURE ALL YOUR ELIGIBLE FAMILY MEMBERS ARE PROTECTED BY RECEIVING ANY OF THE AVAILABLE COVID VACCINE.**
- **“BOTH COVAXIN AND COVISHIELD ARE EQUALLY EFFECTIVE AND SAFE”**
- **“BE FULLY PROTECTED – GET THE SECOND DOSE AT YOUR SCHEDULED TIME”**

### ANALYSIS

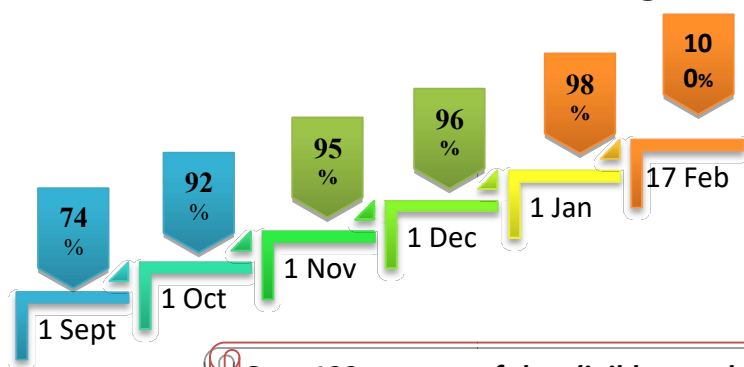
COVID-19 mass vaccinations are showing signs of preventing illness and steep decline in cases and hospital admissions in countries which done vaccination. Kerala started its vaccination for health care workers from January 16, 2021. The COVID-19 Vaccines Operational Guidelines issued by the Ministry of Health and Family Welfare, Govt. of India, 28th December 2020 and all subsequent Guidelines issued by Ministry of Health and Family Welfare, Govt of India are followed at the sites and all vaccination lanes

### Summary of COVID Vaccine Administered as on 17-02-2022 midnight



- 100%** of eligible population vaccinated with a single dose till February 17
- 82%** of eligible population vaccinated with double dose till February 17
- State has vaccinated about **76%** of children aged 15 - 17 years with a single dose

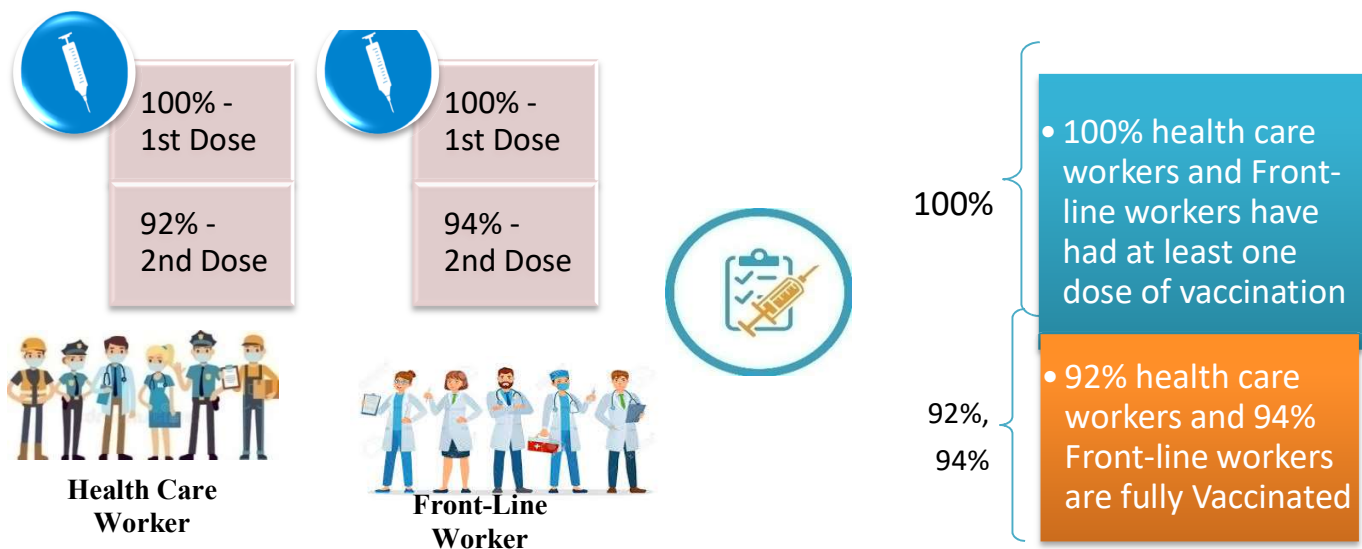
### Time Line of Vaccination Coverage



Kerala began administration of COVID 19 Vaccines on 16<sup>th</sup> January, 2021. As of 17<sup>th</sup> February 2022, Kerala has administered over 52 million doses overall, including first and second doses of vaccines.


**Over 100 per cent of the eligible population (15 + years) in Kerala has been administered the first dose of the Covid-19 vaccine. The state has achieved the target within 398 days since the beginning of the vaccination drive on January 16, 2021**

## Health Care Workers & Front-line Workers Vaccinated



### Are You Vaccinated? You Still Need to Practice: SMS

- Even after vaccination, follow COVID appropriate behavior
- Practice Social Distancing and greet without physical contact
- Always wear clean face mask
- Wash your hands thoroughly and frequently or use hand sanitizer
- Follow the current COVID 19 guidelines to prevent further spread
- Stay Safe. Stay Strong. Get Vaccinated



Even After Getting Vaccinated Keep Taking Precautions to Protect Your Self



# The Race Towards Full Vaccination - Weekly Trend

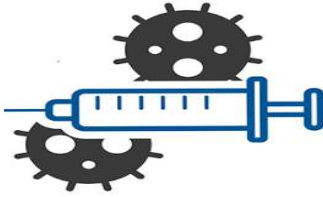
5<sup>th</sup> – 11<sup>th</sup> Feb, 2022

Kerala Administered over

## 3.36 Lakh

COVID Vaccine Doses

in the last 7 days  
(5<sup>th</sup> to 11<sup>th</sup> Feb)



From 5<sup>th</sup> to 11<sup>th</sup> Feb, 2022 on average

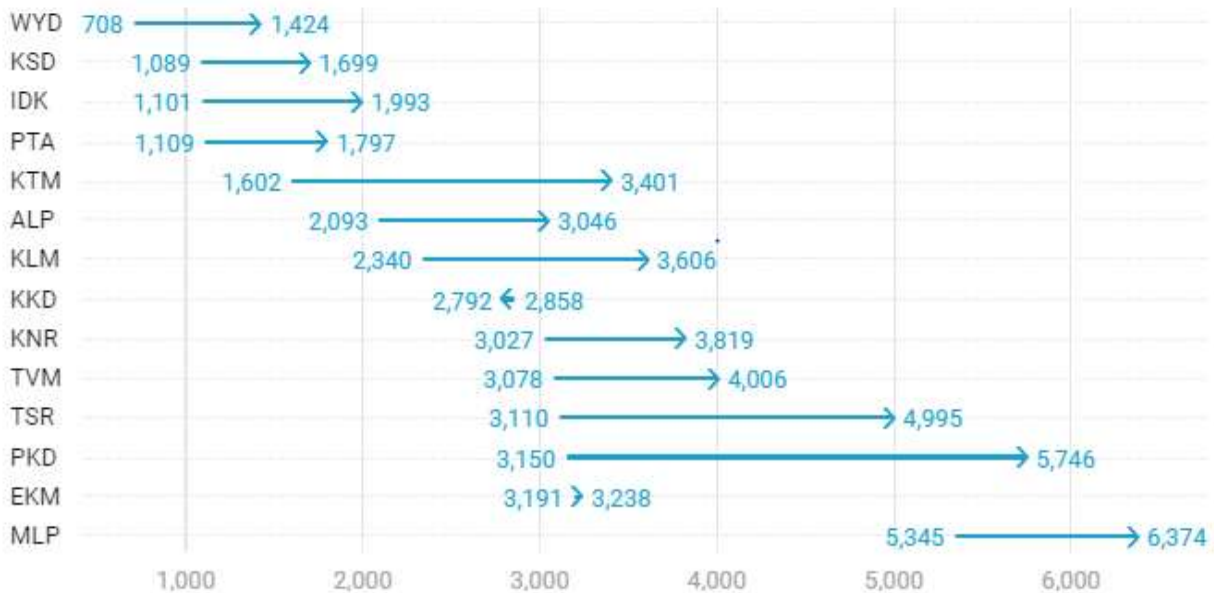
## 0.48 lakh

doses were administered daily.

Average Doses Administered Per day per week (in 1000)



Trend in average per day vaccination for the last two weeks



# Race Against Time – Vaccination Quarterly Status

(Q1:16<sup>th</sup> Jan-Mar, Q2: Apr-June, Q3: July-Sep, Q4: Oct - Dec)

## Daily Average Dozes Administered per Quarter

In the first Quarter, only 42201 first dozes and 5324 second dozes were administered daily on average. During the second, third and fourth quarters, the daily vaccination of the first and second dozes increased significantly.



## Vaccination Achievement per Quarter

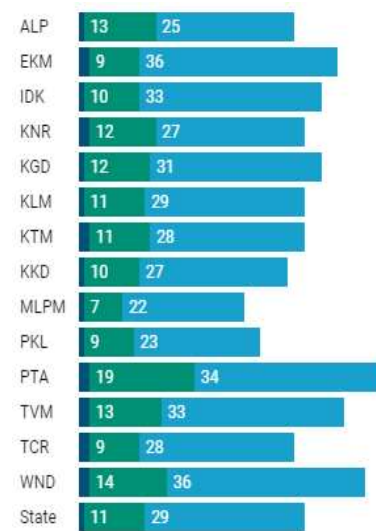
In the third quarter of the immunization drive, 52% of the eligible population (18 + age) in Kerala were given the first dose and 29% the second dose.

■ Q1 ■ Q2 ■ Q3

### First Dose

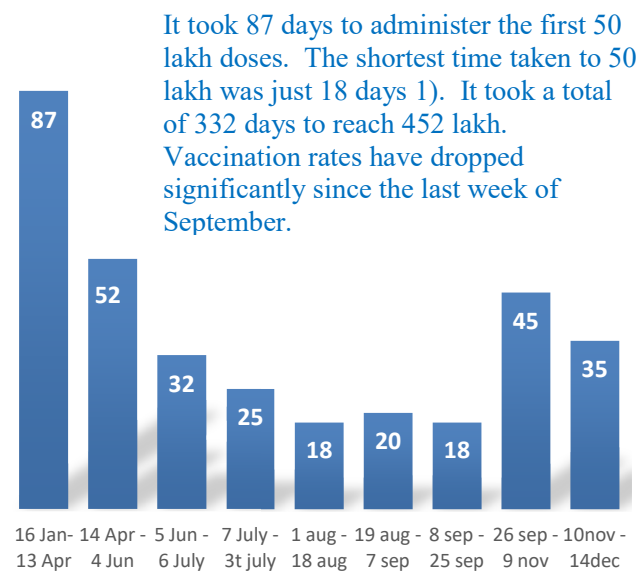


### Second Dose



## Dose Progression

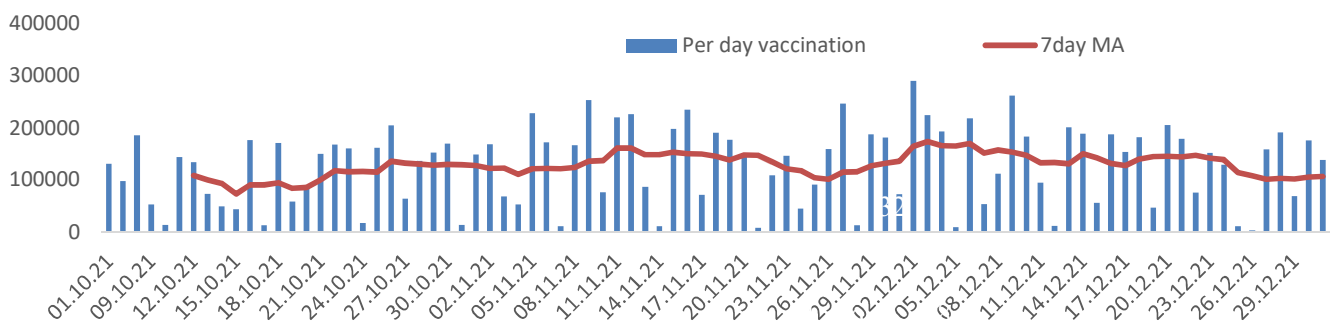
The chart shows the days taken for total COVID-19 Vaccination dozes(both first and second) in Kerala to cross every 50 lakh dose mark



It took 87 days to administer the first 50 lakh doses. The shortest time taken to 50 lakh was just 18 days 1). It took a total of 332 days to reach 452 lakh. Vaccination rates have dropped significantly since the last week of September.

## Vaccine Administered per Day and 7 days Moving Average in Last Quarter (Oct -Dec)

The seven-day moving average of daily dozes in the last quarter showed a peak on December 2<sup>nd</sup> and continued to fluctuate thereafter



## Important Message to the Public

- a. *Infection or infection rate is only a part and disease manifestation of disease is to be monitored*
- b. *Fatality among vaccinated people is very less. Disease severity among vaccinated people is less.*
- c. *People with comorbidity should be careful. Once detected covid positive they should get admitted and do not stay at home.*
- d. *Death among non-vaccinated people, especially people with comorbidity is because of late arrival in hospitals*
- e. *Diabetes and Hypertension together is the most common cause of patient death if they arrive late.*
- f. *Vaccinated people, only if symptomatic are advised to consult Doctor.*
- g. *Non Vaccinated people, if symptomatic, may do RTPCR test*
- h. *Antigen testing is only for emergency purpose*
- i. *Non vaccinated people with co-morbidities to do testing by RTPCR and consult doctor*
- j. *Repeat RTPCR is not needed among the people who are detected COVID positive in the previous 2 months*
- k. *All young person detected positive and at home isolation should do glucose test*

TABLE1.Total Vaccination done in the State as on 17/02/2022 midnight

State Summary (15+ years)-Total doses administered till 18/2/2022 at 12 AM								
District	Target	First Dose	Percent age	Second Dose	Percentage*	Precaution Dose	Percentage	Total doses administered
Alappuzha	1785011	1675679	94%	1505340	84%	71855	54%	32,52,874
Ernakulam	3126405	3205580	103%	2627809	84%	90218	44%	59,23,607
Idukki	920421	929261	101%	756815	82%	19255	33%	17,05,331
Kannur	2011583	2096290	104%	1780571	89%	65710	46%	39,42,571
Kasaragod	1052859	1014186	96%	815701	77%	30208	39%	18,60,095
Kollam	2198745	2154925	98%	1795584	82%	69916	46%	40,20,425
Kottayam	1647422	1617071	98%	1381999	84%	57881	51%	30,56,951
Kozhikode	2642551	2601269	98%	2071888	78%	56694	34%	47,29,851
Malappuram	3229570	3289828	102%	2449730	76%	47685	39%	57,87,243
Palakkad	2273003	2257545	99%	1851286	81%	66630	49%	41,75,461
Pathanamthitta	1085342	1126847	104%	934678	86%	66388	52%	21,27,913
Thiruvananthapuram	2820638	2793414	99%	2336199	83%	109086	46%	52,38,699
Thrissur	2669204	2554403	96%	2279775	85%	86142	56%	49,20,320
Wayanad	688943	722781	105%	609534	88%	25358	35%	13,57,673
<b>Grand Total</b>	<b>28,151,697</b>	<b>2,80,39,079</b>	<b>100%</b>	<b>2,31,96,909</b>	<b>82%</b>	<b>8,63,026</b>	<b>46%</b>	<b>5,20,99,014</b>

TABLE2.Covid-19 Vaccination Center Functional in the State as on 17/02/2022 midnight

DISTRICTS	15+	18+	Total
Alappuzha	45	89	134
Ernakulam	56	89	145
Idukki	12	32	44
Kannur	13	44	57
Kasaragod	0	49	49
Kollam	26	49	75
Kottayam	21	65	86
Kozhikode	9	108	117
Malappuram	32	87	119
Palakkad	13	47	60
Pathanamthitta	62	70	132
Thiruvananthapuram	5	20	25
Thrissur	39	53	92
Wayanad	27	37	64
<b>GrandTotal</b>	<b>360</b>	<b>839</b>	<b>1199</b>

TABLE3. Health Care Workers Coverage as on 17/02/2022 midnight

<i>DISTRICT</i>	<i>1st DOSE</i>	<i>2nd Dose</i>	<i>% fully vaccinated</i>	<i>Precaution dose</i>	<i>Precaution dose (%) *</i>
<b>Alappuzha</b>	29016	27179	94%	11439	53%
<b>Ernakulam</b>	85560	75555	88%	24176	39%
<b>Idukki</b>	13552	12982	96%	4740	46%
<b>Kannur</b>	40387	37442	93%	15818	52%
<b>Kasaragod</b>	11610	10791	93%	4130	48%
<b>Kollam</b>	36031	33730	94%	12692	49%
<b>Kottayam</b>	38706	36223	94%	14083	50%
<b>Kozhikode</b>	52732	47861	91%	14563	39%
<b>Malappuram</b>	44831	41909	93%	14507	50%
<b>Palakkad</b>	34672	31956	92%	13396	52%
<b>Pathanamthitta</b>	29334	25028	85%	9997	49%
<b>Thiruvananthapuram</b>	73418	66231	90%	22364	43%
<b>Thrissur</b>	51909	49111	95%	22525	57%
<b>Wayanad</b>	13977	13274	95%	5701	50%
<b>Grand Total</b>	<b>555735</b>	<b>509272</b>	<b>92%</b>	<b>190131</b>	<b>47%</b>

1st Dose coverage for HCW is 100%

\*Proportion of beneficiaries who are eligible ( completed 9 months after 2nd dose )

TABLE4. Frontline workers Coverage as on 17/02/2022 midnight

<i>DISTRICT</i>	<i>1st dose</i>	<i>2nd Dose</i>	<i>% fully vaccinated</i>	<i>Precaution dose</i>	<i>Precaution dose(%) *</i>
<b>Alappuzha</b>	39124	36695	94%	11033	39%
<b>Ernakulam</b>	54926	50254	91%	14839	39%
<b>Idukki</b>	22992	21308	93%	4441	29%
<b>Kannur</b>	41378	39921	96%	9705	31%
<b>Kasaragod</b>	24615	22432	91%	5453	31%
<b>Kollam</b>	42233	38750	92%	8287	31%
<b>Kottayam</b>	32139	30562	95%	9316	39%
<b>Kozhikode</b>	55267	52485	95%	7005	19%
<b>Malappuram</b>	53912	51200	95%	10136	28%
<b>Palakkad</b>	48095	45468	95%	13003	37%
<b>Pathanamthitta</b>	25249	22495	89%	5758	33%
<b>Thiruvananthapuram</b>	72989	67463	92%	16208	37%
<b>Thrissur</b>	41903	40696	97%	14781	49%
<b>Wayanad</b>	17019	16077	94%	3492	27%
<b>GrandTotal</b>	<b>571841</b>	<b>535806</b>	<b>94%</b>	<b>133457</b>	<b>34%</b>

1st Dose coverage for FLW is 100%

\*Proportion of beneficiaries who are eligible ( completed 9 months after 2nd dose )



TABLE5.Age-Appropriate Group (45-59 Years) Coverage as on 17/02/2022 midnight

Table 5: Age appropriate group (45-59 years) coverage					
45-59 years Coverage as on			18/02/2022	at 12 AM	
District	Target	1st Dose Coverage	Percentage	2nd Dose Coverage	Percentage fully vaccinated
Alappuzha	535436	438455	82%	410561	77%
Ernakulam	809349	782697	97%	693989	86%
Idukki	237564	246794	104%	217303	91%
Kannur	527295	515196	98%	473408	90%
Kasaragod	253027	251907	100%	222192	88%
Kollam	541201	559345	103%	495560	92%
Kottayam	478470	413694	86%	369493	77%
Kozhikode	658949	653809	99%	572905	87%
Malappuram	733338	721782	98%	615380	84%
Palakkad	614226	546531	89%	490843	80%
Pathanamthitta	264372	281524	106%	249927	95%
Thiruvananthapuram	735836	680703	93%	606407	82%
Thrissur	689418	663189	96%	614635	89%
Wayanad	170537	177065	104%	163551	96%
<b>Grand Total</b>	<b>7249018</b>	<b>69,32,691</b>	<b>96%</b>	<b>61,96,154</b>	<b>85%</b>

TABLE6.Age-Appropriate Group (≥60 Years) Coverage as on 17/02/2022 midnight

Table 6: Age appropriate group (≥ 60 years) coverage							
≥ 60 years Coverage as on			18/02/2022	at 12 AM			
District	Target	1st Dose Coverage	Percentage	2nd Dose Coverage	Percentage fully vaccinated	Precaution dose	%
Alappuzha	424565	428485	101%	396854	93%	49383	59%
Ernakulam	673885	675529	100%	615956	91%	51203	48%
Idukki	193981	194410	100%	171675	89%	10074	31%
Kannur	438602	444072	101%	409326	93%	40187	50%
Kasaragod	182460	181566	100%	159411	87%	20625	41%
Kollam	497558	499028	100%	450621	91%	48937	49%
Kottayam	418008	419188	100%	380372	91%	34482	55%
Kozhikode	526896	528525	100%	475254	90%	35126	39%
Malappuram	477642	487563	102%	429409	90%	23042	41%
Palakkad	437708	439329	100%	397623	91%	40231	53%
Pathanamthitta	311297	311869	100%	278874	90%	50633	56%
Thiruvananthapuram	630465	632202	100%	565762	90%	70514	51%
Thrissur	581781	587455	101%	552289	95%	48836	58%
Wayanad	128009	128239	100%	113822	89%	16165	34%
<b>Grand Total</b>	<b>5922857</b>	<b>59,57,460</b>	<b>101%</b>	<b>53,97,248</b>	<b>91%</b>	<b>5,39,438</b>	<b>49%</b>

TABLE 6. Age-Appropriate Group (18-44Years) Coverage as on 17/02/2022 midnight

18-44 years Coverage as on 18/02/2022 at 12 AM					
District	Target	First Dose		2nd Dose Coverage	Percentage fully vaccinated*
		1st Dose Coverage	Percentage		
Alappuzha	744178	666898	90%	603214	81%
Ernakulam	1470864	1502384	102%	1169657	80%
Idukki	437537	417741	95%	320429	73%
Kannur	947964	959916	101%	788176	83%
Kasaragod	556876	498291	89%	390061	70%
Kollam	1054752	928123	88%	751558	71%
Kottayam	665544	652109	98%	541352	81%
Kozhikode	1313678	1211909	92%	909912	69%
Malappuram	1777378	1816150	102%	1297231	73%
Palakkad	1088327	1080231	99%	856767	79%
Pathanamthitta	460819	441398	96%	341842	74%
Thiruvananthapuram	1309099	1241312	95%	1011578	77%
Thrissur	1274465	1093368	86%	971570	76%
Wayanad	361152	353243	98%	291953	81%
<b>Grand Total</b>	<b>13462633</b>	<b>1,28,63,073</b>	<b>96%</b>	<b>1,02,45,300</b>	<b>76%</b>

\*Among those who have taken first dose

TABLE 7. Age-Appropriate Group (15-17 Years) Coverage as on 17/02/2022 midnight

15-17 years Coverage as on 18/02/2022 at 12 AM					
District	Target	1st Dose Coverage	Percentage	2nd Dose Coverage	Percentage fully vaccinated
Alappuzha	80832	73701	91%	30837	38%
Ernakulam	172307	104484	61%	22398	13%
Idukki	51339	33772	66%	13118	26%
Kannur	97722	95341	98%	32298	33%
Kasaragod	60496	46197	76%	10814	18%
Kollam	105234	90165	86%	25365	24%
Kottayam	85400	61235	72%	23997	28%
Kozhikode	143028	99027	69%	13471	9%
Malappuram	241212	165590	69%	14601	6%
Palakkad	132742	108687	82%	28629	22%
Pathanamthitta	48854	37473	77%	16512	34%
Thiruvananthapuram	145238	92790	64%	18758	13%
Thrissur	123540	116579	94%	51474	42%
Wayanad	29245	33238	114%	10857	37%
<b>Grand Total</b>	<b>1,517,189</b>	<b>11,58,279</b>	<b>76%</b>	<b>313129</b>	<b>20%</b>

TABLE 8.State Summary (18+) as on 17/02/2022 midnight

State Summary (18+) 18-02-2022							at 12 AM	
District	Target	First Dose	Percentage	Second Dose	Percentage*	Precaution Dose	Percentage	
Alappuzha	1704179	1601978	94%	1474503	87%	71855	54%	
Ernakulam	2954098	3101096	105%	2605411	88%	90218	44%	
Idukki	869082	895489	103%	743697	86%	19255	33%	
Kannur	1913861	2000949	105%	1748273	91%	65710	46%	
Kasaragod	992363	967989	98%	804887	81%	30208	39%	
Kollam	2093511	2064760	99%	1770219	85%	69916	46%	
Kottayam	1562022	1555836	100%	1358002	87%	57881	51%	
Kozhikode	2499523	2502242	100%	2058417	82%	56694	34%	
Malappuram	2988358	3124238	105%	2435129	81%	47685	39%	
Palakkad	2140261	2148858	100%	1822657	85%	66630	49%	
Pathanamthitta	1036488	1089374	105%	918166	89%	66388	52%	
Thiruvananthapuram	2675400	2700624	101%	2317441	87%	109086	46%	
Thrissur	2545664	2437824	96%	2228301	88%	86142	56%	
Wayanad	659698	689543	105%	598677	91%	25358	35%	
<b>Grand Total</b>	<b>2,66,34,508</b>	<b>2,68,80,800</b>	<b>101%</b>	<b>2,28,83,780</b>	<b>86%</b>	<b>8,63,026</b>	<b>46%</b>	

\*Revised target population(> 18 years) as per MOHFW is 2.67 crores

\*As per letter from Additional Secretary MOHFW- D O No 2317579/2021/Imm dated 15/09/2021

TABLE 9. Achievement for the day 17/02/2022 midnight

Daily achievement 18-02-2022				
District	First Dose	Second Dose	Precaution dose	Total Doses Administered
Alappuzha	263	3159	1552	4974
Ernakulam	973	9868	1445	12286
Idukki	151	1391	356	1898
Kannur	437	3295	1400	5132
Kasaragod	195	891	901	1987
Kollam	488	4263	959	5710
Kottayam	482	4474	598	5554
Kozhikode	512	2711	796	4019
Malappuram	1143	4610	726	6479
Palakkad	568	5266	1617	7451
Pathanamthitta	157	1280	977	2414
Thiruvananthapuram	139	925	128	1192
Thrissur	320	3620	587	4527
Wayanad	59	581	234	874
<b>Grand Total</b>	<b>5887</b>	<b>46334</b>	<b>12276</b>	<b>64497</b>

\*\* Vaccine stock details couldn't be downloaded from e-VIN portal as the portal is down.

TABLE9.COVID Vaccination related sites

<a href="mailto:support@cowin.gov.in">support@cowin.gov.in</a> <a href="https://www.cowin.gov.in/home">https://www.cowin.gov.in/home</a> <a href="https://dashboard.kerala.gov.in/">https://dashboard.kerala.gov.in/</a> <a href="https://dhs.kerala.gov.in/https://aogyakeralam.gov.in/https://sha.kerala.gov.in/">https://dhs.kerala.gov.in/https://aogyakeralam.gov.in/https://sha.kerala.gov.in/</a>
---

TABLE10.COVID Vaccination related Helpline numbers

National/State/District	Line1	Line2	Line3
National Helpline	1075	+91 1123978046	0120 4473222
Disha	1056	04712552056	
StateCallCenter	04712309251	04712309252	04712309255
Thiruvananthapuram	9188610100	1077	
Kollam	04742797609	8589015556	
Pathanamthitta	04682222515	04682228220	
Alappuzha	04772239999		
Kottayam	04812565200	04812304800	04812581900
Idukki	18004255640	04862232220	04862233118
Ernakulam	9072303861		
Thrissur	9400066921	9400066922	9400066923
Palakkad	04912505264	04912505189	8943341439
Malappuram	04832733253	04832737858	04832733252
Kozhikode	7594001442		
Wayanad	04936202343	04936202375	9072510900
Kannur	04972700194		
Kasargod	9061076590	9061079244	9061078026