



കേരള സർക്കാർ

COVID-19 OUTBREAK CONTROL AND PREVENTION STATE
CELL HEALTH & FAMILY WELFARE DEPARTMENT
Govt of Kerala
www.health.kerala.gov.in

www.dhs.kerala.gov.in

controlroomdhskerala@gmail.com

KeralaHEALTH-COVID-19 DAILY VACCINATION BULLETIN

Date: 18/02/2022

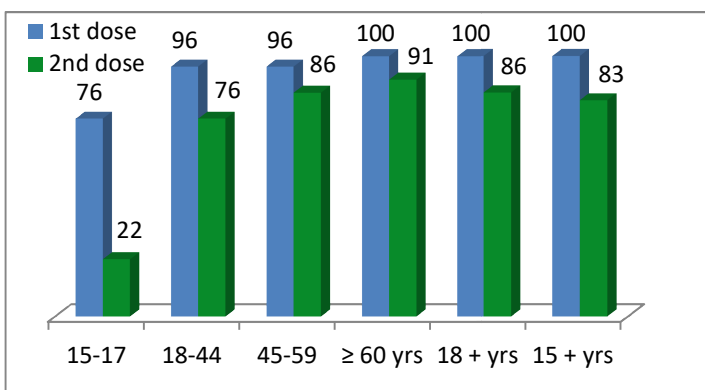
**OUR HEALTH OUR RESPONSIBILITY
VACCINE ADVISORY**

- *People who are vaccinated with Covid Vaccine are reported to have reduced Covid related ICU admissions, serious disease and death.*
- *Early vaccination is useful to safeguard our life from this deadly disease.*
- *Vaccination sessions are planned as per the availability of vaccine. All are requested to cooperate.*
- *After receiving the first dose, second dose of Covishield vaccine is to be taken between 12–16 weeks and second dose of Covaxin between 4–6 weeks.*
- *Covid vaccination is currently available to all above the age of 18*
- *Vaccination is available free of cost in all Government covid vaccination centers, and at a nominal rate (as per the GoI order F.No.2079203/2021/Immunization) in selected private Hospitals.*
- **ENSURE ALL YOUR ELIGIBLE FAMILY MEMBERS ARE PROTECTED BY RECEIVING ANY OF THE AVAILABLE COVID VACCINE.**
- **“BOTH COVAXIN AND COVISHIELD ARE EQUALLY EFFECTIVE AND SAFE”**
- **“BE FULLY PROTECTED – GET THE SECOND DOSE AT YOUR SCHEDULED TIME”**

ANALYSIS

COVID-19 mass vaccinations are showing signs of preventing illness and steep decline in cases and hospital admissions in countries which done vaccination. Kerala started its vaccination for health care workers from January 16, 2021. The COVID-19 Vaccines Operational Guidelines issued by the Ministry of Health and Family Welfare, Govt. of India, 28th December 2020 and all subsequent Guidelines issued by Ministry of Health and Family Welfare, Govt of India are followed at the sites and all vaccination lanes

Summary of COVID Vaccine Administered as on 18-02-2022 midnight



- 100%** of eligible population vaccinated with a single dose till February 18
- 83%** of eligible population vaccinated with double dose till February 18
- State has vaccinated about **76%** of children aged 15 - 17 years with a single dose

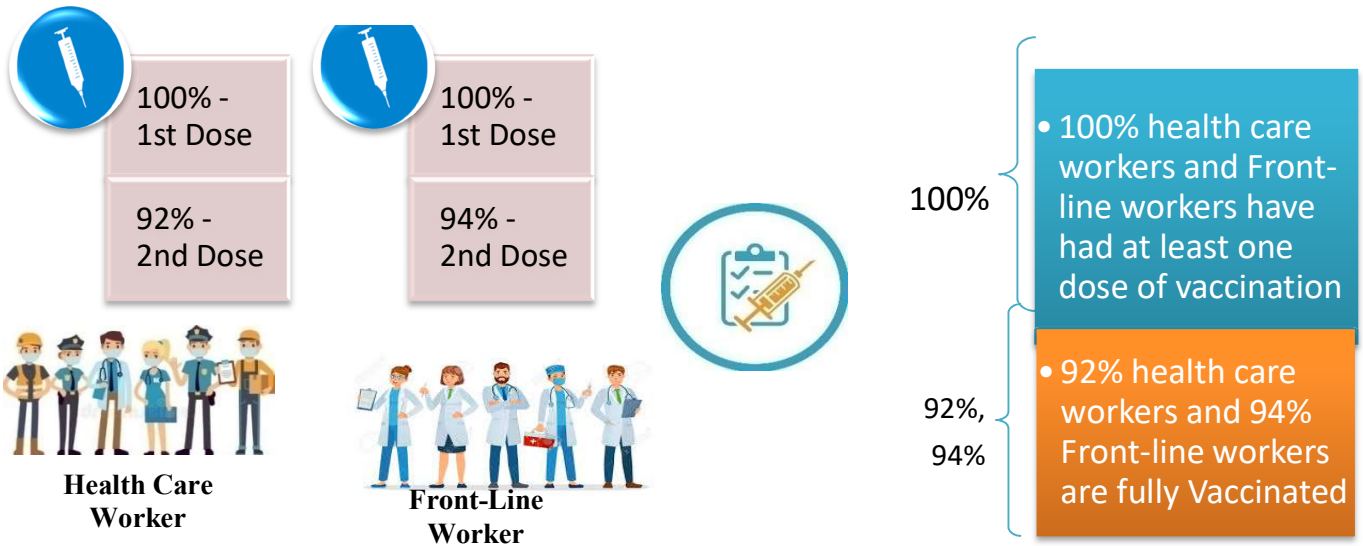
Time Line of Vaccination Coverage



Kerala began administration of COVID 19 Vaccines on 16th January, 2021. As of 18th February 2022, Kerala has administered over 52 million doses overall, including first and second doses of vaccines.

Over 100 per cent of the eligible population (15 + years) in Kerala has been administered the first dose of the Covid-19 vaccine. The state has achieved the target within 399 days since the beginning of the vaccination drive on January 16, 2021

Health Care Workers & Front-line Workers Vaccinated



Are You Vaccinated? You Still Need to Practice: SMS

- Even after vaccination, follow COVID appropriate behavior
- Practice Social Distancing and greet without physical contact
- Always wear clean face mask
- Wash your hands thoroughly and frequently or use hand sanitizer
- Follow the current COVID 19 guidelines to prevent further spread
- Stay Safe. Stay Strong. Get Vaccinated



Even After Getting Vaccinated Keep Taking Precautions to Protect Your Self



The Race Towards Full Vaccination - Weekly Trend

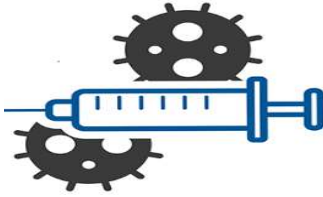
5th – 11th Feb, 2022

Kerala Administered over

3.36 Lakh

COVID Vaccine Doses

in the last 7 days
(5th to 11th Feb)



From 5th to 11th Feb, 2022 on average

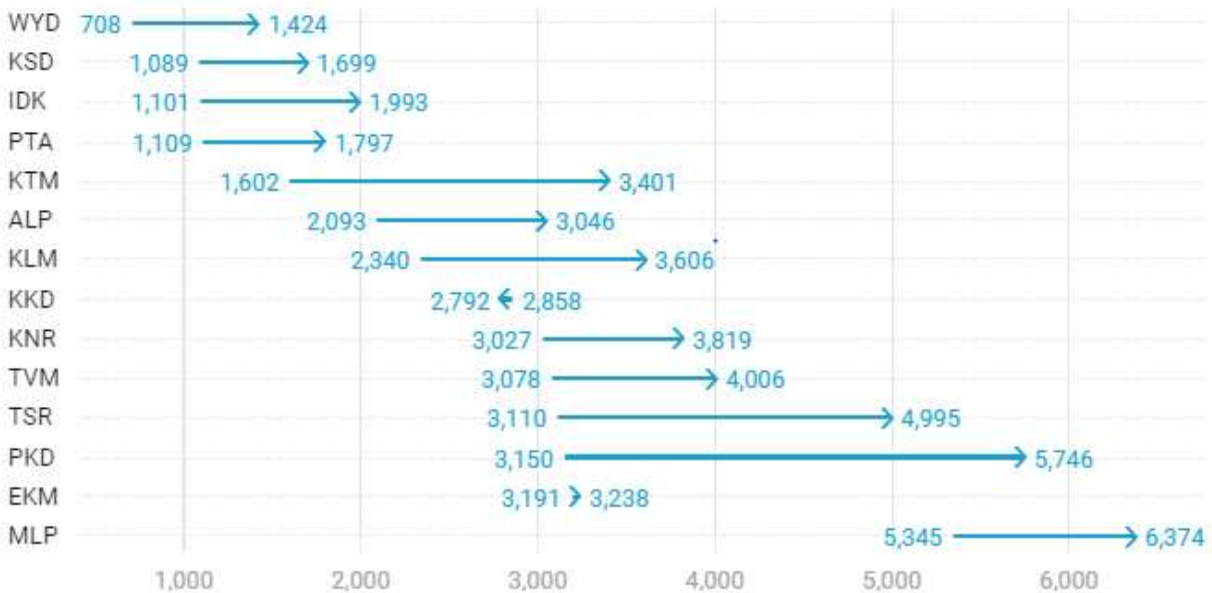
0.48 lakh

doses were administered daily.

Average Doses Administered Per day per week (in 1000)



Trend in average per day vaccination for the last two weeks



Race Against Time – Vaccination Quarterly Status

(Q1:16th Jan-Mar, Q2: Apr-June, Q3: July-Sep, Q4: Oct - Dec)

Daily Average Dozes Administered per Quarter

In the first Quarter, only 42201 first dozes and 5324 second dozes were administered daily on average. During the second, third and fourth quarters, the daily vaccination of the first and second dozes increased significantly.



Vaccination Achievement per Quarter

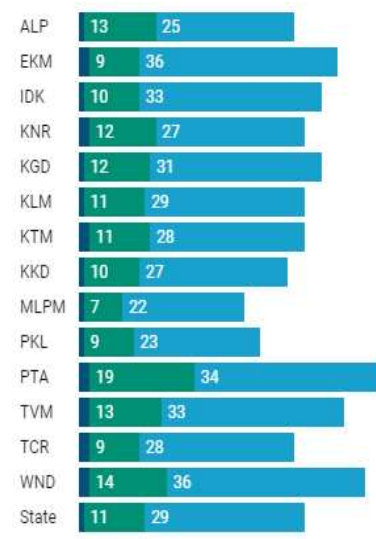
In the third quarter of the immunization drive, 52% of the eligible population (18 + age) in Kerala were given the first dose and 29% the second dose.

■ Q1 ■ Q2 ■ Q3

First Dose

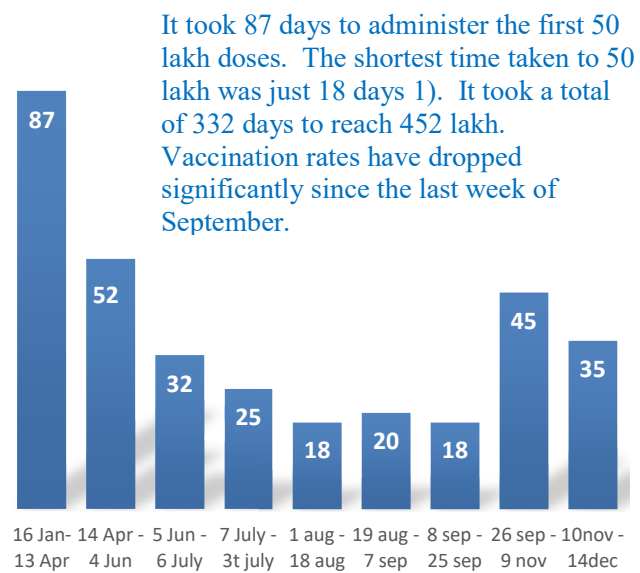


Second Dose



Dose Progression

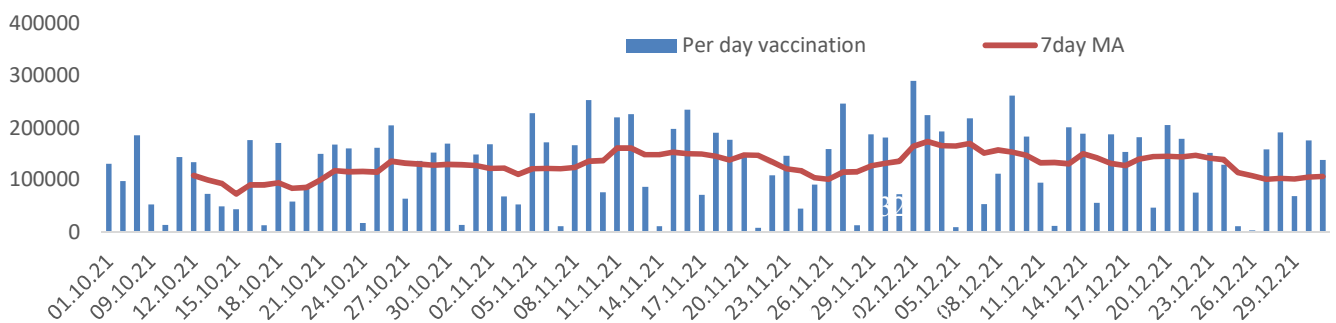
The chart shows the days taken for total COVID-19 Vaccination doses(both first and second) in Kerala to cross every 50 lakh dose mark



It took 87 days to administer the first 50 lakh doses. The shortest time taken to 50 lakh was just 18 days 1). It took a total of 332 days to reach 452 lakh. Vaccination rates have dropped significantly since the last week of September.

Vaccine Administered per Day and 7 days Moving Average in Last Quarter (Oct -Dec)

The seven-day moving average of daily doses in the last quarter showed a peak on December 2nd and continued to fluctuate thereafter



Important Message to the Public

- a. *Infection or infection rate is only a part and disease manifestation of disease is to be monitored*
- b. *Fatality among vaccinated people is very less. Disease severity among vaccinated people is less.*
- c. *People with comorbidity should be careful. Once detected covid positive they should get admitted and do not stay at home.*
- d. *Death among non-vaccinated people, especially people with comorbidity is because of late arrival in hospitals*
- e. *Diabetes and Hypertension together is the most common cause of patient death if they arrive late.*
- f. *Vaccinated people, only if symptomatic are advised to consult Doctor.*
- g. *Non Vaccinated people, if symptomatic, may do RTPCR test*
- h. *Antigen testing is only for emergency purpose*
- i. *Non vaccinated people with co-morbidities to do testing by RTPCR and consult doctor*
- j. *Repeat RTPCR is not needed among the people who are detected COVID positive in the previous 2 months*
- k. *All young person detected positive and at home isolation should do glucose test*

TABLE1.Total Vaccination done in the State as on 18/02/2022 midnight

State Summary (15+ years)-Total doses administered till 19/2/2022 at 12 AM								
District	Target	First Dose	Percent age	Second Dose	Percentage*	Precaution Dose	Percentage	Total doses administered
Alappuzha	1785011	1675714	94%	1505810	84%	72022	54%	32,53,546
Ernakulam	3126405	3206542	103%	2638671	84%	90965	44%	59,36,178
Idukki	920421	929427	101%	757963	82%	19444	33%	17,06,834
Kannur	2011583	2096515	104%	1782074	89%	66716	47%	39,45,305
Kasaragod	1052859	1014465	96%	816317	78%	30436	40%	18,61,218
Kollam	2198745	2155460	98%	1800936	82%	71017	46%	40,27,413
Kottayam	1647422	1617392	98%	1384960	84%	58254	51%	30,60,606
Kozhikode	2642551	2601739	98%	2074752	79%	57551	35%	47,34,042
Malappuram	3229570	3290928	102%	2454180	76%	48239	40%	57,93,347
Palakkad	2273003	2257855	99%	1853822	82%	67812	50%	41,79,489
Pathanamthitta	1085342	1127001	104%	936146	86%	66638	52%	21,29,785
Thiruvananthapuram	2820638	2794098	99%	2341753	83%	110769	47%	52,46,620
Thrissur	2669204	2554887	96%	2284815	86%	87138	57%	49,26,840
Wayanad	688943	722883	105%	610533	89%	25843	36%	13,59,259
Grand Total	28,151,697	2,80,44,906	100%	2,32,42,732	83%	8,72,844	46%	5,21,60,482

TABLE2.Covid-19 Vaccination Center Functional in the State as on 18/02/2022 midnight

DISTRICTS	15+	18+	Total
Alappuzha	0	8	8
Ernakulam	61	70	131
Idukki	10	21	31
Kannur	2	55	57
Kasaragod	8	37	45
Kollam	36	49	85
Kottayam	17	48	65
Kozhikode	11	112	123
Malappuram	15	63	78
Palakkad	17	43	60
Pathanamthitta	61	69	130
Thiruvananthapuram	21	130	151
Thrissur	47	114	161
Wayanad	19	34	53
GrandTotal	325	853	1178

TABLE3. Health Care Workers Coverage as on 18/02/2022 midnight

<i>DISTRICT</i>	<i>1st DOSE</i>	<i>2nd Dose</i>	<i>% fully vaccinated</i>	<i>Precaution dose</i>	<i>Precaution dose (%) *</i>
Alappuzha	29016	27179	94%	11449	53%
Ernakulam	85560	75564	88%	24275	39%
Idukki	13552	12982	96%	4753	46%
Kannur	40387	37445	93%	15890	52%
Kasaragod	11610	10791	93%	4142	48%
Kollam	36032	33731	94%	12755	49%
Kottayam	38706	36224	94%	14140	51%
Kozhikode	52732	47864	91%	14666	39%
Malappuram	44831	41911	93%	14580	50%
Palakkad	34672	31957	92%	13461	52%
Pathanamthitta	29334	25028	85%	10020	49%
Thiruvananthapuram	73419	66240	90%	22481	43%
Thrissur	51909	49113	95%	22641	57%
Wayanad	13977	13274	95%	5733	50%
Grand Total	555737	509303	92%	190986	47%

1st Dose coverage for HCW is 100%

*Proportion of beneficiaries who are eligible (completed 9 months after 2nd dose)

TABLE4. Frontline workers Coverage as on 18/02/2022 midnight

<i>DISTRICT</i>	<i>1st dose</i>	<i>2nd Dose</i>	<i>% fully vaccinated</i>	<i>Precaution dose</i>	<i>Precaution dose(%) *</i>
Alappuzha	39124	36695	94%	11049	39%
Ernakulam	54926	50256	91%	15023	39%
Idukki	22992	21309	93%	4466	29%
Kannur	41378	39921	96%	9758	31%
Kasaragod	24615	22432	91%	5466	31%
Kollam	42233	38755	92%	8362	31%
Kottayam	32139	30563	95%	9353	39%
Kozhikode	55267	52486	95%	7074	19%
Malappuram	53912	51202	95%	10199	28%
Palakkad	48095	45470	95%	13074	37%
Pathanamthitta	25249	22499	89%	5780	33%
Thiruvananthapuram	72990	67471	92%	16382	38%
Thrissur	41903	40697	97%	14858	50%
Wayanad	17019	16077	94%	3519	27%
GrandTotal	571842	535833	94%	134363	34%

1st Dose coverage for FLW is 100%

*Proportion of beneficiaries who are eligible (completed 9 months after 2nd dose)

TABLE5.Age-Appropriate Group (45-59 Years) Coverage as on 18/02/2022 midnight

Table 5: Age appropriate group (45-59 years) coverage					
45-59 years Coverage as on		19/02/2022	at 12 AM		
District	Target	1st Dose Coverage	Percentage	2nd Dose Coverage	Percentage fully vaccinated
Alappuzha	535436	438457	82%	410591	77%
Ernakulam	809349	782724	97%	694192	86%
Idukki	237564	246803	104%	217364	91%
Kannur	527295	515217	98%	473603	90%
Kasaragod	253027	251914	100%	222214	88%
Kollam	541201	559379	103%	495809	92%
Kottayam	478470	413705	86%	369610	77%
Kozhikode	658949	653842	99%	573267	87%
Malappuram	733338	721832	98%	615851	84%
Palakkad	614226	546562	89%	491093	80%
Pathanamthitta	264372	281534	106%	249957	95%
Thiruvananthapuram	735836	680739	93%	606744	82%
Thrissur	689418	663225	96%	615058	89%
Wayanad	170537	177071	104%	163606	96%
Grand Total	7249018	69,33,004	96%	61,98,959	86%

TABLE6.Age-Appropriate Group (≥60 Years) Coverage as on 18/02/2022 midnight

Table 6: Age appropriate group (≥ 60 years) coverage							
≥ 60 years Coverage as on		19/02/2022	at 12 AM				
District	Target	1st Dose Coverage	Percentage	2nd Dose Coverage	Percentage fully vaccinated	Precaution dose	%
Alappuzha	424565	428487	101%	396888	93%	49524	59%
Ernakulam	673885	675546	100%	616048	91%	51667	48%
Idukki	193981	194416	100%	171699	89%	10225	32%
Kannur	438602	444084	101%	409443	93%	41068	51%
Kasaragod	182460	181567	100%	159425	87%	20828	41%
Kollam	497558	499042	100%	450815	91%	49900	50%
Kottayam	418008	419196	100%	380455	91%	34761	55%
Kozhikode	526896	528546	100%	475445	90%	35811	40%
Malappuram	477642	487579	102%	429591	90%	23460	42%
Palakkad	437708	439346	100%	397744	91%	41277	55%
Pathanamthitta	311297	311878	100%	278894	90%	50838	56%
Thiruvananthapuram	630465	632245	100%	566020	90%	71906	52%
Thrissur	581781	587478	101%	552494	95%	49639	59%
Wayanad	128009	128241	100%	113849	89%	16591	35%
Grand Total	5922857	59,57,651	101%	53,98,810	91%	5,47,495	50%

TABLE 6. Age-Appropriate Group (18-44Years) Coverage as on 18/02/2022 midnight

18-44 years Coverage as on 19/02/2022 at 12 AM					
District	Target	First Dose		2nd Dose Coverage	Percentage fully vaccinated*
		1st Dose Coverage	Percentage		
Alappuzha	744178	666918	90%	603401	81%
Ernakulam	1470864	1502651	102%	1172810	80%
Idukki	437537	417795	95%	320871	73%
Kannur	947964	960081	101%	789063	83%
Kasaragod	556876	498370	89%	390366	70%
Kollam	1054752	928295	88%	753495	71%
Kottayam	665544	652211	98%	542513	82%
Kozhikode	1313678	1212236	92%	911600	69%
Malappuram	1777378	1816713	102%	1299966	73%
Palakkad	1088327	1080409	99%	858014	79%
Pathanamthitta	460819	441445	96%	342241	74%
Thiruvananthapuram	1309099	1241613	95%	1013968	77%
Thrissur	1274465	1093584	86%	973424	76%
Wayanad	361152	353292	98%	292428	81%
Grand Total	13462633	1,28,65,613	96%	1,02,64,160	76%

*Among those who have taken first dose

TABLE 7. Age-Appropriate Group (15-17 Years) Coverage as on 18/02/2022 midnight

15-17 years Coverage as on 19/02/2022 at 12 AM					
District	Target	1st Dose Coverage	Percentage	2nd Dose Coverage	Percentage fully vaccinated
Alappuzha	80832	73712	91%	31056	38%
Ernakulam	172307	105135	61%	29801	17%
Idukki	51339	33869	66%	13738	27%
Kannur	97722	95368	98%	32599	33%
Kasaragod	60496	46389	77%	11089	18%
Kollam	105234	90479	86%	28331	27%
Kottayam	85400	61435	72%	25595	30%
Kozhikode	143028	99116	69%	14090	10%
Malappuram	241212	166061	69%	15659	6%
Palakkad	132742	108771	82%	29544	22%
Pathanamthitta	48854	37561	77%	17527	36%
Thiruvananthapuram	145238	93092	64%	21310	15%
Thrissur	123540	116788	95%	54029	44%
Wayanad	29245	33283	114%	11299	39%
Grand Total	1,517,189	11,61,059	76%	335667	22%

TABLE 8.State Summary (18+) as on 18/02/2022 midnight

State Summary (18+) 19-02-2022							at 12 AM
District	Target	First Dose	Percentage	Second Dose	Percentage*	Precaution Dose	Percentage
Alappuzha	1704179	1602002	94%	1474754	87%	72022	54%
Ernakulam	2954098	3101407	105%	2608870	88%	90965	44%
Idukki	869082	895558	103%	744225	86%	19444	33%
Kannur	1913861	2001147	105%	1749475	91%	66716	47%
Kasaragod	992363	968076	98%	805228	81%	30436	40%
Kollam	2093511	2064981	99%	1772605	85%	71017	46%
Kottayam	1562022	1555957	100%	1359365	87%	58254	51%
Kozhikode	2499523	2502623	100%	2060662	82%	57551	35%
Malappuram	2988358	3124867	105%	2438521	82%	48239	40%
Palakkad	2140261	2149084	100%	1824278	85%	67812	50%
Pathanamthitta	1036488	1089440	105%	918619	89%	66638	52%
Thiruvananthapuram	2675400	2701006	101%	2320443	87%	110769	47%
Thrissur	2545664	2438099	96%	2230786	88%	87138	57%
Wayanad	659698	689600	105%	599234	91%	25843	36%
Grand Total	2,66,34,508	2,68,83,847	101%	2,29,07,065	86%	8,72,844	46%

*Revised target population(> 18 years) as per MOHFW is 2.67 crores

*As per letter from Additional Secretary MOHFW- D O No 2317579/2021/Imm dated 15/09/2021

TABLE 9. Achievement for the day 18/02/2022 midnight

Daily achievement 19-02-2022				
District	First Dose	Second Dose	Precaution dose	Total Doses Administered
Alappuzha	35	470	167	672
Ernakulam	960	10628	611	12199
Idukki	165	1147	189	1501
Kannur	219	1437	1003	2659
Kasaragod	276	611	228	1115
Kollam	535	5351	1100	6986
Kottayam	321	2960	373	3654
Kozhikode	459	2809	856	4124
Malappuram	1095	4439	553	6087
Palakkad	309	2536	1181	4026
Pathanamthitta	153	1467	249	1869
Thiruvananthapuram	684	5554	1682	7920
Thrissur	481	4950	988	6419
Wayanad	101	997	485	1583
Grand Total	5793	45356	9665	60814

** Vaccine stock details couldn't be downloaded from e-VIN portal as the portal is down.

TABLE9.COVID Vaccination related sites

support@cowin.gov.in https://www.cowin.gov.in/home https://dashboard.kerala.gov.in/ https://dhs.kerala.gov.in/https://aogyakeralam.gov.in/https://sha.kerala.gov.in/

TABLE10.COVID Vaccination related Helpline numbers

National/State/District	Line1	Line2	Line3
National Helpline	1075	+91 1123978046	0120 4473222
Disha	1056	04712552056	
StateCallCenter	04712309251	04712309252	04712309255
Thiruvananthapuram	9188610100	1077	
Kollam	04742797609	8589015556	
Pathanamthitta	04682222515	04682228220	
Alappuzha	04772239999		
Kottayam	04812565200	04812304800	04812581900
Idukki	18004255640	04862232220	04862233118
Ernakulam	9072303861		
Thrissur	9400066921	9400066922	9400066923
Palakkad	04912505264	04912505189	8943341439
Malappuram	04832733253	04832737858	04832733252
Kozhikode	7594001442		
Wayanad	04936202343	04936202375	9072510900
Kannur	04972700194		
Kasargod	9061076590	9061079244	9061078026