



**COVID-19 OUTBREAK CONTROL AND PREVENTION STATE
CELL HEALTH & FAMILY WELFARE DEPARTMENT
Govt of Kerala
www.health.kerala.gov.in**

www.dhs.kerala.gov.in

controlroomdhskerala@gmail.com

KeralaHEALTH-COVID-19 DAILY VACCINATION BULLETIN

Date: 20/02/2022

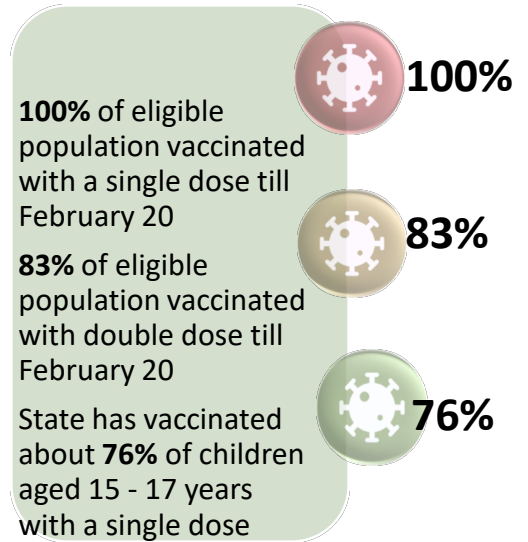
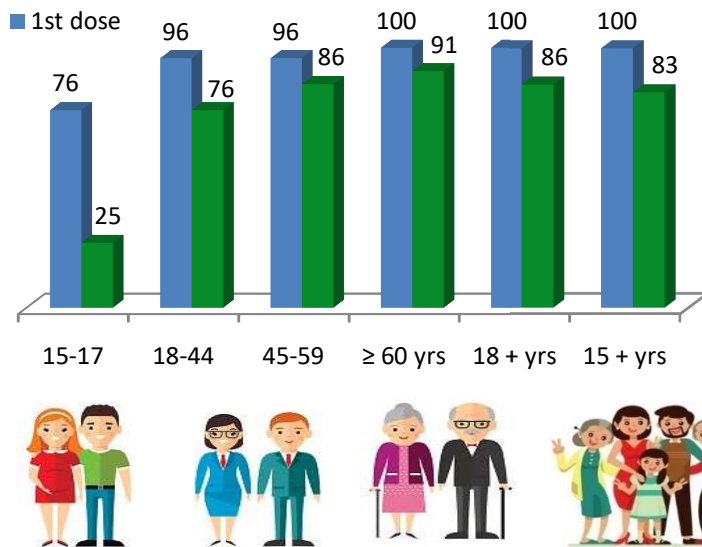
**OUR HEALTH OUR RESPONSIBILITY
VACCINE ADVISORY**

- *People who are vaccinated with Covid Vaccine are reported to have reduced Covid related ICU admissions, serious disease and death.*
- *Early vaccination is useful to safeguard our life from this deadly disease.*
- *Vaccination sessions are planned as per the availability of vaccine. All are requested to cooperate.*
- *After receiving the first dose, second dose of Covishield vaccine isbetakenbetween12–16weeks and second dose of Covaxin between4-6 weeks.*
- *Covid vaccination is currently available to all above the age of 18.*
- *Vaccination is available free of cost in all Government covid vaccination centers, and at a nominal rate (as per the GoI order F.No.2079203/2021/Immunization) in selected private Hospitals.*
- **ENSURE ALL YOUR ELIGIBLE FAMILY MEMBERS ARE PROTECTED BY RECEIVING ANY OF THE AVAILABLE COVID VACCINE.**
- **“BOTH COVAXIN AND COVISHIELD ARE EQUALLY EFFECTIVE AND SAFE”**
- **“BE FULLY PROTECTED – GET THE SECOND DOSE AT YOUR SCHEDULED TIME”**

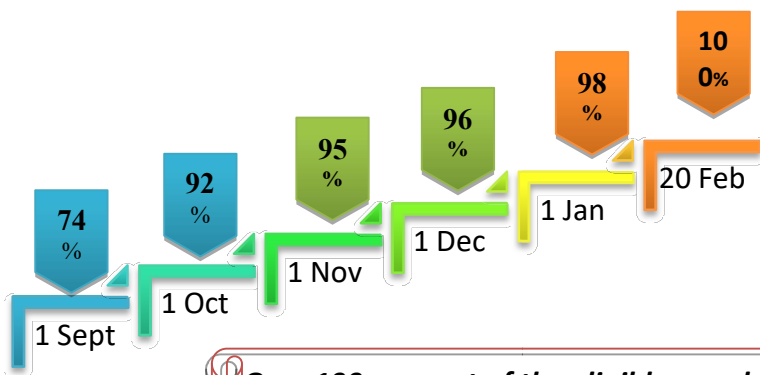
ANALYSIS

COVID-19 mass vaccinations are showing signs of preventing illness and steep decline in cases and hospital admissions in countries which done vaccination. Kerala started its vaccination for health care workers from January 16, 2021. The COVID-19 Vaccines Operational Guidelines issued by the Ministry of Health and Family Welfare, Govt. of India, 28th December 2020 and all subsequent Guidelines issued by Ministry of Health and Family Welfare, Govt of India are followed at the sites and all vaccination lanes

Summary of COVID Vaccine Administered as on 20-02-2022 midnight



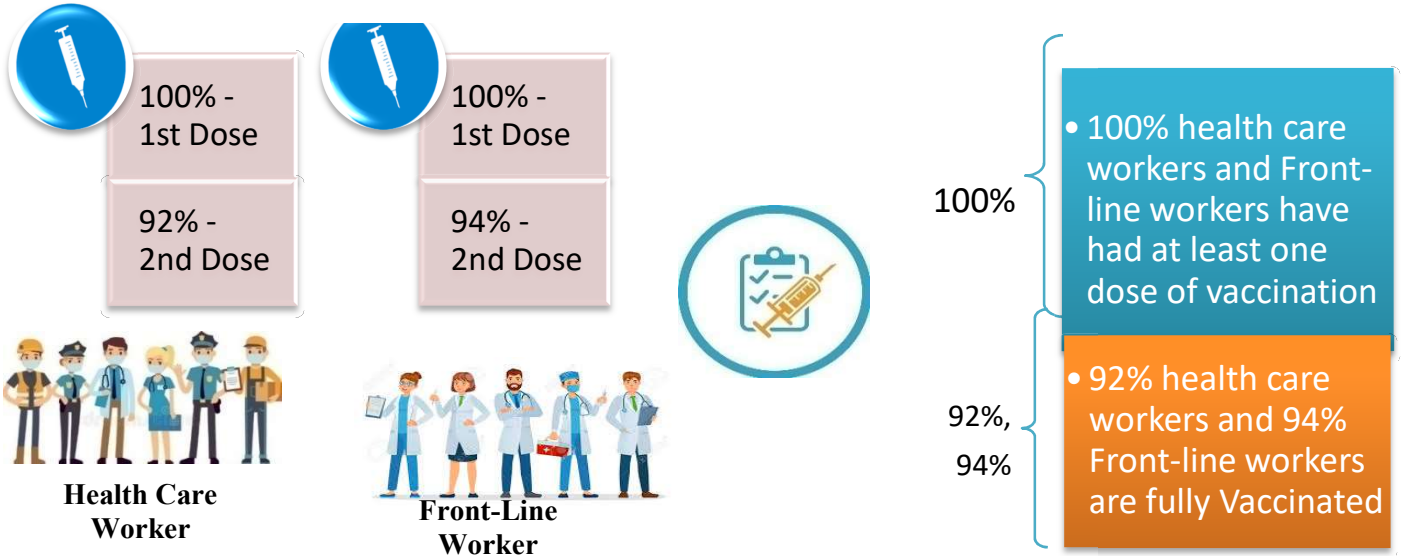
Time Line of Vaccination Coverage



Kerala began administration of COVID 19 Vaccines on 16th January, 2021. As of 20th February 2022, Kerala has administered over 52 million doses overall, including first and second doses of vaccines.


Over 100 per cent of the eligible population (15 + years) in Kerala has been administered the first dose of the Covid-19 vaccine. The state has achieved the target within 410 days since the beginning of the vaccination drive on January 16, 2021

Health Care Workers & Front-line Workers Vaccinated



Are You Vaccinated? You Still Need to Practice: SMS

- Even after vaccination, follow COVID appropriate behavior
- Practice Social Distancing and greet without physical contact
- Always wear clean face mask
- Wash your hands thoroughly and frequently or use hand sanitizer
- Follow the current COVID 19 guidelines to prevent further spread
- Stay Safe. Stay Strong. Get Vaccinated



Even After Getting Vaccinated Keep Taking Precautions to Protect Your Self



GET VACCINATED



WASH YOUR HANDS



WEAR A MASK



KEEP YOUR DISTANCE

The Race Towards Full Vaccination - Weekly Trend

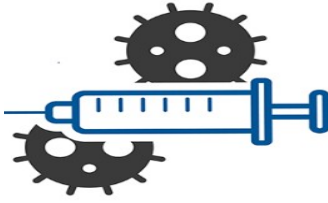
12th – 18th Feb, 2022

Kerala Administered over

2.42 Lakh

COVID Vaccine Doses

in the last 7 days
(12th to 18th Feb)



From 12th to 18th Feb, 2022 on average

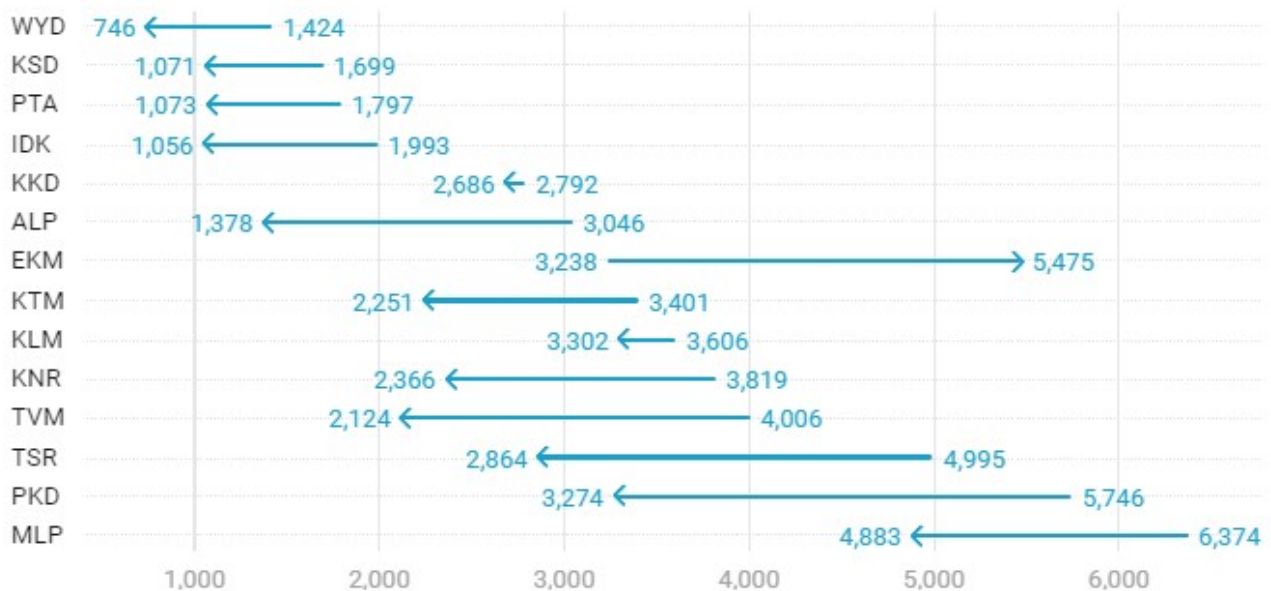
0.35lakh

doses were administered daily.

Average Doses Administered Per day per week (in 1000)



Trend in average per day vaccination for the last two weeks

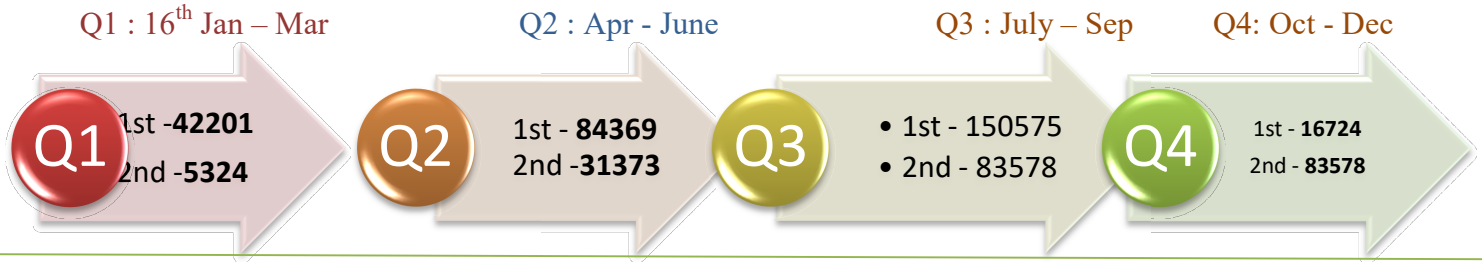


Race Against Time – Vaccination Quarterly Status

(Q1:16th Jan-Mar, Q2: Apr-June, Q3: July-Sep, Q4: Oct - Dec)

Daily Average Doses Administered per Quarter

In the first Quarter, only 42201 first doses and 5324 second doses were administered daily on average. During the second, third and fourth quarters, the daily vaccination of the first and second doses increased significantly.



Vaccination Achievement per Quarter

In the third quarter of the immunization drive, 52% of the eligible population (18 + age) in Kerala were given the first dose and 29% the second dose.

Dose Progression

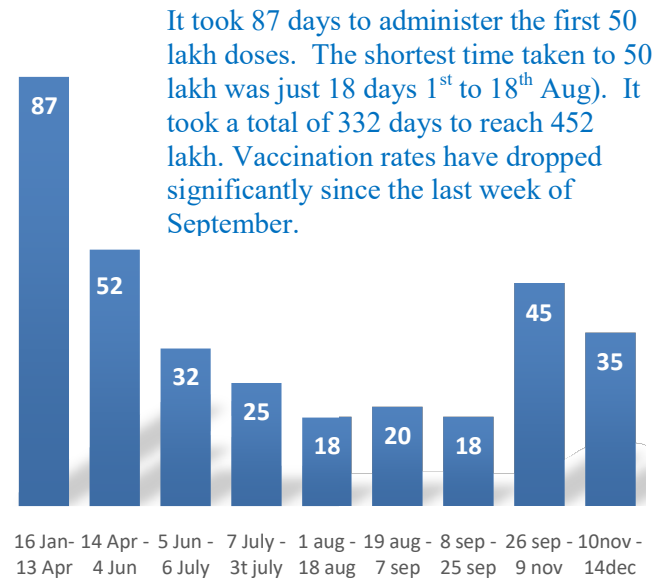
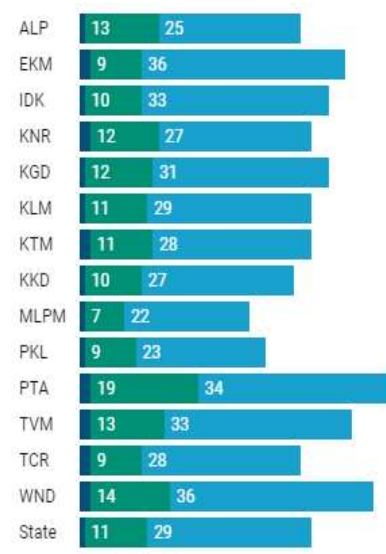
The chart shows the days taken for total COVID-19 Vaccination doses (both first and second) in Kerala to cross every 50 lakh dose mark

■ Q1 ■ Q2 ■ Q3

First Dose



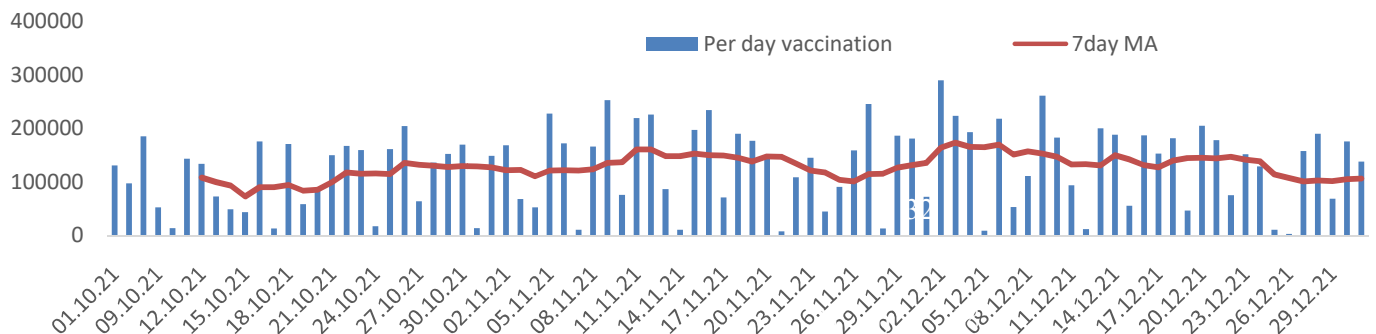
Second Dose



It took 87 days to administer the first 50 lakh doses. The shortest time taken to 50 lakh was just 18 days 1st to 18th Aug). It took a total of 332 days to reach 452 lakh. Vaccination rates have dropped significantly since the last week of September.

Vaccine Administered per Day and 7 days Moving Average in Last Quarter (Oct -Dec)

The seven-day moving average of daily doses in the last quarter showed a peak on December 2nd and continued to fluctuate thereafter



Important Message to the Public

- a. *Infection or infection rate is only a part and disease manifestation of disease is to be monitored*
- b. *Fatality among vaccinated people is very less. Disease severity among vaccinated people is less.*
- c. *People with comorbidity should be careful. Once detected covid positive they should get admitted and do not stay at home.*
- d. *Death among non-vaccinated people, especially people with comorbidity is because of late arrival in hospitals*
- e. *Diabetes and Hypertension together is the most common cause of patient death if they arrive late.*
- f. *Vaccinated people, only if symptomatic are advised to consult Doctor.*
- g. *Non Vaccinated people, if symptomatic, may do RTPCR test*
- h. *Antigen testing is only for emergency purpose*
- i. *Non vaccinated people with co-morbidities to do testing by RTPCR and consult doctor*
- j. *Repeat RTPCR is not needed among the people who are detected COVID positive in the previous 2 months*
- k. *All young person detected positive and at home isolation should do glucose test*

TABLE1.Total Vaccination done in the State as on 20/02/2022 midnight

State Summary (15+ years)-Total doses administered till 21/2/2022 at 12 AM								
District	Target	First Dose	Percent age	Second Dose	Percentage*	Precaution Dose	Percentage	Total doses administered
Alappuzha	1785011	1676061	94%	1511728	85%	72861	54%	3,260,650
Ernakulam	3126405	3207248	103%	2644543	85%	91551	44%	5,943,342
Idukki	920421	929474	101%	758535	82%	19565	34%	1,707,574
Kannur	2011583	2096672	104%	1782919	89%	66976	47%	3,946,567
Kasaragod	1052859	1014600	96%	816923	78%	30659	40%	1,862,182
Kollam	2198745	2155824	98%	1804491	82%	71187	46%	4,031,502
Kottayam	1647422	1617899	98%	1389953	84%	58556	51%	3,066,408
Kozhikode	2642551	2603340	99%	2083648	79%	57931	35%	4,744,919
Malappuram	3229570	3292006	102%	2459040	76%	48729	40%	5,799,775
Palakkad	2273003	2258028	99%	1855216	82%	68372	50%	4,181,616
Pathanamthitta	1085342	1127198	104%	939136	87%	66881	52%	2,133,215
Thiruvananthapuram	2820638	2795965	99%	2358804	84%	111338	47%	5,266,107
Thrissur	2669204	2555654	96%	2294409	86%	87989	58%	4,938,052
Wayanad	688943	722992	105%	611687	89%	26068	36%	1,360,747
Grand Total	28,151,697	28,052,961	100%	23,311,032	83%	878,663	46%	52,242,656

TABLE2.Covid-19VaccinationCenterFunctionalIntheStateason20/02/2022midnight

<i>DISTRICTS</i>	15+	18+	Total
Alappuzha	0	2	2
Ernakulam	1	16	17
Idukki	0	1	1
Kannur	0	5	5
Kasaragod	0	0	0
Kollam	1	3	4
Kottayam	0	1	1
Kozhikode	0	9	9
Malappuram	1	4	5
Palakkad	0	6	6
Pathanamthitta	0	2	2
Thiruvananthapuram	3	17	20
Thrissur	2	15	17
Wayanad	0	0	0
GrandTotal	8	81	89

TABLE3. HealthCare Workers Coverage as on 20/02/2022 midnight

DISTRICT	1st DOSE	2nd Dose	% fully vaccinated	Precaution dose	Precaution dose (%) *
Alappuzha	29016	27180	94%	11520	54%
Ernakulam	85561	75566	88%	24364	39%
Idukki	13552	12982	96%	4768	47%
Kannur	40387	37450	93%	15903	52%
Kasaragod	11610	10791	93%	4152	48%
Kollam	36032	33735	94%	12774	49%
Kottayam	38706	36226	94%	14191	51%
Kozhikode	52732	47867	91%	14730	39%
Malappuram	44831	41911	93%	14634	51%
Palakkad	34672	31959	92%	13492	53%
Pathanamthitta	29334	25028	85%	10046	49%
Thiruvananthapuram	73419	66242	90%	22533	43%
Thrissur	51909	49115	95%	22801	58%
Wayanad	13977	13274	95%	5743	51%
Grand Total	555738	509326	92%	191651	48%

1st Dose coverage for HCW is 100%

*Proportion of beneficiaries who are eligible (completed 9 months after 2nd dose)

TABLE4. Frontline workers Coverage as on 20/02/2022 midnight

DISTRICT	1st dose	2nd Dose	% fully vaccinated	Precaution dose	Precaution dose(%) *
Alappuzha	39124	36698	94%	11129	39%
Ernakulam	54927	50271	92%	15121	40%
Idukki	22992	21309	93%	4475	29%
Kannur	41378	39922	96%	9808	32%
Kasaragod	24615	22433	91%	5481	31%
Kollam	42233	38756	92%	8380	31%
Kottayam	32139	30563	95%	9390	39%
Kozhikode	55267	52488	95%	7122	19%
Malappuram	53912	51203	95%	10266	28%
Palakkad	48095	45471	95%	13135	38%
Pathanamthitta	25249	22500	89%	5804	34%
Thiruvananthapuram	72990	67477	92%	16473	38%
Thrissur	41904	40697	97%	14947	50%
Wayanad	17019	16077	94%	3536	27%
Grand Total	571844	535865	94%	135067	34%

1st Dose coverage for FLW is 100%

*Proportion of beneficiaries who are eligible (completed 9 months after 2nd dose)

TABLE5.Age-Appropriate Group(45-59 Years)Coverage as on 20/02/2022 midnight

Table 5: Age appropriate group (45-59 years) coverage					
45-59 years Coverage as on 21/02/2022 at 12 AM					
District	Target	1st Dose Coverage	Percentage	2nd Dose Coverage	Percentage fully vaccinated
Alappuzha	535436	438469	82%	410834	77%
Ernakulam	809349	782735	97%	694320	86%
Idukki	237564	246806	104%	217391	92%
Kannur	527295	515231	98%	473691	90%
Kasaragod	253027	251926	100%	222257	88%
Kollam	541201	559389	103%	495866	92%
Kottayam	478470	413725	86%	369717	77%
Kozhikode	658949	653853	99%	573365	87%
Malappuram	733338	721879	98%	616258	84%
Palakkad	614226	546577	89%	491239	80%
Pathanamthitta	264372	281540	106%	249993	95%
Thiruvananthapuram	735836	680757	93%	606840	82%
Thrissur	689418	663250	96%	615516	89%
Wayanad	170537	177073	104%	163626	96%
Grand Total	7249018	6,933,210	96%	6,200,913	86%

TABLE6.Age-Appropriate Group (≥60 Years) Coverage as on 20/02/2022midnight

Table 6: Age appropriate group (≥ 60 years) coverage							
≥ 60 years Coverage as on 21/02/2022 at 12 AM							
District	Target	1st Dose Coverage	Percentage	2nd Dose Coverage	Percentage fully vaccinated	Precaution dose	%
Alappuzha	424565	428499	101%	397019	94%	50212	60%
Ernakulam	673885	675559	100%	616111	91%	52066	49%
Idukki	193981	194416	100%	171706	89%	10322	32%
Kannur	438602	444105	101%	409479	93%	41265	51%
Kasaragod	182460	181572	100%	159441	87%	21026	42%
Kollam	497558	499044	100%	450850	91%	50033	50%
Kottayam	418008	419213	100%	380506	91%	34975	56%
Kozhikode	526896	528554	100%	475509	90%	36079	40%
Malappuram	477642	487605	102%	429783	90%	23829	43%
Palakkad	437708	439362	100%	397844	91%	41745	55%
Pathanamthitta	311297	311880	100%	278908	90%	51031	57%
Thiruvananthapuram	630465	632268	100%	566108	90%	72332	52%
Thrissur	581781	587502	101%	552697	95%	50241	60%
Wayanad	128009	128241	100%	113864	89%	16789	35%
Grand Total	5922857	5,957,820	101%	5,399,825	91%	551,945	50%

TABLE 6. Age-Appropriate Group (18-44 Years) Coverage as on 20/02/2022 midnight

18-44 years Coverage as on 21/02/2022 at 12 AM					
District	Target	First Dose		2nd Dose Coverage	Percentage fully vaccinated*
		1st Dose Coverage	Percentage		
Alappuzha	744178	667070	90%	605297	81%
Ernakulam	1470864	1502877	102%	1174770	80%
Idukki	437537	417822	95%	321101	73%
Kannur	947964	960146	101%	789447	83%
Kasaragod	556876	498463	90%	390740	70%
Kollam	1054752	928384	88%	754528	72%
Kottayam	665544	652343	98%	544209	82%
Kozhikode	1313678	1212623	92%	914243	70%
Malappuram	1777378	1817246	102%	1302521	73%
Palakkad	1088327	1080523	99%	858736	79%
Pathanamthitta	460819	441491	96%	342964	74%
Thiruvananthapuram	1309099	1242030	95%	1019176	78%
Thrissur	1274465	1093821	86%	976314	77%
Wayanad	361152	353340	98%	292803	81%
Grand Total	13462633	12,868,179	96%	10,286,849	76%

*Among those who have taken first dose

TABLE 7. Age-Appropriate Group (15-17 Years) Coverage as on 20/02/2022 midnight

15-17 years Coverage as on 21/02/2022 at 12 AM					
District	Target	1st Dose Coverage	Percentage	2nd Dose Coverage	Percentage fully vaccinated
Alappuzha	80832	73883	91%	34700	43%
Ernakulam	172307	105589	61%	33505	19%
Idukki	51339	33886	66%	14046	27%
Kannur	97722	95425	98%	32930	34%
Kasaragod	60496	46414	77%	11261	19%
Kollam	105234	90742	86%	30756	29%
Kottayam	85400	61773	72%	28732	34%
Kozhikode	143028	100311	70%	20176	14%
Malappuram	241212	166533	69%	17364	7%
Palakkad	132742	108799	82%	29967	23%
Pathanamthitta	48854	37704	77%	19743	40%
Thiruvananthapuram	145238	94501	65%	32961	23%
Thrissur	123540	117268	95%	60070	49%
Wayanad	29245	33342	114%	12043	41%
Grand Total	1,517,189	1,166,170	76%	378,254	25%

TABLE 8. State Summary (18+) as on 20/02/2022 midnight

State Summary (18+) 20-02-2022 at 12 AM							
District	Target	First Dose	Percentage	Second Dose	Percentage*	Precaution Dose	Percentage
Alappuzha	1704179	1602178	94%	1477028	87%	72861	54%
Ernakulam	2954098	3101659	105%	2611038	88%	91551	44%
Idukki	869082	895588	103%	744489	86%	19565	34%
Kannur	1913861	2001247	105%	1749989	91%	66976	47%
Kasaragod	992363	968186	98%	805662	81%	30659	40%
Kollam	2093511	2065082	99%	1773735	85%	71187	46%
Kottayam	1562022	1556126	100%	1361221	87%	58556	51%
Kozhikode	2499523	2503029	100%	2063472	83%	57931	35%
Malappuram	2988358	3125473	105%	2441676	82%	48729	40%
Palakkad	2140261	2149229	100%	1825249	85%	68372	50%
Pathanamthitta	1036488	1089494	105%	919393	89%	66881	52%
Thiruvananthapuram	2675400	2701464	101%	2325843	87%	111338	47%
Thrissur	2545664	2438386	96%	2234339	88%	87989	58%
Wayanad	659698	689650	105%	599644	91%	26068	36%
Grand Total	2,66,34,508	26,886,791	101%	22,932,778	86%	878,663	46%

*Revised target population(> 18 years) as per MOHFW is 2.67 crores
*As per letter from Additional Secretary MOHFW- D O No 2317579/2021/Imm dated 15/09/2021

TABLE 9. Achievement for the day 20/02/2022 midnight

Daily achievement 21-02-2022				
District	First Dose	Second Dose	Precaution dose	Total Doses Administered
Alappuzha	0	0	0	0
Ernakulam	49	317	16	382
Idukki	1	1	1	3
Kannur	1	6	0	7
Kasaragod	16	32	26	74
Kollam	1	28	5	34
Kottayam	0	0	0	0
Kozhikode	1	10	13	24
Malappuram	31	375	27	433
Palakkad	3	9	8	20
Pathanamthitta	0	0	0	0
Thiruvananthapuram	13	74	36	123
Thrissur	3	23	9	35
Wayanad	10	111	0	121
Grand Total	129	986	141	1256

** Vaccine stock details couldn't be downloaded from e-VIN portal as the portal is down.

TABLE9.COVIDVaccinationrelatedsites

support@cowin.gov.in https://www.cowin.gov.in/home https://dashboard.kerala.gov.in/ https://dhs.kerala.gov.in/https://aogyakeralam.gov.in/https://sha.kerala.gov.in/

TABLE10.COVIDVaccinationrelatedHelplinenumbers

National/State/District	Line1	Line2	Line3
National Helpline	1075	+91 1123978046	0120 4473222
Disha	1056	04712552056	
StateCallCenter	04712309251	04712309252	04712309255
Thiruvananthapuram	9188610100	1077	
Kollam	04742797609	8589015556	
Pathanamthitta	04682222515	04682228220	
Alappuzha	04772239999		
Kottayam	04812565200	04812304800	04812581900
Idukki	18004255640	04862232220	04862233118
Ernakulam	9072303861		
Thrissur	9400066921	9400066922	9400066923
Palakkad	04912505264	04912505189	8943341439
Malappuram	04832733253	04832737858	04832733252
Kozhikode	7594001442		
Wayanad	04936202343	04936202375	9072510900
Kannur	04972700194		
Kasargod	9061076590	9061079244	9061078026