



COVID-19 OUTBREAK CONTROL AND PREVENTION STATE
CELL HEALTH & FAMILY WELFARE DEPARTMENT
Govt of Kerala
www.health.kerala.gov.in

www.dhs.kerala.gov.in

controlroomdhskerala@gmail.com

KeralaHEALTH-COVID-19 DAILY VACCINATION BULLETIN

Date: 21/02/2022

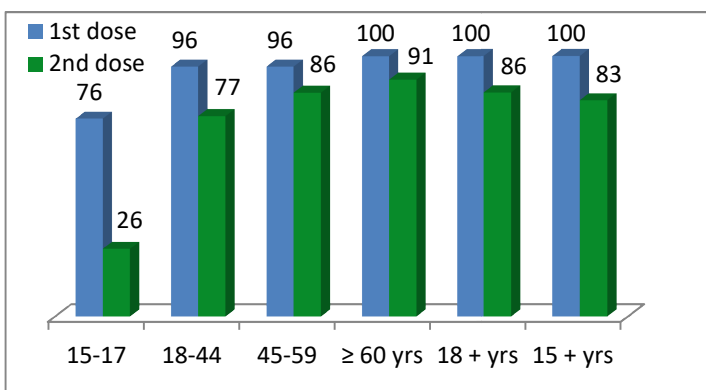
**OUR HEALTH OUR RESPONSIBILITY
VACCINE ADVISORY**

- *People who are vaccinated with Covid Vaccine are reported to have reduced Covid related ICU admissions, serious disease and death.*
- *Early vaccination is useful to safeguard our life from this deadly disease.*
- *Vaccination sessions are planned as per the availability of vaccine. All are requested to cooperate.*
- *After receiving the first dose, second dose of Covishield vaccine isbetakenbetween12–16weeks and second dose of Covaxin between4-6 weeks.*
- *Covid vaccination is currently available to all above the age of 18*
- *Vaccination is available free of cost in all Government covid vaccination centers, and at a nominal rate (as per the Gol order F.No.2079203/2021/Immunization) in selected private Hospitals.*
- **ENSURE ALL YOUR ELIGIBLE FAMILY MEMBERS ARE PROTECTED BY RECEIVING ANY OF THE AVAILABLE COVID VACCINE.**
- **“BOTH COVAXIN AND COVISHIELD ARE EQUALLY EFFECTIVE AND SAFE”**
- **“BE FULLY PROTECTED – GET THE SECOND DOSE AT YOUR SCHEDULED TIME”**

ANALYSIS

COVID-19 mass vaccinations are showing signs of preventing illness and steep decline in cases and hospital admissions in countries which done vaccination. Kerala started its vaccination for health care workers from January 16, 2021. The COVID-19 Vaccines Operational Guidelines issued by the Ministry of Health and Family Welfare, Govt. of India, 28th December 2020 and all subsequent Guidelines issued by Ministry of Health and Family Welfare, Govt of India are followed at the sites and all vaccination lanes

Summary of COVID Vaccine Administered as on 21-02-2022 midnight



- 100%** of eligible population vaccinated with a single dose till February 21
- 83%** of eligible population vaccinated with double dose till February 21
- State has vaccinated about **76%** of children aged 15 - 17 years with a single dose

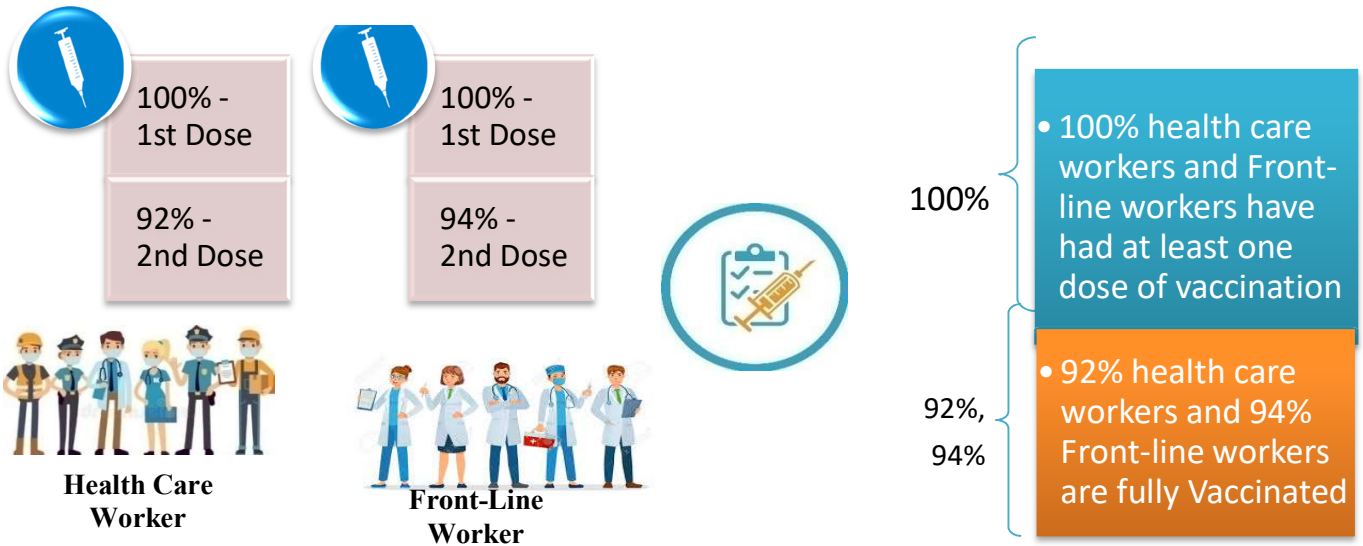
Time Line of Vaccination Coverage



Kerala began administration of COVID 19 Vaccines on 16th January, 2021. As of 21th February 2022, Kerala has administered over 52 million doses overall, including first and second doses of vaccines.

Over 100 per cent of the eligible population (15 + years) in Kerala has been administered the first dose of the Covid-19 vaccine. The state has achieved the target within 411 days since the beginning of the vaccination drive on January 16, 2021

Health Care Workers & Front-line Workers Vaccinated



Are You Vaccinated? You Still Need to Practice: SMS

- Even after vaccination, follow COVID appropriate behavior
- Practice Social Distancing and greet without physical contact
- Always wear clean face mask
- Wash your hands thoroughly and frequently or use hand sanitizer
- Follow the current COVID 19 guidelines to prevent further spread
- Stay Safe. Stay Strong. Get Vaccinated



Even After Getting Vaccinated Keep Taking Precautions to Protect Your Self



The Race Towards Full Vaccination - Weekly Trend

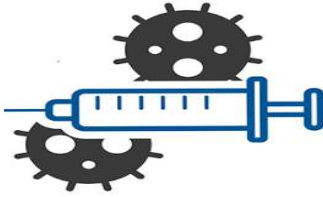
12th – 18th Feb, 2022

Kerala Administered over

2.42 Lakh

COVID Vaccine Doses

in the last 7 days
(12th to 18th Feb)



From 12th to 18th Feb, 2022 on average

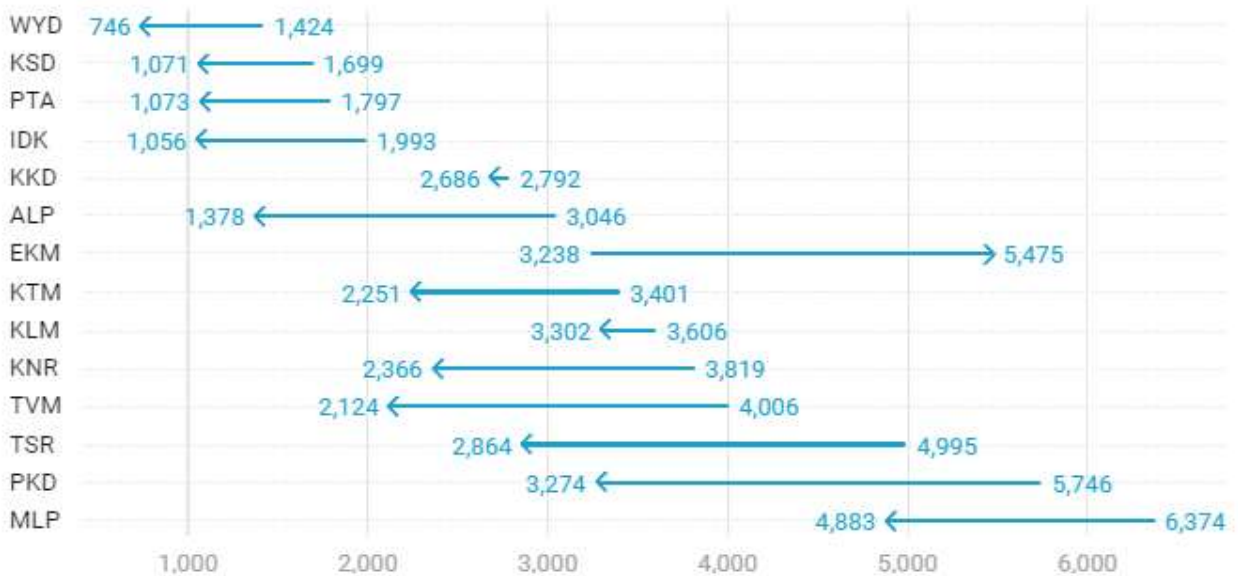
0.35lakh

doses were administered daily.

Average Doses Administered Per day per week (in 1000)



Trend in average per day vaccination for the last two weeks

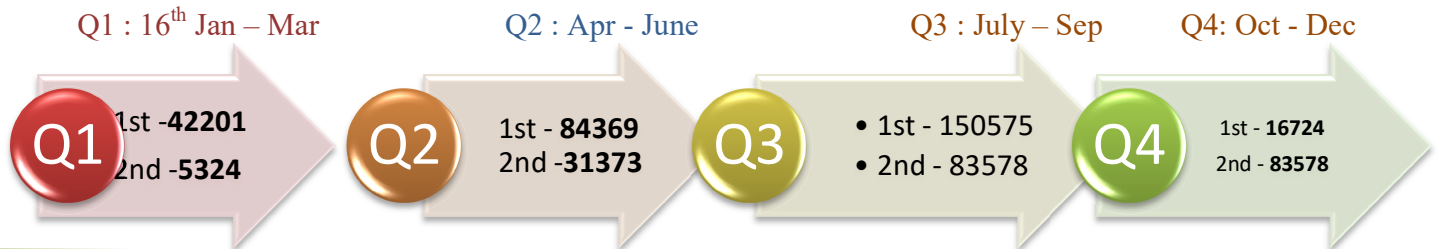


Race Against Time – Vaccination Quarterly Status

(Q1:16th Jan-Mar, Q2: Apr-June, Q3: July-Sep, Q4: Oct - Dec)

Daily Average Doses Administered per Quarter

In the first Quarter, only 42201 first doses and 5324 second doses were administered daily on average. During the second, third and fourth quarters, the daily vaccination of the first and second doses increased significantly.



Vaccination Achievement per Quarter

In the third quarter of the immunization drive, 52% of the eligible population (18 + age) in Kerala were given the first dose and 29% the second dose.

Dose Progression

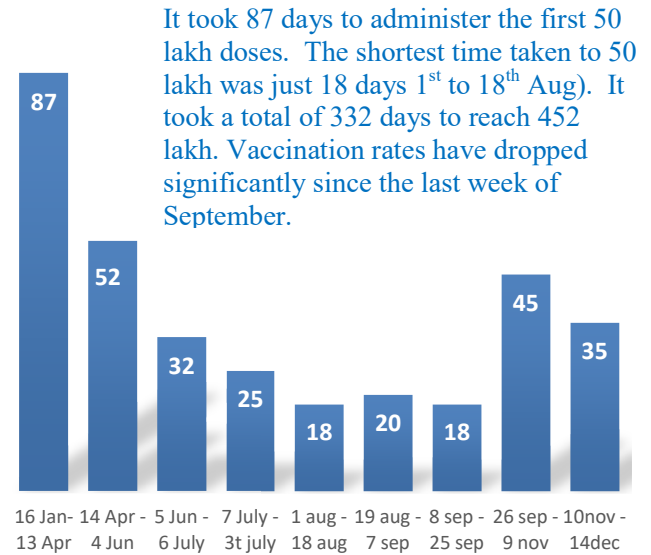
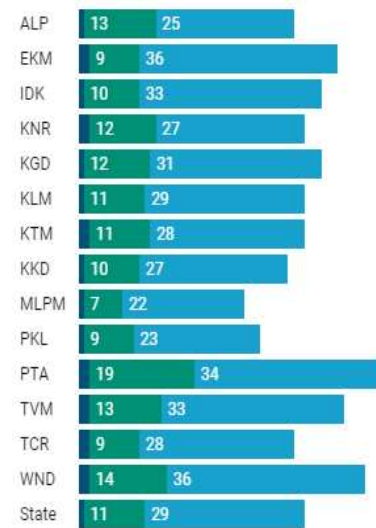
The chart shows the days taken for total COVID-19 Vaccination doses (both first and second) in Kerala to cross every 50 lakh dose mark

■ Q1 ■ Q2 ■ Q3

First Dose



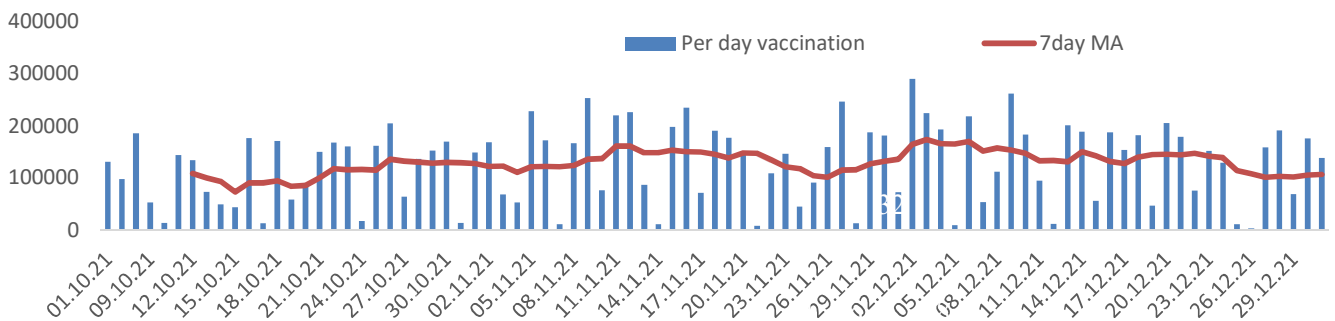
Second Dose



It took 87 days to administer the first 50 lakh doses. The shortest time taken to 50 lakh was just 18 days 1st to 18th Aug). It took a total of 332 days to reach 452 lakh. Vaccination rates have dropped significantly since the last week of September.

Vaccine Administered per Day and 7 days Moving Average in Last Quarter (Oct -Dec)

The seven-day moving average of daily doses in the last quarter showed a peak on December 2nd and continued to fluctuate thereafter



Important Message to the Public

- a. *Infection or infection rate is only a part and disease manifestation of disease is to be monitored*
- b. *Fatality among vaccinated people is very less. Disease severity among vaccinated people is less.*
- c. *People with comorbidity should be careful. Once detected covid positive they should get admitted and do not stay at home.*
- d. *Death among non-vaccinated people, especially people with comorbidity is because of late arrival in hospitals*
- e. *Diabetes and Hypertension together is the most common cause of patient death if they arrive late.*
- f. *Vaccinated people, only if symptomatic are advised to consult Doctor.*
- g. *Non Vaccinated people, if symptomatic, may do RTPCR test*
- h. *Antigen testing is only for emergency purpose*
- i. *Non vaccinated people with co-morbidities to do testing by RTPCR and consult doctor*
- j. *Repeat RTPCR is not needed among the people who are detected COVID positive in the previous 2 months*
- k. *All young person detected positive and at home isolation should do glucose test*

TABLE1.Total Vaccination done in the State as on 21/02/2022 midnight

State Summary (15+ years)-Total doses administered till 22/2/2022 at 12 AM								
District	Target	First Dose	Percent age	Second Dose	Percentage*	Precaution Dose	Percentage	Total doses administered
Alappuzha	1785011	1676497	94%	1517660	85%	73741	55%	32,67,898
Ernakulam	3126405	3207833	103%	2651400	85%	92064	44%	59,51,297
Idukki	920421	929571	101%	759248	82%	19902	34%	17,08,721
Kannur	2011583	2097463	104%	1793135	89%	67294	47%	39,57,892
Kasaragod	1052859	1014768	96%	817591	78%	31160	41%	18,63,519
Kollam	2198745	2156433	98%	1809483	82%	72125	47%	40,38,041
Kottayam	1647422	1618044	98%	1391478	84%	58954	51%	30,68,476
Kozhikode	2642551	2603898	99%	2087527	79%	58863	36%	47,50,288
Malappuram	3229570	3293357	102%	2466358	76%	49176	41%	58,08,891
Palakkad	2273003	2258585	99%	1860499	82%	69130	51%	41,88,214
Pathanamthitta	1085342	1127293	104%	939878	87%	67328	53%	21,34,499
Thiruvananthapuram	2820638	2796028	99%	2359415	84%	111587	47%	52,67,030
Thrissur	2669204	2555857	96%	2296505	86%	88285	58%	49,40,647
Wayanad	688943	723105	105%	612815	89%	26263	36%	13,62,183
Grand Total	28,151,697	2,80,58,732	100%	2,33,62,992	83%	8,85,872	47%	5,23,07,596

TABLE2.Covid-19Vaccination Center Functional in the State as on 21/02/2022 midnight

DISTRICTS	15+	18+	Total
Alappuzha	85	90	175
Ernakulam	26	70	96
Idukki	3	38	41
Kannur	45	20	65
Kasaragod	0	49	49
Kollam	33	58	91
Kottayam	8	60	68
Kozhikode	9	112	121
Malappuram	32	87	119
Palakkad	19	46	65
Pathanamthitta	19	37	56
Thiruvananthapuram	10	21	31
Thrissur	38	59	97
Wayanad	35	35	70
GrandTotal	362	782	1144

TABLE3. HealthCare Workers Coverage as on 21/02/2022 midnight

<i>DISTRICT</i>	<i>1st DOSE</i>	<i>2nd Dose</i>	<i>% fully vaccinated</i>	<i>Precaution dose</i>	<i>Precaution dose (%) *</i>
Alappuzha	29017	27182	94%	11589	54%
Ernakulam	85561	75567	88%	24447	39%
Idukki	13552	12982	96%	4802	47%
Kannur	40387	37452	93%	15924	52%
Kasaragod	11610	10792	93%	4172	49%
Kollam	36032	33737	94%	12816	49%
Kottayam	38706	36228	94%	14247	51%
Kozhikode	52733	47869	91%	14849	40%
Malappuram	44831	41914	93%	14703	51%
Palakkad	34672	31962	92%	13551	53%
Pathanamthitta	29334	25029	85%	10090	50%
Thiruvananthapuram	73419	66244	90%	22570	43%
Thrissur	51909	49115	95%	22844	58%
Wayanad	13977	13274	95%	5758	51%
Grand Total	555740	509347	92%	192362	48%

1st Dose coverage for HCW is 100%

*Proportion of beneficiaries who are eligible (completed 9 months after 2nd dose)

TABLE4. Frontline workers Coverage as on 21/02/2022 midnight

<i>DISTRICT</i>	<i>1st dose</i>	<i>2nd Dose</i>	<i>% fully vaccinated</i>	<i>Precaution dose</i>	<i>Precaution dose(%) *</i>
Alappuzha	39124	36701	94%	11185	39%
Ernakulam	54927	50272	92%	15155	40%
Idukki	22992	21312	93%	4505	29%
Kannur	41378	39922	96%	9856	32%
Kasaragod	24615	22433	91%	5494	31%
Kollam	42234	38762	92%	8421	31%
Kottayam	32139	30566	95%	9405	39%
Kozhikode	55268	52492	95%	7184	19%
Malappuram	53912	51204	95%	10304	28%
Palakkad	48096	45472	95%	13190	38%
Pathanamthitta	25249	22500	89%	5814	34%
Thiruvananthapuram	72990	67482	92%	16542	38%
Thrissur	41904	40698	97%	14989	50%
Wayanad	17019	16078	94%	3545	27%
GrandTotal	571847	535894	94%	135589	34%

1st Dose coverage for FLW is 100%

*Proportion of beneficiaries who are eligible (completed 9 months after 2nd dose)

TABLE5.Age-Appropriate Group (45-59 Years) Coverage as on 21/02/2022 midnight

Table 5: Age appropriate group (45-59 years) coverage					
45-59 years Coverage as on		22/02/2022	at 12 AM		
District	Target	1st Dose Coverage	Percentage	2nd Dose Coverage	Percentage fully vaccinated
Alappuzha	535436	438485	82%	411086	77%
Ernakulam	809349	782763	97%	694571	86%
Idukki	237564	246816	104%	217475	92%
Kannur	527295	515241	98%	473811	90%
Kasaragod	253027	251942	100%	222337	88%
Kollam	541201	559415	103%	496166	92%
Kottayam	478470	413741	86%	369925	77%
Kozhikode	658949	653900	99%	573850	87%
Malappuram	733338	721938	98%	616806	84%
Palakkad	614226	546613	89%	491628	80%
Pathanamthitta	264372	281549	106%	250062	95%
Thiruvananthapuram	735836	680761	93%	606880	82%
Thrissur	689418	663264	96%	615698	89%
Wayanad	170537	177075	104%	163653	96%
Grand Total	7249018	69,33,503	96%	62,03,948	86%

TABLE6.Age-Appropriate Group (≥60 Years) Coverage as on 21/02/2022 midnight

Table 6: Age appropriate group (≥ 60 years) coverage							
≥ 60 years Coverage as on		22/02/2022	at 12 AM				
District	Target	1st Dose Coverage	Percentage	2nd Dose Coverage	Percentage fully vaccinated	Precaution dose	%
Alappuzha	424565	428520	101%	397166	94%	50967	61%
Ernakulam	673885	675571	100%	616243	91%	52462	49%
Idukki	193981	194423	100%	171759	89%	10595	33%
Kannur	438602	444111	101%	409516	93%	41514	51%
Kasaragod	182460	181583	100%	159475	87%	21494	42%
Kollam	497558	499063	100%	451055	91%	50888	51%
Kottayam	418008	419221	100%	380629	91%	35302	56%
Kozhikode	526896	528577	100%	475739	90%	36830	41%
Malappuram	477642	487635	102%	429982	90%	24169	43%
Palakkad	437708	439382	100%	397974	91%	42389	56%
Pathanamthitta	311297	311886	100%	278968	90%	51424	57%
Thiruvananthapuram	630465	632269	100%	566130	90%	72475	52%
Thrissur	581781	587507	101%	552785	95%	50452	60%
Wayanad	128009	128242	100%	113873	89%	16960	35%
Grand Total	5922857	59,57,990	101%	54,01,294	91%	5,57,921	51%

TABLE 6. Age-Appropriate Group (18-44 Years) Coverage as on 21/02/2022 midnight

18-44 years Coverage as on 22/02/2022 at 12 AM					
District	Target	First Dose		2nd Dose Coverage	Percentage fully vaccinated*
		1st Dose Coverage	Percentage		
Alappuzha	744178	667240	90%	607287	82%
Ernakulam	1470864	1503133	102%	1177388	80%
Idukki	437537	417878	96%	321514	73%
Kannur	947964	960341	101%	791784	84%
Kasaragod	556876	498604	90%	391287	70%
Kollam	1054752	928596	88%	756254	72%
Kottayam	665544	652413	98%	544946	82%
Kozhikode	1313678	1213001	92%	916605	70%
Malappuram	1777378	1817847	102%	1306044	73%
Palakkad	1088327	1080800	99%	861061	79%
Pathanamthitta	460819	441550	96%	343315	75%
Thiruvananthapuram	1309099	1242056	95%	1019456	78%
Thrissur	1274465	1093916	86%	977153	77%
Wayanad	361152	353396	98%	293265	81%
Grand Total	13462633	1,28,70,771	96%	1,03,07,359	77%

*Among those who have taken first dose

TABLE 7. Age-Appropriate Group (15-17 Years) Coverage as on 21/02/2022 midnight

15-17 years Coverage as on 22/02/2022 at 12 AM					
District	Target	1st Dose Coverage	Percentage	2nd Dose Coverage	Percentage fully vaccinated
Alappuzha	80832	74111	92%	38238	47%
Ernakulam	172307	105878	61%	37359	22%
Idukki	51339	33910	66%	14206	28%
Kannur	97722	96005	98%	40650	42%
Kasaragod	60496	46414	77%	11267	19%
Kollam	105234	91093	87%	33509	32%
Kottayam	85400	61824	72%	29184	34%
Kozhikode	143028	100419	70%	20972	15%
Malappuram	241212	167194	69%	20408	8%
Palakkad	132742	109022	82%	32402	24%
Pathanamthitta	48854	37725	77%	20004	41%
Thiruvananthapuram	145238	94533	65%	33223	23%
Thrissur	123540	117357	95%	61056	49%
Wayanad	29245	33396	114%	12672	43%
Grand Total	1,517,189	11,68,881	76%	4,05,150	26%

TABLE 8. State Summary (18+) as on 21/02/2022 midnight

State Summary (18+) 22-02-2022							at 12 AM	
District	Target	First Dose	Percentage	Second Dose	Percentage*	Precaution Dose	Percentage	
Alappuzha	1704179	1602386	94%	1479422	87%	73741	55%	
Ernakulam	2954098	3101955	105%	2614041	88%	92064	44%	
Idukki	869082	895661	103%	745042	86%	19902	34%	
Kannur	1913861	2001458	105%	1752485	92%	67294	47%	
Kasaragod	992363	968354	98%	806324	81%	31160	41%	
Kollam	2093511	2065340	99%	1775974	85%	72125	47%	
Kottayam	1562022	1556220	100%	1362294	87%	58954	51%	
Kozhikode	2499523	2503479	100%	2066555	83%	58863	36%	
Malappuram	2988358	3126163	105%	2445950	82%	49176	41%	
Palakkad	2140261	2149563	100%	1828097	85%	69130	51%	
Pathanamthitta	1036488	1089568	105%	919874	89%	67328	53%	
Thiruvananthapuram	2675400	2701495	101%	2326192	87%	111587	47%	
Thrissur	2545664	2438500	96%	2235449	88%	88285	58%	
Wayanad	659698	689709	105%	600143	91%	26263	36%	
Grand Total	2,66,34,508	2,68,89,851	101%	2,29,57,842	86%	8,85,872	47%	

*Revised target population(> 18 years) as per MOHFW is 2.67 crores

*As per letter from Additional Secretary MOHFW- D O No 2317579/2021/Imm dated 15/09/2021

TABLE 9. Achievement for the day 21/02/2022 midnight

Daily achievement 22-02-2022				
District	First Dose	Second Dose	Precaution dose	Total Doses Administered
Alappuzha	436	5930	878	7244
Ernakulam	585	6857	509	7951
Idukki	97	713	337	1147
Kannur	791	10214	311	11316
Kasaragod	168	660	497	1325
Kollam	609	4995	936	6540
Kottayam	145	1525	398	2068
Kozhikode	554	3864	929	5347
Malappuram	1348	7280	446	9074
Palakkad	556	5283	757	6596
Pathanamthitta	94	741	447	1282
Thiruvananthapuram	63	611	248	922
Thrissur	203	2095	282	2580
Wayanad	113	1128	195	1436
Grand Total	5762	51896	7170	64828

** Vaccine stock details couldn't be downloaded from e-VIN portal as the portal is down.

TABLE9.COVID Vaccination related sites

support@cowin.gov.in https://www.cowin.gov.in/home https://dashboard.kerala.gov.in/ https://dhs.kerala.gov.in/https://aogyakeralam.gov.in/https://sha.kerala.gov.in/

TABLE10.COVID Vaccination related Helpline numbers

National/State/District	Line1	Line2	Line3
National Helpline	1075	+91 1123978046	0120 4473222
Disha	1056	04712552056	
StateCallCenter	04712309251	04712309252	04712309255
Thiruvananthapuram	9188610100	1077	
Kollam	04742797609	8589015556	
Pathanamthitta	04682222515	04682228220	
Alappuzha	04772239999		
Kottayam	04812565200	04812304800	04812581900
Idukki	18004255640	04862232220	04862233118
Ernakulam	9072303861		
Thrissur	9400066921	9400066922	9400066923
Palakkad	04912505264	04912505189	8943341439
Malappuram	04832733253	04832737858	04832733252
Kozhikode	7594001442		
Wayanad	04936202343	04936202375	9072510900
Kannur	04972700194		
Kasargod	9061076590	9061079244	9061078026