



COVID-19 OUTBREAK CONTROL AND PREVENTION STATE
CELL HEALTH & FAMILY WELFARE DEPARTMENT
Govt of Kerala
www.health.kerala.gov.in

www.dhs.kerala.gov.in

controlroomdhskerala@gmail.com

KeralaHEALTH-COVID-19 DAILY VACCINATION BULLETIN

Date: 22/02/2022

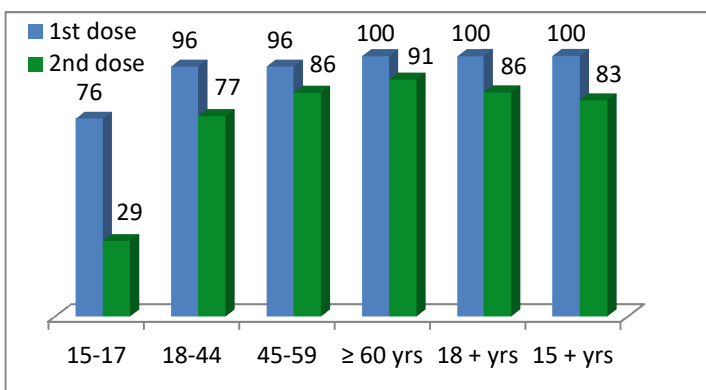
**OUR HEALTH OUR RESPONSIBILITY
VACCINE ADVISORY**

- *People who are vaccinated with Covid Vaccine are reported to have reduced Covid related ICU admissions, serious disease and death.*
- *Early vaccination is useful to safeguard our life from this deadly disease.*
- *Vaccination sessions are planned as per the availability of vaccine. All are requested to cooperate.*
- *After receiving the first dose, second dose of Covishield vaccine isbetakenbetween12–16weeks and second dose of Covaxin between4-6 weeks.*
- *Covid vaccination is currently available to all above the age of 18*
- *Vaccination is available free of cost in all Government covid vaccination centers, and at a nominal rate (as per the Gol order F.No.2079203/2021/Immunization) in selected private Hospitals.*
- **ENSURE ALL YOUR ELIGIBLE FAMILY MEMBERS ARE PROTECTED BY RECEIVING ANY OF THE AVAILABLE COVID VACCINE.**
- **“BOTH COVAXIN AND COVISHIELD ARE EQUALLY EFFECTIVE AND SAFE”**
- **“BE FULLY PROTECTED – GET THE SECOND DOSE AT YOUR SCHEDULED TIME”**

ANALYSIS

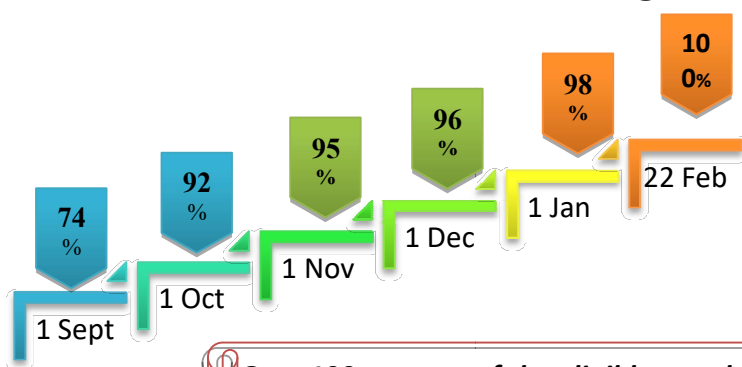
COVID-19 mass vaccinations are showing signs of preventing illness and steep decline in cases and hospital admissions in countries which done vaccination. Kerala started its vaccination for health care workers from January 16, 2021. The COVID-19 Vaccines Operational Guidelines issued by the Ministry of Health and Family Welfare, Govt. of India, 28th December 2020 and all subsequent Guidelines issued by Ministry of Health and Family Welfare, Govt of India are followed at the sites and all vaccination lanes

Summary of COVID Vaccine Administered as on 22-02-2022 midnight



- 100%** of eligible population vaccinated with a single dose till February 22
- 83%** of eligible population vaccinated with double dose till February 22
- State has vaccinated about **76%** of children aged 15 - 17 years with a single dose

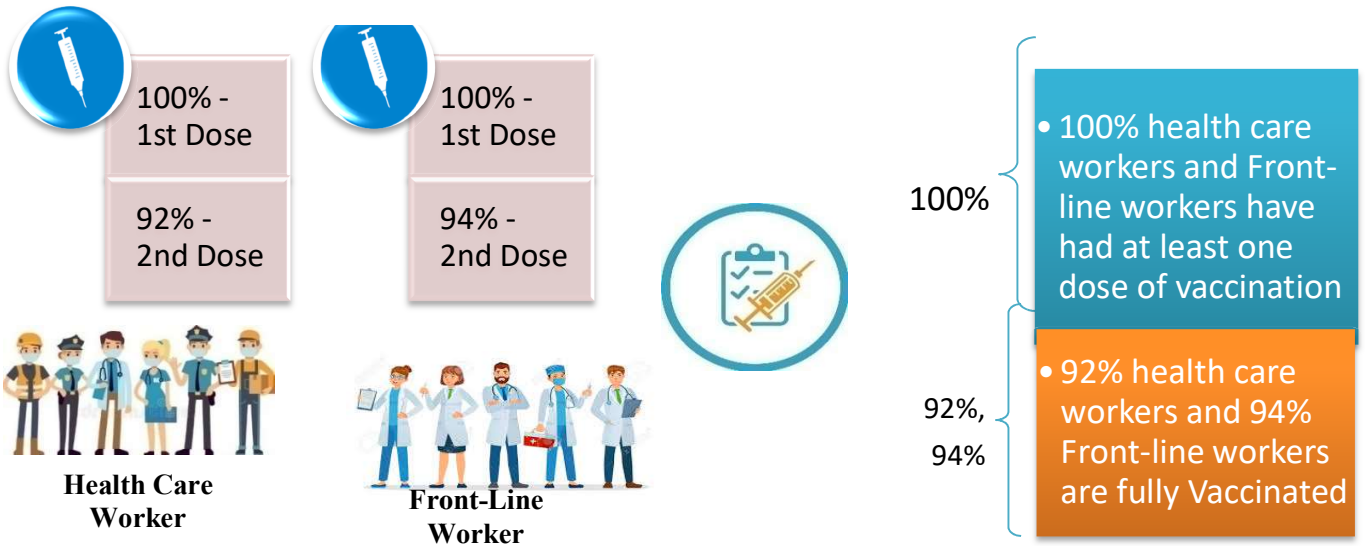
Time Line of Vaccination Coverage



Kerala began administration of COVID 19 Vaccines on 16th January, 2021. As of 22th February 2022, Kerala has administered over 52 million doses overall, including first and second doses of vaccines.

Over 100 per cent of the eligible population (15 + years) in Kerala has been administered the first dose of the Covid-19 vaccine. The state has achieved the target within 412 days since the beginning of the vaccination drive on January 16, 2021

Health Care Workers & Front-line Workers Vaccinated



Are You Vaccinated? You Still Need to Practice: SMS

- Even after vaccination, follow COVID appropriate behavior
- Practice Social Distancing and greet without physical contact
- Always wear clean face mask
- Wash your hands thoroughly and frequently or use hand sanitizer
- Follow the current COVID 19 guidelines to prevent further spread
- Stay Safe. Stay Strong. Get Vaccinated



Even After Getting Vaccinated Keep Taking Precautions to Protect Your Self



The Race Towards Full Vaccination - Weekly Trend

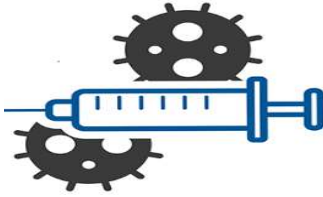
12th – 18th Feb, 2022

Kerala Administered over

2.42 Lakh

COVID Vaccine Doses

in the last 7 days
(12th to 18th Feb)



From 12th to 18th Feb, 2022 on average

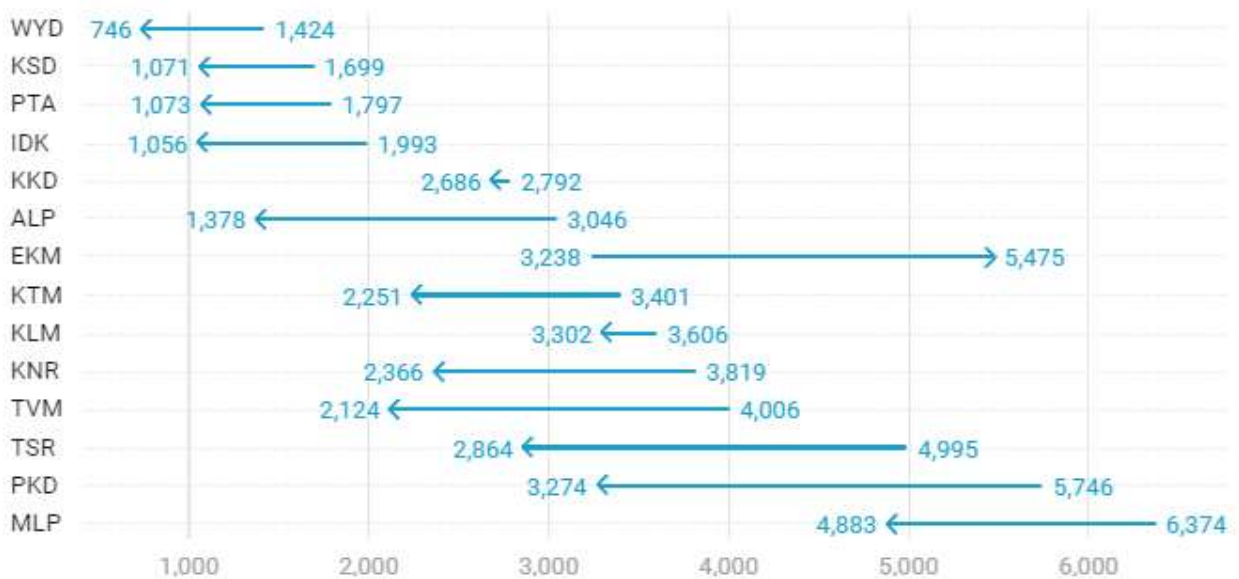
0.35lakh

doses were administered daily.

Average Doses Administered Per day per week (in 1000)



Trend in average per day vaccination for the last two weeks

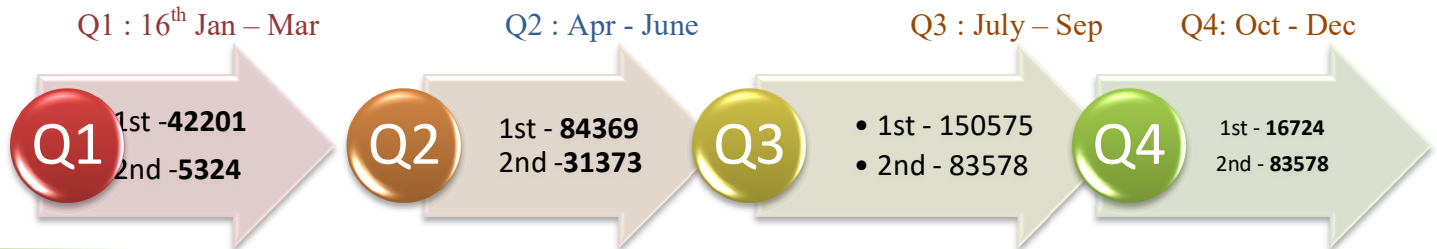


Race Against Time – Vaccination Quarterly Status

(Q1:16th Jan-Mar, Q2: Apr-June, Q3: July-Sep, Q4: Oct - Dec)

Daily Average Doses Administered per Quarter

In the first Quarter, only 42201 first doses and 5324 second doses were administered daily on average. During the second, third and fourth quarters, the daily vaccination of the first and second doses increased significantly.



Vaccination Achievement per Quarter

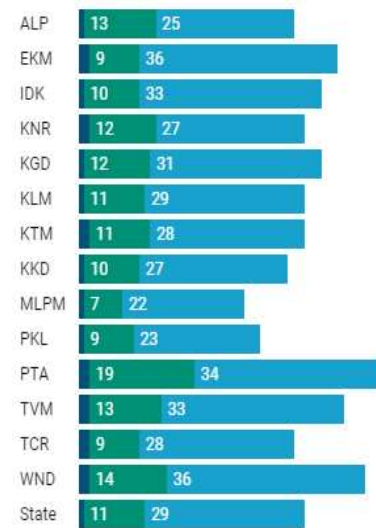
In the third quarter of the immunization drive, 52% of the eligible population (18 + age) in Kerala were given the first dose and 29% the second dose.

■ Q1 ■ Q2 ■ Q3

First Dose

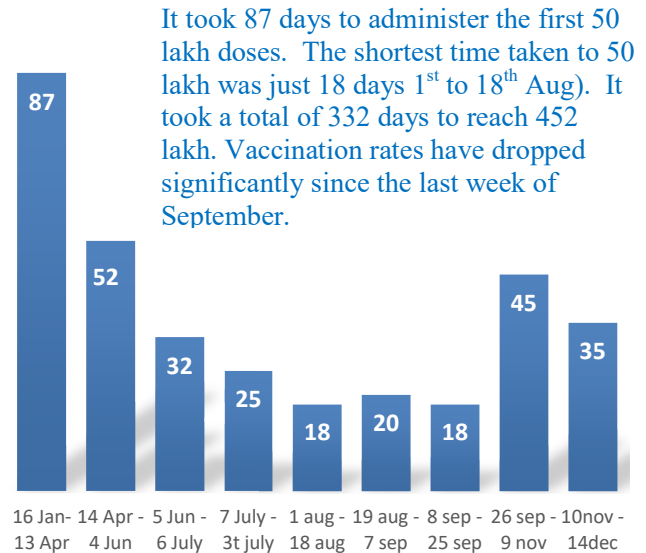


Second Dose



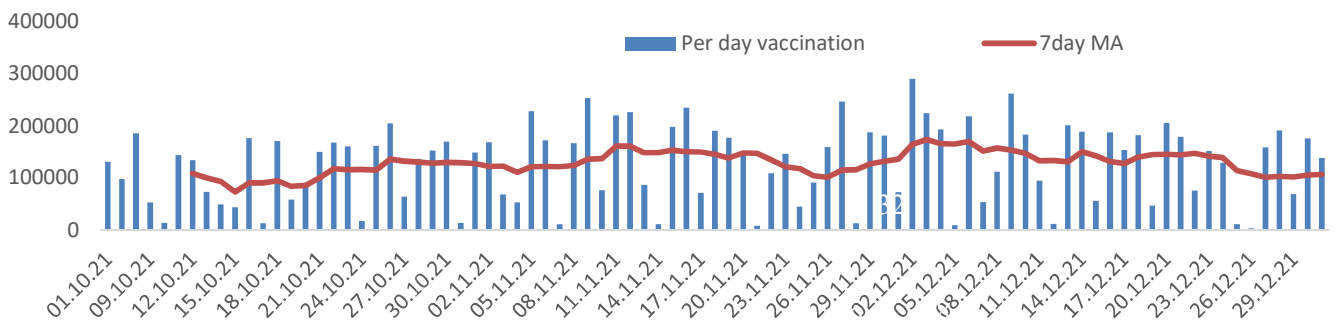
Dose Progression

The chart shows the days taken for total COVID-19 Vaccination doses (both first and second) in Kerala to cross every 50 lakh dose mark



Vaccine Administered per Day and 7 days Moving Average in Last Quarter (Oct -Dec)

The seven-day moving average of daily doses in the last quarter showed a peak on December 2nd and continued to fluctuate thereafter



Important Message to the Public

- a. *Infection or infection rate is only a part and disease manifestation of disease is to be monitored*
- b. *Fatality among vaccinated people is very less. Disease severity among vaccinated people is less.*
- c. *People with comorbidity should be careful. Once detected covid positive they should get admitted and do not stay at home.*
- d. *Death among non-vaccinated people, especially people with comorbidity is because of late arrival in hospitals*
- e. *Diabetes and Hypertension together is the most common cause of patient death if they arrive late.*
- f. *Vaccinated people, only if symptomatic are advised to consult Doctor.*
- g. *Non Vaccinated people, if symptomatic, may do RTPCR test*
- h. *Antigen testing is only for emergency purpose*
- i. *Non vaccinated people with co-morbidities to do testing by RTPCR and consult doctor*
- j. *Repeat RTPCR is not needed among the people who are detected COVID positive in the previous 2 months*
- k. *All young person detected positive and at home isolation should do glucose test*

TABLE1.Total Vaccination done in the State as on 22/02/2022 midnight

State Summary (15+ years)-Total doses administered till 23/2/2022 at 12 AM								
District	Target	First Dose	Percent age	Second Dose	Percentage*	Precaution Dose	Percentage	Total doses administered
Alappuzha	1785011	1676574	94%	1518432	85%	73808	55%	32,68,814
Ernakulam	3126405	3208635	103%	2659492	85%	92860	45%	59,60,987
Idukki	920421	929688	101%	760489	83%	20042	35%	17,10,219
Kannur	2011583	2098267	104%	1801748	90%	67777	48%	39,67,792
Kasaragod	1052859	1015196	96%	822195	78%	31209	41%	18,68,600
Kollam	2198745	2156958	98%	1814457	83%	72983	48%	40,44,398
Kottayam	1647422	1618295	98%	1393227	85%	59453	52%	30,70,975
Kozhikode	2642551	2604527	99%	2092591	79%	59106	36%	47,56,224
Malappuram	3229570	3295397	102%	2473992	77%	49600	41%	58,18,989
Palakkad	2273003	2259316	99%	1869802	82%	69798	51%	41,98,916
Pathanamthitta	1085342	1127435	104%	941121	87%	67888	53%	21,36,444
Thiruvananthapuram	2820638	2796428	99%	2361853	84%	113102	48%	52,71,383
Thrissur	2669204	2556298	96%	2300952	86%	88792	58%	49,46,042
Wayanad	688943	723207	105%	614181	89%	26340	36%	13,63,728
Grand Total	28,151,697	2,80,66,221	100%	2,34,24,532	83%	8,92,758	47%	5,23,83,511

TABLE2.Covid-19Vaccination Center Functional in the State as on 22/02/2022 midnight

DISTRICTS	15+	18+	Total
Alappuzha	4	10	14
Ernakulam	46	85	131
Idukki	5	17	22
Kannur	53	18	71
Kasaragod	45	3	48
Kollam	27	47	74
Kottayam	11	59	70
Kozhikode	90	28	118
Malappuram	43	59	102
Palakkad	31	34	65
Pathanamthitta	34	45	79
Thiruvananthapuram	4	139	143
Thrissur	81	103	184
Wayanad	36	36	72
GrandTotal	510	683	1193

TABLE3. HealthCare Workers Coverage as on 22/02/2022 midnight

<i>DISTRICT</i>	<i>1st DOSE</i>	<i>2nd Dose</i>	<i>% fully vaccinated</i>	<i>Precaution dose</i>	<i>Precaution dose (%) *</i>
Alappuzha	29017	27182	94%	11614	54%
Ernakulam	85562	75576	88%	24517	40%
Idukki	13552	12982	96%	4815	47%
Kannur	40387	37453	93%	15972	52%
Kasaragod	11610	10792	93%	4177	49%
Kollam	36032	33743	94%	12881	49%
Kottayam	38706	36231	94%	14340	51%
Kozhikode	52733	47872	91%	14936	40%
Malappuram	44831	41915	93%	14741	51%
Palakkad	34672	31966	92%	13591	53%
Pathanamthitta	29334	25030	85%	10112	50%
Thiruvananthapuram	73420	66250	90%	22681	43%
Thrissur	51909	49116	95%	22911	58%
Wayanad	13977	13274	95%	5760	51%
Grand Total	555742	509382	92%	193048	48%

1st Dose coverage for HCW is 100%

*Proportion of beneficiaries who are eligible (completed 9 months after 2nd dose)

TABLE4. Frontline workers Coverage as on 22/02/2022 midnight

<i>DISTRICT</i>	<i>1st dose</i>	<i>2nd Dose</i>	<i>% fully vaccinated</i>	<i>Precaution dose</i>	<i>Precaution dose(%) *</i>
Alappuzha	39124	36701	94%	11192	39%
Ernakulam	54930	50272	92%	15206	40%
Idukki	22992	21313	93%	4523	29%
Kannur	41378	39923	96%	9922	32%
Kasaragod	24615	22434	91%	5502	31%
Kollam	42235	38763	92%	8469	32%
Kottayam	32139	30567	95%	9433	39%
Kozhikode	55268	52492	95%	7204	19%
Malappuram	53912	51207	95%	10350	28%
Palakkad	48096	45474	95%	13277	38%
Pathanamthitta	25249	22500	89%	5834	34%
Thiruvananthapuram	72990	67489	92%	16626	38%
Thrissur	41904	40698	97%	15024	50%
Wayanad	17019	16078	94%	3548	27%
GrandTotal	571851	535911	94%	136110	35%

1st Dose coverage for FLW is 100%

*Proportion of beneficiaries who are eligible (completed 9 months after 2nd dose)

TABLE5.Age-Appropriate Group (45-59 Years) Coverage as on 22/02/2022 midnight

Table 5: Age appropriate group (45-59 years) coverage					
45-59 years Coverage as on		23/02/2022	at 12 AM		
District	Target	1st Dose Coverage	Percentage	2nd Dose Coverage	Percentage fully vaccinated
Alappuzha	535436	438490	82%	411108	77%
Ernakulam	809349	782786	97%	694906	86%
Idukki	237564	246817	104%	217527	92%
Kannur	527295	515260	98%	473973	90%
Kasaragod	253027	251945	100%	222358	88%
Kollam	541201	559442	103%	496428	92%
Kottayam	478470	413761	86%	370126	77%
Kozhikode	658949	653912	99%	573944	87%
Malappuram	733338	721989	98%	617285	84%
Palakkad	614226	546639	89%	492016	80%
Pathanamthitta	264372	281555	106%	250126	95%
Thiruvananthapuram	735836	680814	93%	607281	83%
Thrissur	689418	663287	96%	616070	89%
Wayanad	170537	177076	104%	163659	96%
Grand Total	7249018	69,33,773	96%	62,06,807	86%

TABLE6.Age-Appropriate Group (≥60 Years) Coverage as on 22/02/2022 midnight

Table 6: Age appropriate group (≥ 60 years) coverage							
≥ 60 years Coverage as on		23/02/2022	at 12 AM				
District	Target	1st Dose Coverage	Percentage	2nd Dose Coverage	Percentage fully vaccinated	Precaution dose	%
Alappuzha	424565	428524	101%	397180	94%	51002	61%
Ernakulam	673885	675589	100%	616374	91%	53137	50%
Idukki	193981	194427	100%	171796	89%	10704	33%
Kannur	438602	444121	101%	409584	93%	41883	52%
Kasaragod	182460	181586	100%	159483	87%	21530	42%
Kollam	497558	499084	100%	451167	91%	51633	51%
Kottayam	418008	419244	100%	380761	91%	35680	57%
Kozhikode	526896	528582	100%	475828	90%	36966	41%
Malappuram	477642	487661	102%	430197	90%	24509	44%
Palakkad	437708	439399	100%	398106	91%	42930	57%
Pathanamthitta	311297	311896	100%	279027	90%	51942	58%
Thiruvananthapuram	630465	632305	100%	566419	90%	73795	53%
Thrissur	581781	587535	101%	552950	95%	50857	61%
Wayanad	128009	128242	100%	113879	89%	17032	36%
Grand Total	5922857	59,58,195	101%	54,02,751	91%	5,63,600	51%

TABLE 6. Age-Appropriate Group (18-44 Years) Coverage as on 22/02/2022 midnight

18-44 years Coverage as on 23/02/2022 at 12 AM					
District	Target	First Dose		2nd Dose Coverage	Percentage fully vaccinated*
		1st Dose Coverage	Percentage		
Alappuzha	744178	667273	90%	607561	82%
Ernakulam	1470864	1503442	102%	1180384	80%
Idukki	437537	417922	96%	321983	74%
Kannur	947964	960553	101%	793807	84%
Kasaragod	556876	498668	90%	392219	70%
Kollam	1054752	928783	88%	757928	72%
Kottayam	665544	652513	98%	545817	82%
Kozhikode	1313678	1213195	92%	918114	70%
Malappuram	1777378	1818492	102%	1309381	74%
Palakkad	1088327	1081097	99%	864340	79%
Pathanamthitta	460819	441616	96%	343824	75%
Thiruvananthapuram	1309099	1242352	95%	1021093	78%
Thrissur	1274465	1094069	86%	978772	77%
Wayanad	361152	353421	98%	293612	81%
Grand Total	13462633	1,28,73,396	96%	1,03,28,835	77%

*Among those who have taken first dose

TABLE 7. Age-Appropriate Group (15-17 Years) Coverage as on 22/02/2022 midnight

15-17 years Coverage as on 23/02/2022 at 12 AM					
District	Target	1st Dose Coverage	Percentage	2nd Dose Coverage	Percentage fully vaccinated
Alappuzha	80832	74146	92%	38700	48%
Ernakulam	172307	106326	62%	41980	24%
Idukki	51339	33978	66%	14888	29%
Kannur	97722	96568	99%	47008	48%
Kasaragod	60496	46772	77%	14909	25%
Kollam	105234	91382	87%	36428	35%
Kottayam	85400	61932	73%	29725	35%
Kozhikode	143028	100837	71%	24341	17%
Malappuram	241212	168512	70%	24007	10%
Palakkad	132742	109413	82%	37900	29%
Pathanamthitta	48854	37785	77%	20614	42%
Thiruvananthapuram	145238	94547	65%	33321	23%
Thrissur	123540	117594	95%	63346	51%
Wayanad	29245	33472	114%	13679	47%
Grand Total	1,517,189	11,73,264	76%	4,40,846	29%

TABLE 8. State Summary (18+) as on 22/02/2022 midnight

State Summary (18+) 23-02-2022							at 12 AM
District	Target	First Dose	Percentage	Second Dose	Percentage*	Precaution Dose	Percentage
Alappuzha	1704179	1602428	94%	1479732	87%	73808	55%
Ernakulam	2954098	3102309	105%	2617512	89%	92860	45%
Idukki	869082	895710	103%	745601	86%	20042	35%
Kannur	1913861	2001699	105%	1754740	92%	67777	48%
Kasaragod	992363	968424	98%	807286	81%	31209	41%
Kollam	2093511	2065576	99%	1778029	85%	72983	48%
Kottayam	1562022	1556363	100%	1363502	87%	59453	52%
Kozhikode	2499523	2503690	100%	2068250	83%	59106	36%
Malappuram	2988358	3126885	105%	2449985	82%	49600	41%
Palakkad	2140261	2149903	100%	1831902	86%	69798	51%
Pathanamthitta	1036488	1089650	105%	920507	89%	67888	53%
Thiruvananthapuram	2675400	2701881	101%	2328532	87%	113102	48%
Thrissur	2545664	2438704	96%	2237606	88%	88792	58%
Wayanad	659698	689735	105%	600502	91%	26340	36%
Grand Total	2,66,34,508	2,68,92,957	101%	2,29,83,686	86%	8,92,758	47%

*Revised target population(> 18 years) as per MOHFW is 2.67 crores

*As per letter from Additional Secretary MOHFW- D O No 2317579/2021/Imm dated 15/09/2021

TABLE 9. Achievement for the day 22/02/2022 midnight

Daily achievement 23-02-2022				
District	First Dose	Second Dose	Precaution dose	Total Doses Administered
Alappuzha	77	773	67	917
Ernakulam	802	8082	796	9680
Idukki	117	1240	140	1497
Kannur	802	8595	483	9880
Kasaragod	428	4603	49	5080
Kollam	525	4974	858	6357
Kottayam	251	1748	499	2498
Kozhikode	627	5058	243	5928
Malappuram	2016	7485	411	9912
Palakkad	731	9268	663	10662
Pathanamthitta	131	1192	560	1883
Thiruvananthapuram	400	2438	1515	4353
Thrissur	436	4392	506	5334
Wayanad	102	1366	77	1545
Grand Total	7445	61214	6867	75526

** Vaccine stock details couldn't be downloaded from e-VIN portal as the portal is down.

TABLE9.COVID Vaccination related sites

support@cowin.gov.in https://www.cowin.gov.in/home https://dashboard.kerala.gov.in/ https://dhs.kerala.gov.in/https://aogyakeralam.gov.in/https://sha.kerala.gov.in/

TABLE10.COVID Vaccination related Helpline numbers

National/State/District	Line1	Line2	Line3
National Helpline	1075	+91 1123978046	0120 4473222
Disha	1056	04712552056	
StateCallCenter	04712309251	04712309252	04712309255
Thiruvananthapuram	9188610100	1077	
Kollam	04742797609	8589015556	
Pathanamthitta	04682222515	04682228220	
Alappuzha	04772239999		
Kottayam	04812565200	04812304800	04812581900
Idukki	18004255640	04862232220	04862233118
Ernakulam	9072303861		
Thrissur	9400066921	9400066922	9400066923
Palakkad	04912505264	04912505189	8943341439
Malappuram	04832733253	04832737858	04832733252
Kozhikode	7594001442		
Wayanad	04936202343	04936202375	9072510900
Kannur	04972700194		
Kasargod	9061076590	9061079244	9061078026