



COVID-19 OUTBREAK CONTROL AND PREVENTION STATE  
CELL HEALTH & FAMILY WELFARE DEPARTMENT  
Govt of Kerala  
[www.health.kerala.gov.in](http://www.health.kerala.gov.in)

[www.dhs.kerala.gov.in](http://www.dhs.kerala.gov.in)

[controlroomdhskerala@gmail.com](mailto:controlroomdhskerala@gmail.com)

**KeralaHEALTH-COVID-19 DAILY VACCINATION BULLETIN**

**Date: 23/02/2022**

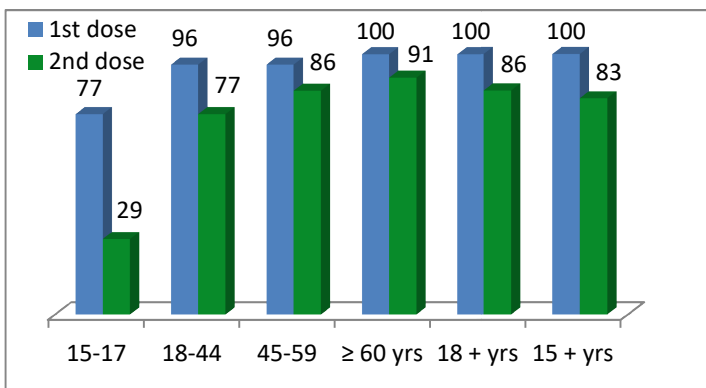
**OUR HEALTH OUR RESPONSIBILITY  
VACCINE ADVISORY**

- *People who are vaccinated with Covid Vaccine are reported to have reduced Covid related ICU admissions, serious disease and death.*
- *Early vaccination is useful to safeguard our life from this deadly disease.*
- *Vaccination sessions are planned as per the availability of vaccine. All are requested to cooperate.*
- *After receiving the first dose, second dose of Covishield vaccine isbetakenbetween12–16weeks and second dose of Covaxin between4-6 weeks.*
- *Covid vaccination is currently available to all above the age of 18*
- *Vaccination is available free of cost in all Government covid vaccination centers, and at a nominal rate (as per the Gol order F.No.2079203/2021/Immunization) in selected private Hospitals.*
- **ENSURE ALL YOUR ELIGIBLE FAMILY MEMBERS ARE PROTECTED BY RECEIVING ANY OF THE AVAILABLE COVID VACCINE.**
- **“BOTH COVAXIN AND COVISHIELD ARE EQUALLY EFFECTIVE AND SAFE”**
- **“BE FULLY PROTECTED – GET THE SECOND DOSE AT YOUR SCHEDULED TIME”**

### ANALYSIS

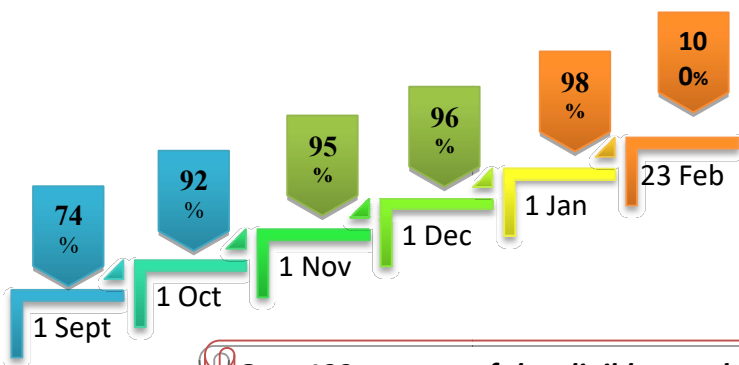
COVID-19 mass vaccinations are showing signs of preventing illness and steep decline in cases and hospital admissions in countries which done vaccination. Kerala started its vaccination for health care workers from January 16, 2021. The COVID-19 Vaccines Operational Guidelines issued by the Ministry of Health and Family Welfare, Govt. of India, 28th December 2020 and all subsequent Guidelines issued by Ministry of Health and Family Welfare, Govt of India are followed at the sites and all vaccination lanes

### Summary of COVID Vaccine Administered as on 23-02-2022 midnight



- 100%** of eligible population vaccinated with a single dose till February 23
- 83%** of eligible population vaccinated with double dose till February 23
- State has vaccinated about **77%** of children aged 15 - 17 years with a single dose

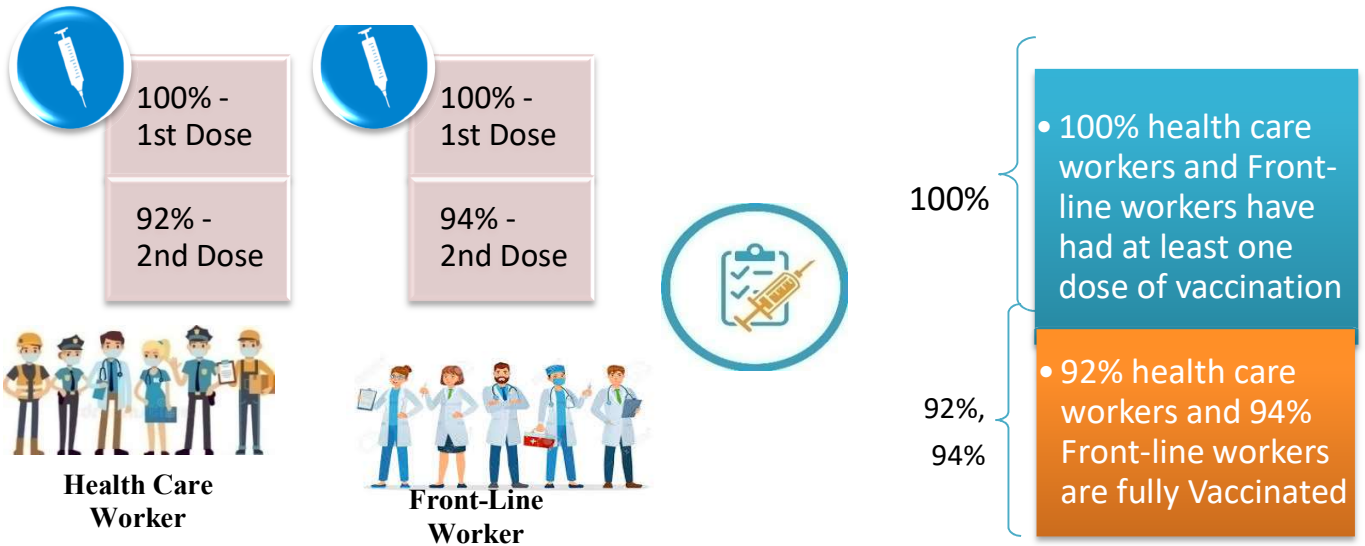
### Time Line of Vaccination Coverage



Kerala began administration of COVID 19 Vaccines on 16<sup>th</sup> January, 2021. As of 23<sup>th</sup> February 2022, Kerala has administered over 52 million doses overall, including first and second doses of vaccines.

**Over 100 per cent of the eligible population (15 + years) in Kerala has been administered the first dose of the Covid-19 vaccine. The state has achieved the target within 413 days since the beginning of the vaccination drive on January 16, 2021**

## Health Care Workers & Front-line Workers Vaccinated



### Are You Vaccinated? You Still Need to Practice: SMS

- Even after vaccination, follow COVID appropriate behavior
- Practice Social Distancing and greet without physical contact
- Always wear clean face mask
- Wash your hands thoroughly and frequently or use hand sanitizer
- Follow the current COVID 19 guidelines to prevent further spread
- Stay Safe. Stay Strong. Get Vaccinated



Even After Getting Vaccinated Keep Taking Precautions to Protect Your Self



# The Race Towards Full Vaccination - Weekly Trend

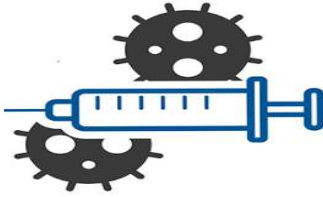
12<sup>th</sup> – 18<sup>th</sup> Feb, 2022

Kerala Administered over

## 2.42 Lakh

COVID Vaccine Doses

in the last 7 days  
(12<sup>th</sup> to 18<sup>th</sup> Feb)



From 12<sup>th</sup> to 18<sup>th</sup> Feb, 2022 on average

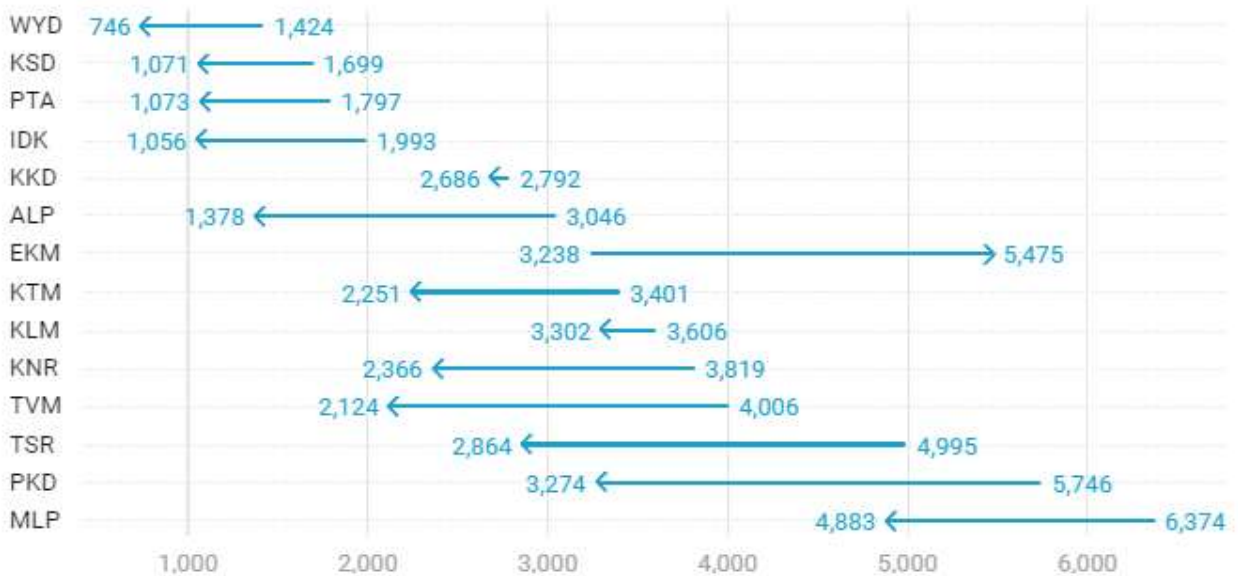
## 0.35lakh

doses were administered daily.

Average Doses Administered Per day per week (in 1000)



Trend in average per day vaccination for the last two weeks



# Race Against Time – Vaccination Quarterly Status

(Q1:16<sup>th</sup> Jan-Mar, Q2: Apr-June, Q3: July-Sep, Q4: Oct-Dec)

## Daily Average Doses Administered per Quarter

In the first Quarter, only 42201 first doses and 5324 second doses were administered daily on average. During the second, third and fourth quarters, the daily vaccination of the first and second doses increased significantly.



## Vaccination Achievement per Quarter

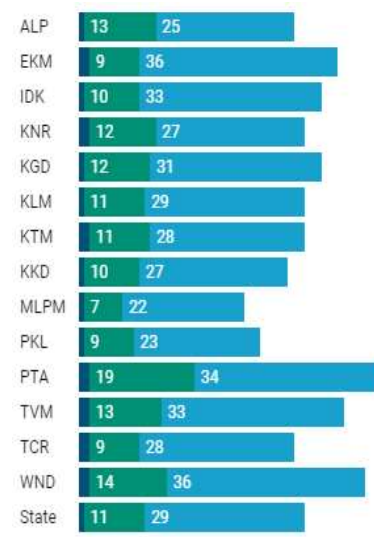
In the third quarter of the immunization drive, 52% of the eligible population (18 + age) in Kerala were given the first dose and 29% the second dose.

■ Q1 ■ Q2 ■ Q3

### First Dose

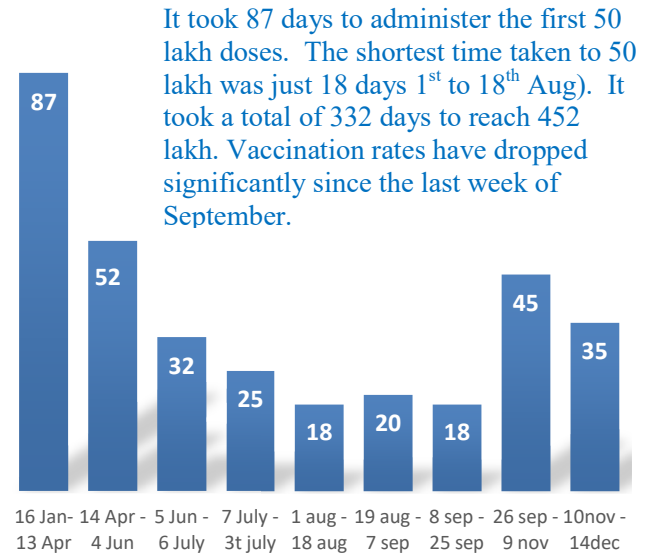


### Second Dose



## Dose Progression

The chart shows the days taken for total COVID-19 Vaccination doses (both first and second) in Kerala to cross every 50 lakh dose mark



## Vaccine Administered per Day and 7 days Moving Average in Last Quarter (Oct -Dec)

The seven-day moving average of daily doses in the last quarter showed a peak on December 2<sup>nd</sup> and continued to fluctuate thereafter



## Important Message to the Public

- a. *Infection or infection rate is only a part and disease manifestation of disease is to be monitored*
- b. *Fatality among vaccinated people is very less. Disease severity among vaccinated people is less.*
- c. *People with comorbidity should be careful. Once detected covid positive they should get admitted and do not stay at home.*
- d. *Death among non-vaccinated people, especially people with comorbidity is because of late arrival in hospitals*
- e. *Diabetes and Hypertension together is the most common cause of patient death if they arrive late.*
- f. *Vaccinated people, only if symptomatic are advised to consult Doctor.*
- g. *Non Vaccinated people, if symptomatic, may do RTPCR test*
- h. *Antigen testing is only for emergency purpose*
- i. *Non vaccinated people with co-morbidities to do testing by RTPCR and consult doctor*
- j. *Repeat RTPCR is not needed among the people who are detected COVID positive in the previous 2 months*
- k. *All young person detected positive and at home isolation should do glucose test*

TABLE1.Total Vaccination done in the State as on 23/02/2022 midnight

State Summary (15+ years)-Total doses administered till 24/2/2022 at 12 AM								
District	Target	First Dose	Percent age	Second Dose	Percentage*	Precaution Dose	Percentage	Total doses administered
Alappuzha	1785011	1676621	94%	1518853	85%	73870	55%	32,69,344
Ernakulam	3126405	3208799	103%	2660432	85%	93002	45%	59,62,233
Idukki	920421	929716	101%	760954	83%	20077	35%	17,10,747
Kannur	2011583	2098351	104%	1802961	90%	67834	48%	39,69,146
Kasaragod	1052859	1015278	96%	823053	78%	31310	41%	18,69,641
Kollam	2198745	2157118	98%	1816063	83%	73109	48%	40,46,290
Kottayam	1647422	1618300	98%	1393304	85%	59481	52%	30,71,085
Kozhikode	2642551	2604692	99%	2093588	79%	59260	36%	47,57,540
Malappuram	3229570	3297088	102%	2480568	77%	49799	41%	58,27,455
Palakkad	2273003	2259460	99%	1870638	82%	69865	51%	41,99,963
Pathanamthitta	1085342	1127448	104%	941233	87%	67921	53%	21,36,602
Thiruvananthapuram	2820638	2796456	99%	2362028	84%	113195	48%	52,71,679
Thrissur	2669204	2556314	96%	2301025	86%	88848	58%	49,46,187
Wayanad	688943	723289	105%	615086	89%	26472	37%	13,64,847
<b>Grand Total</b>	<b>28,151,697</b>	<b>2,80,68,930</b>	<b>100%</b>	<b>2,34,39,786</b>	<b>83%</b>	<b>8,94,043</b>	<b>47%</b>	<b>5,24,02,759</b>

TABLE2.Covid-19Vaccination Center Functional in the State as on 23/02/2022 midnight

DISTRICTS	15+	18+	Total
Alappuzha	4	9	13
Ernakulam	5	43	48
Idukki	2	9	11
Kannur	5	18	23
Kasaragod	3	3	6
Kollam	10	18	28
Kottayam	2	12	14
Kozhikode	8	108	116
Malappuram	36	34	70
Palakkad	4	24	28
Pathanamthitta	5	11	16
Thiruvananthapuram	5	25	30
Thrissur	3	30	33
Wayanad	9	9	18
<b>GrandTotal</b>	<b>101</b>	<b>353</b>	<b>454</b>

TABLE3. HealthCare Workers Coverage as on 23/02/2022 midnight

<b>DISTRICT</b>	<b>1st DOSE</b>	<b>2nd Dose</b>	<b>% fully vaccinated</b>	<b>Precaution dose</b>	<b>Precaution dose (%) *</b>
<b>Alappuzha</b>	29017	27183	94%	11620	54%
<b>Ernakulam</b>	85562	75576	88%	24572	40%
<b>Idukki</b>	13552	12982	96%	4815	47%
<b>Kannur</b>	40387	37453	93%	15976	52%
<b>Kasaragod</b>	11610	10792	93%	4186	49%
<b>Kollam</b>	36032	33743	94%	12888	49%
<b>Kottayam</b>	38706	36232	94%	14350	51%
<b>Kozhikode</b>	52733	47874	91%	14996	40%
<b>Malappuram</b>	44831	41916	93%	14773	51%
<b>Palakkad</b>	34672	31967	92%	13592	53%
<b>Pathanamthitta</b>	29334	25030	85%	10124	50%
<b>Thiruvananthapuram</b>	73420	66251	90%	22699	43%
<b>Thrissur</b>	51909	49116	95%	22939	58%
<b>Wayanad</b>	13977	13274	95%	5772	51%
<b>Grand Total</b>	<b>555742</b>	<b>509389</b>	<b>92%</b>	<b>193302</b>	<b>48%</b>

1st Dose coverage for HCW is 100%

\*Proportion of beneficiaries who are eligible ( completed 9 months after 2nd dose )

TABLE4. Frontline workers Coverage as on 23/02/2022 midnight

<b>DISTRICT</b>	<b>1st dose</b>	<b>2nd Dose</b>	<b>% fully vaccinated</b>	<b>Precaution dose</b>	<b>Precaution dose(%) *</b>
<b>Alappuzha</b>	39124	36701	94%	11204	39%
<b>Ernakulam</b>	54930	50272	92%	15238	40%
<b>Idukki</b>	22992	21313	93%	4524	29%
<b>Kannur</b>	41378	39923	96%	9925	32%
<b>Kasaragod</b>	24615	22435	91%	5512	31%
<b>Kollam</b>	42235	38765	92%	8485	32%
<b>Kottayam</b>	32139	30567	95%	9436	39%
<b>Kozhikode</b>	55268	52492	95%	7213	19%
<b>Malappuram</b>	53912	51207	95%	10389	28%
<b>Palakkad</b>	48096	45474	95%	13290	38%
<b>Pathanamthitta</b>	25249	22500	89%	5836	34%
<b>Thiruvananthapuram</b>	72990	67490	92%	16643	38%
<b>Thrissur</b>	41904	40698	97%	15027	50%
<b>Wayanad</b>	17019	16079	94%	3553	27%
<b>GrandTotal</b>	<b>571851</b>	<b>535916</b>	<b>94%</b>	<b>136275</b>	<b>35%</b>

1st Dose coverage for FLW is 100%

\*Proportion of beneficiaries who are eligible ( completed 9 months after 2nd dose )



TABLE5.Age-Appropriate Group (45-59 Years) Coverage as on 23/02/2022 midnight

Table 5: Age appropriate group (45-59 years) coverage					
45-59 years Coverage as on		24/02/2022	at 12 AM		
District	Target	1st Dose Coverage	Percentage	2nd Dose Coverage	Percentage fully vaccinated
Alappuzha	535436	438493	82%	411137	77%
Ernakulam	809349	782791	97%	694918	86%
Idukki	237564	246818	104%	217533	92%
Kannur	527295	515264	98%	474002	90%
Kasaragod	253027	251945	100%	222381	88%
Kollam	541201	559452	103%	496464	92%
Kottayam	478470	413762	86%	370139	77%
Kozhikode	658949	653919	99%	574015	87%
Malappuram	733338	722020	98%	617476	84%
Palakkad	614226	546646	89%	492037	80%
Pathanamthitta	264372	281556	106%	250126	95%
Thiruvananthapuram	735836	680816	93%	607290	83%
Thrissur	689418	663289	96%	616082	89%
Wayanad	170537	177078	104%	163677	96%
<b>Grand Total</b>	<b>7249018</b>	<b>69,33,849</b>	<b>96%</b>	<b>62,07,277</b>	<b>86%</b>

TABLE6.Age-Appropriate Group (≥60 Years) Coverage as on 23/02/2022 midnight

Table 6: Age appropriate group (≥ 60 years) coverage							
≥ 60 years Coverage as on		24/02/2022	at 12 AM				
District	Target	1st Dose Coverage	Percentage	2nd Dose Coverage	Percentage fully vaccinated	Precaution dose	%
Alappuzha	424565	428530	101%	397229	94%	51046	61%
Ernakulam	673885	675595	100%	616389	91%	53192	50%
Idukki	193981	194428	100%	171799	89%	10738	33%
Kannur	438602	444121	101%	409613	93%	41933	52%
Kasaragod	182460	181586	100%	159494	87%	21612	43%
Kollam	497558	499090	100%	451210	91%	51736	51%
Kottayam	418008	419245	100%	380768	91%	35695	57%
Kozhikode	526896	528589	100%	475885	90%	37051	41%
Malappuram	477642	487674	102%	430276	90%	24637	44%
Palakkad	437708	439403	100%	398129	91%	42983	57%
Pathanamthitta	311297	311896	100%	279031	90%	51961	58%
Thiruvananthapuram	630465	632308	100%	566429	90%	73853	53%
Thrissur	581781	587537	101%	552957	95%	50882	61%
Wayanad	128009	128242	100%	113887	89%	17147	36%
<b>Grand Total</b>	<b>5922857</b>	<b>59,58,244</b>	<b>101%</b>	<b>54,03,096</b>	<b>91%</b>	<b>5,64,466</b>	<b>51%</b>

TABLE 6. Age-Appropriate Group (18-44 Years) Coverage as on 23/02/2022 midnight

18-44 years Coverage as on 24/02/2022 at 12 AM					
District	Target	First Dose		2nd Dose Coverage	Percentage fully vaccinated*
		1st Dose Coverage	Percentage		
Alappuzha	744178	667294	90%	607719	82%
Ernakulam	1470864	1503497	102%	1180730	80%
Idukki	437537	417935	96%	322097	74%
Kannur	947964	960585	101%	794113	84%
Kasaragod	556876	498704	90%	392510	70%
Kollam	1054752	928844	88%	758365	72%
Kottayam	665544	652516	98%	545853	82%
Kozhikode	1313678	1213307	92%	918672	70%
Malappuram	1777378	1818885	102%	1311381	74%
Palakkad	1088327	1081159	99%	864622	79%
Pathanamthitta	460819	441617	96%	343868	75%
Thiruvananthapuram	1309099	1242363	95%	1021181	78%
Thrissur	1274465	1094079	86%	978812	77%
Wayanad	361152	353449	98%	293906	81%
<b>Grand Total</b>	<b>13462633</b>	<b>1,28,74,234</b>	<b>96%</b>	<b>1,03,33,829</b>	<b>77%</b>

\*Among those who have taken first dose

TABLE 7. Age-Appropriate Group (15-17 Years) Coverage as on 23/02/2022 midnight

15-17 years Coverage as on 24/02/2022 at 12 AM					
District	Target	1st Dose Coverage	Percentage	2nd Dose Coverage	Percentage fully vaccinated
Alappuzha	80832	74163	92%	38884	48%
Ernakulam	172307	106424	62%	42547	25%
Idukki	51339	33991	66%	15230	30%
Kannur	97722	96616	99%	47857	49%
Kasaragod	60496	46818	77%	15441	26%
Kollam	105234	91465	87%	37516	36%
Kottayam	85400	61932	73%	29745	35%
Kozhikode	143028	100876	71%	24650	17%
Malappuram	241212	169766	70%	28312	12%
Palakkad	132742	109484	82%	38409	29%
Pathanamthitta	48854	37796	77%	20678	42%
Thiruvananthapuram	145238	94559	65%	33387	23%
Thrissur	123540	117596	95%	63360	51%
Wayanad	29245	33524	115%	14263	49%
<b>Grand Total</b>	<b>1,517,189</b>	<b>11,75,010</b>	<b>77%</b>	<b>4,50,279</b>	<b>29%</b>

TABLE 8. State Summary (18+) as on 23/02/2022 midnight

State Summary (18+) 24-02-2022							at 12 AM	
District	Target	First Dose	Percentage	Second Dose	Percentage*	Precaution Dose	Percentage	
Alappuzha	1704179	1602458	94%	1479969	87%	73870	55%	
Ernakulam	2954098	3102375	105%	2617885	89%	93002	45%	
Idukki	869082	895725	103%	745724	86%	20077	35%	
Kannur	1913861	2001735	105%	1755104	92%	67834	48%	
Kasaragod	992363	968460	98%	807612	81%	31310	41%	
Kollam	2093511	2065653	99%	1778547	85%	73109	48%	
Kottayam	1562022	1556368	100%	1363559	87%	59481	52%	
Kozhikode	2499523	2503816	100%	2068938	83%	59260	36%	
Malappuram	2988358	3127322	105%	2452256	82%	49799	41%	
Palakkad	2140261	2149976	100%	1832229	86%	69865	51%	
Pathanamthitta	1036488	1089652	105%	920555	89%	67921	53%	
Thiruvananthapuram	2675400	2701897	101%	2328641	87%	113195	48%	
Thrissur	2545664	2438718	96%	2237665	88%	88848	58%	
Wayanad	659698	689765	105%	600823	91%	26472	37%	
<b>Grand Total</b>	<b>2,66,34,508</b>	<b>2,68,93,920</b>	<b>101%</b>	<b>2,29,89,507</b>	<b>86%</b>	<b>8,94,043</b>	<b>47%</b>	

\*Revised target population(> 18 years) as per MOHFW is 2.67 crores

\*As per letter from Additional Secretary MOHFW- D O No 2317579/2021/Imm dated 15/09/2021

TABLE 9. Achievement for the day 23/02/2022 midnight

Daily achievement 24-02-2022				
District	First Dose	Second Dose	Precaution dose	Total Doses Administered
Alappuzha	47	421	55	523
Ernakulam	164	937	115	1216
Idukki	26	465	35	526
Kannur	77	1099	54	1230
Kasaragod	82	854	99	1035
Kollam	160	1606	121	1887
Kottayam	4	67	23	94
Kozhikode	146	825	147	1118
Malappuram	1678	6484	197	8359
Palakkad	135	798	67	1000
Pathanamthitta	13	112	31	156
Thiruvananthapuram	28	175	88	291
Thrissur	16	73	54	143
Wayanad	82	905	132	1119
<b>Grand Total</b>	<b>2658</b>	<b>14821</b>	<b>1218</b>	<b>18697</b>

\*\* Vaccine stock details couldn't be downloaded from e-VIN portal as the portal is down.

TABLE9.COVID Vaccination related sites

<a href="mailto:support@cowin.gov.in">support@cowin.gov.in</a> <a href="https://www.cowin.gov.in/home">https://www.cowin.gov.in/home</a> <a href="https://dashboard.kerala.gov.in/">https://dashboard.kerala.gov.in/</a> <a href="https://dhs.kerala.gov.in/https://aogyakeralam.gov.in/https://sha.kerala.gov.in/">https://dhs.kerala.gov.in/https://aogyakeralam.gov.in/https://sha.kerala.gov.in/</a>
---

TABLE10.COVID Vaccination related Helpline numbers

National/State/District	Line1	Line2	Line3
National Helpline	1075	+91 1123978046	0120 4473222
Disha	1056	04712552056	
StateCallCenter	04712309251	04712309252	04712309255
Thiruvananthapuram	9188610100	1077	
Kollam	04742797609	8589015556	
Pathanamthitta	04682222515	04682228220	
Alappuzha	04772239999		
Kottayam	04812565200	04812304800	04812581900
Idukki	18004255640	04862232220	04862233118
Ernakulam	9072303861		
Thrissur	9400066921	9400066922	9400066923
Palakkad	04912505264	04912505189	8943341439
Malappuram	04832733253	04832737858	04832733252
Kozhikode	7594001442		
Wayanad	04936202343	04936202375	9072510900
Kannur	04972700194		
Kasargod	9061076590	9061079244	9061078026