



COVID-19 OUTBREAK CONTROL AND PREVENTION STATE
CELL HEALTH & FAMILY WELFARE DEPARTMENT
Govt of Kerala
www.health.kerala.gov.in

www.dhs.kerala.gov.in

controlroomdhskerala@gmail.com

KeralaHEALTH-COVID-19 DAILY VACCINATION BULLETIN

Date: 24/02/2022

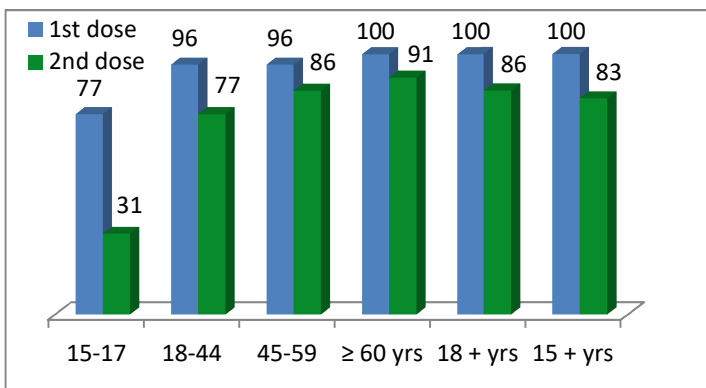
**OUR HEALTH OUR RESPONSIBILITY
VACCINE ADVISORY**

- *People who are vaccinated with Covid Vaccine are reported to have reduced Covid related ICU admissions, serious disease and death.*
- *Early vaccination is useful to safeguard our life from this deadly disease.*
- *Vaccination sessions are planned as per the availability of vaccine. All are requested to cooperate.*
- *After receiving the first dose, second dose of Covishield vaccine isbetakenbetween12–16weeks and second dose of Covaxin between4-6 weeks.*
- *Covid vaccination is currently available to all above the age of 18*
- *Vaccination is available free of cost in all Government covid vaccination centers, and at a nominal rate (as per the Gol order F.No.2079203/2021/Immunization) in selected private Hospitals.*
- **ENSURE ALL YOUR ELIGIBLE FAMILY MEMBERS ARE PROTECTED BY RECEIVING ANY OF THE AVAILABLE COVID VACCINE.**
- **“BOTH COVAXIN AND COVISHIELD ARE EQUALLY EFFECTIVE AND SAFE”**
- **“BE FULLY PROTECTED – GET THE SECOND DOSE AT YOUR SCHEDULED TIME”**

ANALYSIS

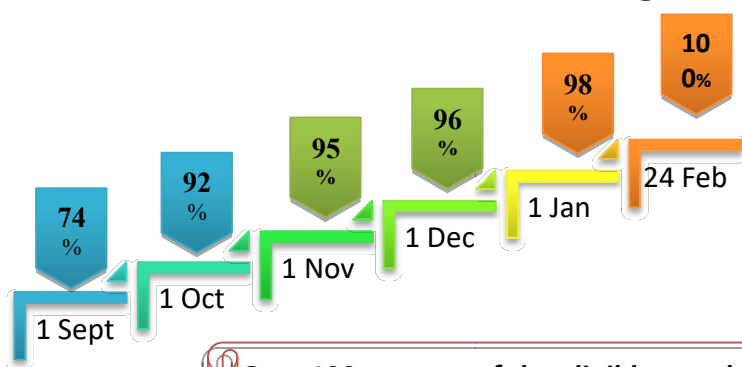
COVID-19 mass vaccinations are showing signs of preventing illness and steep decline in cases and hospital admissions in countries which done vaccination. Kerala started its vaccination for health care workers from January 16, 2021. The COVID-19 Vaccines Operational Guidelines issued by the Ministry of Health and Family Welfare, Govt. of India, 28th December 2020 and all subsequent Guidelines issued by Ministry of Health and Family Welfare, Govt of India are followed at the sites and all vaccination lanes

Summary of COVID Vaccine Administered as on 24-02-2022 midnight



- 100%** of eligible population vaccinated with a single dose till February 24
- 83%** of eligible population vaccinated with double dose till February 24
- State has vaccinated about **77%** of children aged 15 - 17 years with a single dose

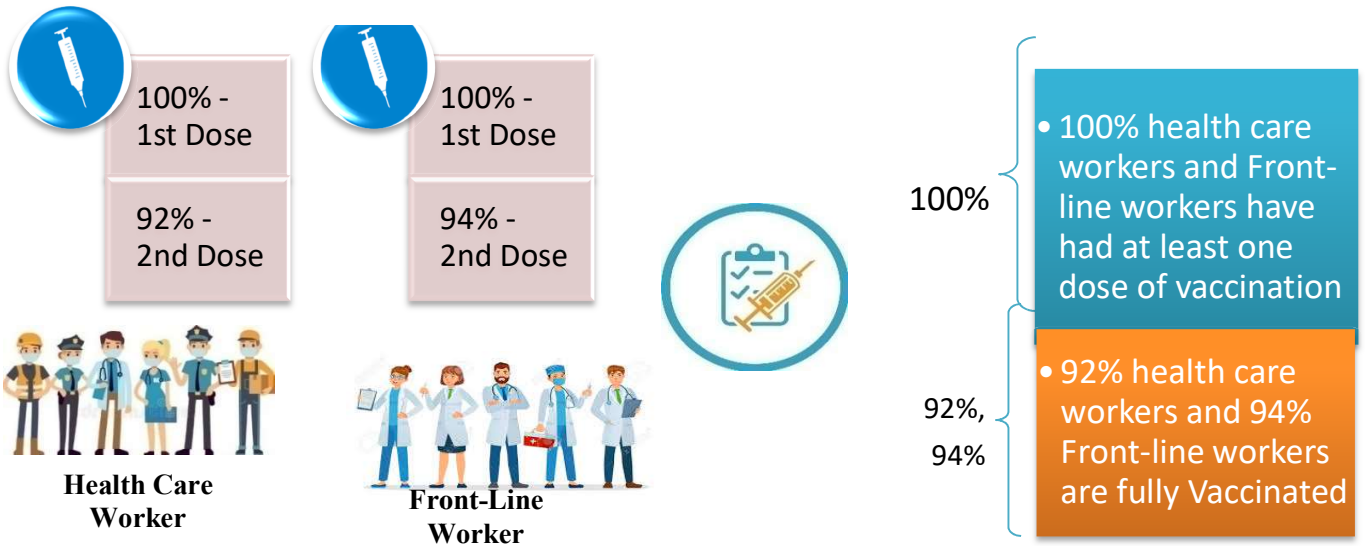
Time Line of Vaccination Coverage



Kerala began administration of COVID 19 Vaccines on 16th January, 2021. As of 24th February 2022, Kerala has administered over 52 million doses overall, including first and second doses of vaccines.


Over 100 per cent of the eligible population (15 + years) in Kerala has been administered the first dose of the Covid-19 vaccine. The state has achieved the target within 414 days since the beginning of the vaccination drive on January 16, 2021

Health Care Workers & Front-line Workers Vaccinated



Are You Vaccinated? You Still Need to Practice: SMS

- Even after vaccination, follow COVID appropriate behavior
- Practice Social Distancing and greet without physical contact
- Always wear clean face mask
- Wash your hands thoroughly and frequently or use hand sanitizer
- Follow the current COVID 19 guidelines to prevent further spread
- Stay Safe. Stay Strong. Get Vaccinated



Even After Getting Vaccinated Keep Taking Precautions to Protect Your Self



The Race Towards Full Vaccination - Weekly Trend

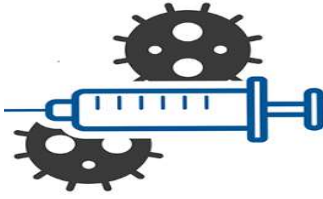
12th – 18th Feb, 2022

Kerala Administered over

2.42 Lakh

COVID Vaccine Doses

in the last 7 days
(12th to 18th Feb)



From 12th to 18th Feb, 2022 on average

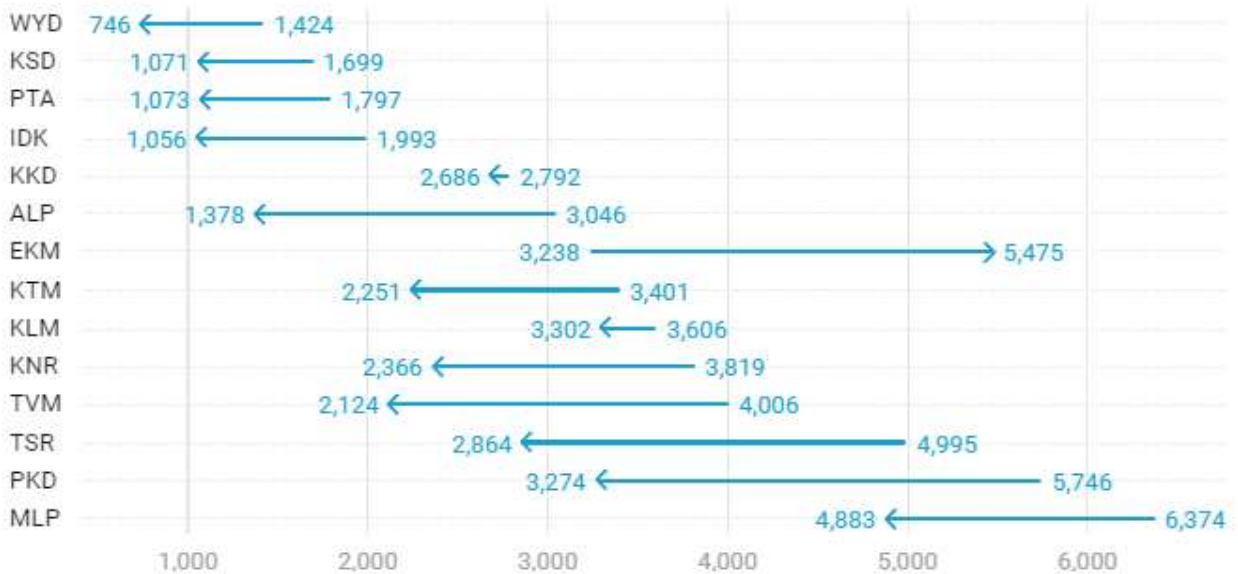
0.35lakh

doses were administered daily.

Average Doses Administered Per day per week (in 1000)



Trend in average per day vaccination for the last two weeks

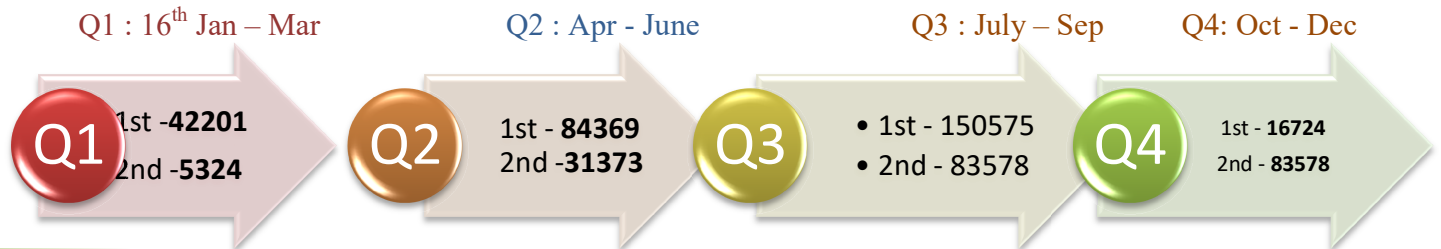


Race Against Time – Vaccination Quarterly Status

(Q1:16th Jan-Mar, Q2: Apr-June, Q3: July-Sep, Q4: Oct - Dec)

Daily Average Doses Administered per Quarter

In the first Quarter, only 42201 first doses and 5324 second doses were administered daily on average. During the second, third and fourth quarters, the daily vaccination of the first and second doses increased significantly.



Vaccination Achievement per Quarter

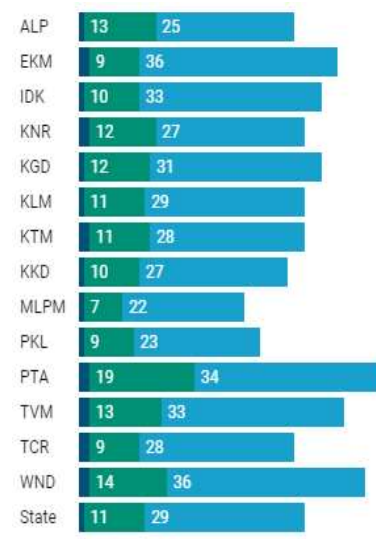
In the third quarter of the immunization drive, 52% of the eligible population (18 + age) in Kerala were given the first dose and 29% the second dose.

■ Q1 ■ Q2 ■ Q3

First Dose

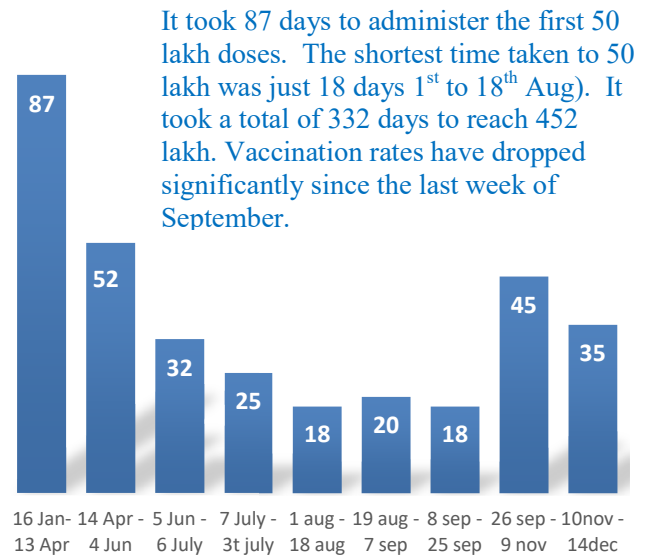


Second Dose



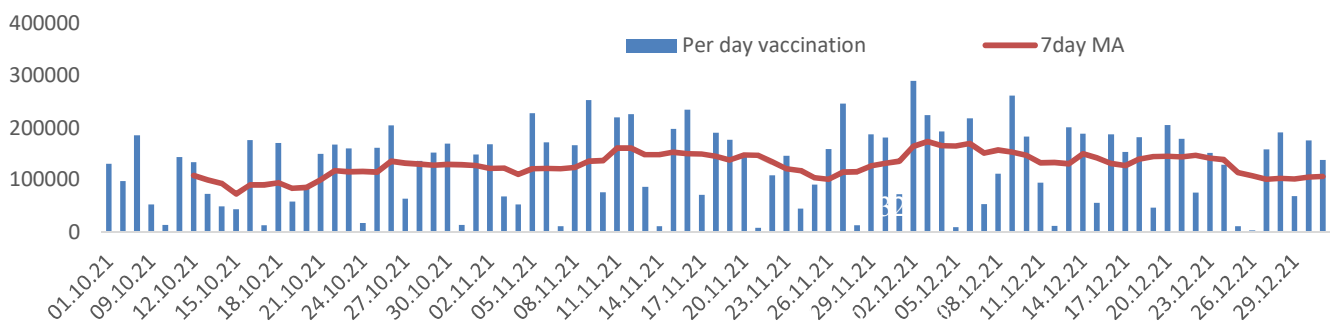
Dose Progression

The chart shows the days taken for total COVID-19 Vaccination doses (both first and second) in Kerala to cross every 50 lakh dose mark



Vaccine Administered per Day and 7 days Moving Average in Last Quarter (Oct -Dec)

The seven-day moving average of daily doses in the last quarter showed a peak on December 2nd and continued to fluctuate thereafter



Important Message to the Public

- a. *Infection or infection rate is only a part and disease manifestation of disease is to be monitored*
- b. *Fatality among vaccinated people is very less. Disease severity among vaccinated people is less.*
- c. *People with comorbidity should be careful. Once detected covid positive they should get admitted and do not stay at home.*
- d. *Death among non-vaccinated people, especially people with comorbidity is because of late arrival in hospitals*
- e. *Diabetes and Hypertension together is the most common cause of patient death if they arrive late.*
- f. *Vaccinated people, only if symptomatic are advised to consult Doctor.*
- g. *Non Vaccinated people, if symptomatic, may do RTPCR test*
- h. *Antigen testing is only for emergency purpose*
- i. *Non vaccinated people with co-morbidities to do testing by RTPCR and consult doctor*
- j. *Repeat RTPCR is not needed among the people who are detected COVID positive in the previous 2 months*
- k. *All young person detected positive and at home isolation should do glucose test*

TABLE1.Total Vaccination done in the State as on 24/02/2022 midnight

| State Summary (15+ years)-Total doses administered till 25/2/2022 at 12 AM | | | | | | | | |
|--|-------------------|--------------------|-------------|--------------------|-------------|-----------------|------------|--------------------------|
| District | Target | First Dose | Percent age | Second Dose | Percentage* | Precaution Dose | Percentage | Total doses administered |
| Alappuzha | 1785011 | 1676996 | 94% | 1524531 | 85% | 74630 | 56% | 32,76,157 |
| Ernakulam | 3126405 | 3209511 | 103% | 2668652 | 85% | 93797 | 45% | 59,71,960 |
| Idukki | 920421 | 929824 | 101% | 762467 | 83% | 20238 | 35% | 17,12,529 |
| Kannur | 2011583 | 2098736 | 104% | 1806048 | 90% | 68312 | 48% | 39,73,096 |
| Kasaragod | 1052859 | 1015481 | 96% | 824163 | 78% | 31800 | 41% | 18,71,444 |
| Kollam | 2198745 | 2157477 | 98% | 1819515 | 83% | 73628 | 48% | 40,50,620 |
| Kottayam | 1647422 | 1618542 | 98% | 1395561 | 85% | 59861 | 52% | 30,73,964 |
| Kozhikode | 2642551 | 2605173 | 99% | 2097183 | 79% | 59586 | 36% | 47,61,942 |
| Malappuram | 3229570 | 3298505 | 102% | 2487434 | 77% | 50166 | 41% | 58,36,105 |
| Palakkad | 2273003 | 2260037 | 99% | 1877951 | 83% | 70297 | 52% | 42,08,285 |
| Pathanamthitta | 1085342 | 1127597 | 104% | 942181 | 87% | 68312 | 53% | 21,38,090 |
| Thiruvananthapuram | 2820638 | 2797595 | 99% | 2371356 | 84% | 113504 | 48% | 52,82,455 |
| Thrissur | 2669204 | 2556350 | 96% | 2301257 | 86% | 88886 | 58% | 49,46,493 |
| Wayanad | 688943 | 723364 | 105% | 615785 | 89% | 26657 | 37% | 13,65,806 |
| Grand Total | 28,151,697 | 2,80,75,188 | 100% | 2,34,94,084 | 83% | 8,99,674 | 47% | 5,24,68,946 |

TABLE2.Covid-19Vaccination Center Functional in the State as on 24/02/2022 midnight

| DISTRICTS | 15+ | 18+ | Total |
|--------------------|------------|------------|-------------|
| Alappuzha | 85 | 90 | 175 |
| Ernakulam | 36 | 88 | 124 |
| Idukki | 9 | 18 | 27 |
| Kannur | 16 | 24 | 40 |
| Kasaragod | 2 | 45 | 47 |
| Kollam | 28 | 44 | 72 |
| Kottayam | 14 | 65 | 79 |
| Kozhikode | 6 | 108 | 114 |
| Malappuram | 40 | 53 | 93 |
| Palakkad | 32 | 34 | 66 |
| Pathanamthitta | 24 | 42 | 66 |
| Thiruvananthapuram | 123 | 24 | 147 |
| Thrissur | 2 | 15 | 17 |
| Wayanad | 33 | 36 | 69 |
| GrandTotal | 450 | 686 | 1136 |

TABLE3. HealthCare Workers Coverage as on 24/02/2022 midnight

| <i>DISTRICT</i> | <i>1st DOSE</i> | <i>2nd Dose</i> | <i>% fully vaccinated</i> | <i>Precaution dose</i> | <i>Precaution dose (%) *</i> |
|---------------------------|-----------------|-----------------|---------------------------|------------------------|------------------------------|
| Alappuzha | 29018 | 27186 | 94% | 11698 | 54% |
| Ernakulam | 85562 | 75584 | 88% | 24799 | 40% |
| Idukki | 13552 | 12983 | 96% | 4836 | 47% |
| Kannur | 40387 | 37455 | 93% | 16043 | 53% |
| Kasaragod | 11610 | 10794 | 93% | 4264 | 50% |
| Kollam | 36032 | 33744 | 94% | 12919 | 49% |
| Kottayam | 38706 | 36234 | 94% | 14406 | 52% |
| Kozhikode | 52733 | 47874 | 91% | 15058 | 40% |
| Malappuram | 44831 | 41918 | 94% | 14839 | 51% |
| Palakkad | 34672 | 31969 | 92% | 13670 | 53% |
| Pathanamthitta | 29334 | 25031 | 85% | 10157 | 50% |
| Thiruvananthapuram | 73421 | 66251 | 90% | 22718 | 43% |
| Thrissur | 51909 | 49116 | 95% | 22947 | 58% |
| Wayanad | 13977 | 13274 | 95% | 5797 | 51% |
| Grand Total | 555744 | 509413 | 92% | 194151 | 48% |

1st Dose coverage for HCW is 100%

*Proportion of beneficiaries who are eligible (completed 9 months after 2nd dose)

TABLE4. Frontline workers Coverage as on 24/02/2022 midnight

| <i>DISTRICT</i> | <i>1st dose</i> | <i>2nd Dose</i> | <i>% fully vaccinated</i> | <i>Precaution dose</i> | <i>Precaution dose(%) *</i> |
|---------------------------|-----------------|-----------------|---------------------------|------------------------|-----------------------------|
| Alappuzha | 39124 | 36703 | 94% | 11261 | 39% |
| Ernakulam | 54930 | 50273 | 92% | 15298 | 40% |
| Idukki | 22992 | 21313 | 93% | 4534 | 29% |
| Kannur | 41378 | 39925 | 96% | 9982 | 32% |
| Kasaragod | 24615 | 22436 | 91% | 5533 | 31% |
| Kollam | 42235 | 38768 | 92% | 8519 | 32% |
| Kottayam | 32139 | 30567 | 95% | 9461 | 40% |
| Kozhikode | 55268 | 52493 | 95% | 7230 | 19% |
| Malappuram | 53912 | 51208 | 95% | 10458 | 29% |
| Palakkad | 48096 | 45477 | 95% | 13334 | 38% |
| Pathanamthitta | 25249 | 22500 | 89% | 5853 | 34% |
| Thiruvananthapuram | 72990 | 67492 | 92% | 16716 | 38% |
| Thrissur | 41904 | 40698 | 97% | 15029 | 50% |
| Wayanad | 17019 | 16079 | 94% | 3565 | 28% |
| GrandTotal | 571851 | 535932 | 94% | 136773 | 35% |

1st Dose coverage for FLW is 100%

*Proportion of beneficiaries who are eligible (completed 9 months after 2nd dose)

TABLE5.Age-Appropriate Group (45-59 Years) Coverage as on 24/02/2022 midnight

| Table 5: Age appropriate group (45-59 years) coverage | | | | | |
|---|----------------|-------------------|------------|-------------------|-----------------------------|
| 45-59 years Coverage as on | | 25/02/2022 | at 12 AM | | |
| District | Target | 1st Dose Coverage | Percentage | 2nd Dose Coverage | Percentage fully vaccinated |
| Alappuzha | 535436 | 438518 | 82% | 411392 | 77% |
| Ernakulam | 809349 | 782816 | 97% | 695179 | 86% |
| Idukki | 237564 | 246821 | 104% | 217567 | 92% |
| Kannur | 527295 | 515286 | 98% | 474212 | 90% |
| Kasaragod | 253027 | 251959 | 100% | 222474 | 88% |
| Kollam | 541201 | 559477 | 103% | 496672 | 92% |
| Kottayam | 478470 | 413779 | 86% | 370317 | 77% |
| Kozhikode | 658949 | 653937 | 99% | 574219 | 87% |
| Malappuram | 733338 | 722042 | 98% | 617740 | 84% |
| Palakkad | 614226 | 546661 | 89% | 492189 | 80% |
| Pathanamthitta | 264372 | 281560 | 107% | 250177 | 95% |
| Thiruvananthapuram | 735836 | 680837 | 93% | 607363 | 83% |
| Thrissur | 689418 | 663293 | 96% | 616098 | 89% |
| Wayanad | 170537 | 177081 | 104% | 163694 | 96% |
| Grand Total | 7249018 | 69,34,067 | 96% | 62,09,293 | 86% |

TABLE6.Age-Appropriate Group (≥60 Years) Coverage as on 24/02/2022 midnight

| Table 6: Age appropriate group (≥ 60 years) coverage | | | | | | | |
|--|----------------|-------------------|-------------|-------------------|-----------------------------|-----------------|------------|
| ≥ 60 years Coverage as on | | 25/02/2022 | at 12 AM | | | | |
| District | Target | 1st Dose Coverage | Percentage | 2nd Dose Coverage | Percentage fully vaccinated | Precaution dose | % |
| Alappuzha | 424565 | 428546 | 101% | 397369 | 94% | 51671 | 62% |
| Ernakulam | 673885 | 675612 | 100% | 616493 | 91% | 53700 | 50% |
| Idukki | 193981 | 194432 | 100% | 171832 | 89% | 10868 | 34% |
| Kannur | 438602 | 444127 | 101% | 409706 | 93% | 42287 | 52% |
| Kasaragod | 182460 | 181589 | 100% | 159534 | 87% | 22003 | 43% |
| Kollam | 497558 | 499110 | 100% | 451316 | 91% | 52190 | 52% |
| Kottayam | 418008 | 419263 | 100% | 380917 | 91% | 35994 | 57% |
| Kozhikode | 526896 | 528601 | 100% | 476001 | 90% | 37298 | 42% |
| Malappuram | 477642 | 487683 | 102% | 430370 | 90% | 24869 | 45% |
| Palakkad | 437708 | 439414 | 100% | 398205 | 91% | 43293 | 57% |
| Pathanamthitta | 311297 | 311905 | 100% | 279072 | 90% | 52302 | 58% |
| Thiruvananthapuram | 630465 | 632320 | 100% | 566494 | 90% | 74070 | 53% |
| Thrissur | 581781 | 587538 | 101% | 552979 | 95% | 50910 | 61% |
| Wayanad | 128009 | 128242 | 100% | 113900 | 89% | 17295 | 36% |
| Grand Total | 5922857 | 59,58,382 | 101% | 54,04,188 | 91% | 5,68,750 | 52% |

TABLE 6. Age-Appropriate Group (18-44 Years) Coverage as on 24/02/2022 midnight

| 18-44 years Coverage as on 25/02/2022 at 12 AM | | | | | |
|--|-----------------|--------------------|------------|--------------------|------------------------------|
| District | Target | First Dose | | 2nd Dose Coverage | Percentage fully vaccinated* |
| | | 1st Dose Coverage | Percentage | | |
| Alappuzha | 744178 | 667435 | 90% | 609651 | 82% |
| Ernakulam | 1470864 | 1503753 | 102% | 1183304 | 80% |
| Idukki | 437537 | 417969 | 96% | 322536 | 74% |
| Kannur | 947964 | 960762 | 101% | 795282 | 84% |
| Kasaragod | 556876 | 498840 | 90% | 393174 | 71% |
| Kollam | 1054752 | 928977 | 88% | 759622 | 72% |
| Kottayam | 665544 | 652599 | 98% | 546852 | 82% |
| Kozhikode | 1313678 | 1213533 | 92% | 920092 | 70% |
| Malappuram | 1777378 | 1819320 | 102% | 1313895 | 74% |
| Palakkad | 1088327 | 1081340 | 99% | 866642 | 80% |
| Pathanamthitta | 460819 | 441692 | 96% | 344206 | 75% |
| Thiruvananthapuram | 1309099 | 1242693 | 95% | 1024198 | 78% |
| Thrissur | 1274465 | 1094103 | 86% | 978905 | 77% |
| Wayanad | 361152 | 353485 | 98% | 294212 | 81% |
| Grand Total | 13462633 | 1,28,76,501 | 96% | 1,03,52,571 | 77% |

*Among those who have taken first dose

TABLE 7. Age-Appropriate Group (15-17 Years) Coverage as on 24/02/2022 midnight

| 15-17 years Coverage as on 25/02/2022 at 12 AM | | | | | |
|--|------------------|-------------------|------------|-------------------|-----------------------------|
| District | Target | 1st Dose Coverage | Percentage | 2nd Dose Coverage | Percentage fully vaccinated |
| Alappuzha | 80832 | 74355 | 92% | 42230 | 52% |
| Ernakulam | 172307 | 106838 | 62% | 47819 | 28% |
| Idukki | 51339 | 34058 | 66% | 16236 | 32% |
| Kannur | 97722 | 96796 | 99% | 49468 | 51% |
| Kasaragod | 60496 | 46868 | 77% | 15751 | 26% |
| Kollam | 105234 | 91646 | 87% | 39393 | 37% |
| Kottayam | 85400 | 62056 | 73% | 30674 | 36% |
| Kozhikode | 143028 | 101101 | 71% | 26504 | 19% |
| Malappuram | 241212 | 170717 | 71% | 32303 | 13% |
| Palakkad | 132742 | 109854 | 83% | 43469 | 33% |
| Pathanamthitta | 48854 | 37857 | 77% | 21195 | 43% |
| Thiruvananthapuram | 145238 | 95334 | 66% | 39558 | 27% |
| Thrissur | 123540 | 117603 | 95% | 63461 | 51% |
| Wayanad | 29245 | 33560 | 115% | 14626 | 50% |
| Grand Total | 1,517,189 | 11,78,643 | 77% | 4,82,687 | 31% |

TABLE 8. State Summary (18+) as on 24/02/2022 midnight

| State Summary (18+) 25-02-2022 | | | | | | | at 12 AM | |
|--------------------------------|--------------------|--------------------|-------------|--------------------|-------------|-----------------|------------|--|
| District | Target | First Dose | Percentage | Second Dose | Percentage* | Precaution Dose | Percentage | |
| Alappuzha | 1704179 | 1602641 | 94% | 1482301 | 87% | 74630 | 56% | |
| Ernakulam | 2954098 | 3102673 | 105% | 2620833 | 89% | 93797 | 45% | |
| Idukki | 869082 | 895766 | 103% | 746231 | 86% | 20238 | 35% | |
| Kannur | 1913861 | 2001940 | 105% | 1756580 | 92% | 68312 | 48% | |
| Kasaragod | 992363 | 968613 | 98% | 808412 | 81% | 31800 | 41% | |
| Kollam | 2093511 | 2065831 | 99% | 1780122 | 85% | 73628 | 48% | |
| Kottayam | 1562022 | 1556486 | 100% | 1364887 | 87% | 59861 | 52% | |
| Kozhikode | 2499523 | 2504072 | 100% | 2070679 | 83% | 59586 | 36% | |
| Malappuram | 2988358 | 3127788 | 105% | 2455131 | 82% | 50166 | 41% | |
| Palakkad | 2140261 | 2150183 | 100% | 1834482 | 86% | 70297 | 52% | |
| Pathanamthitta | 1036488 | 1089740 | 105% | 920986 | 89% | 68312 | 53% | |
| Thiruvananthapuram | 2675400 | 2702261 | 101% | 2331798 | 87% | 113504 | 48% | |
| Thrissur | 2545664 | 2438747 | 96% | 2237796 | 88% | 88886 | 58% | |
| Wayanad | 659698 | 689804 | 105% | 601159 | 91% | 26657 | 37% | |
| Grand Total | 2,66,34,508 | 2,68,96,545 | 101% | 2,30,11,397 | 86% | 8,99,674 | 47% | |

*Revised target population(> 18 years) as per MOHFW is 2.67 crores

*As per letter from Additional Secretary MOHFW- D O No 2317579/2021/Imm dated 15/09/2021

TABLE 9. Achievement for the day 24/02/2022 midnight

| Daily achievement 25-02-2022 | | | | |
|------------------------------|-------------|--------------|-----------------|--------------------------|
| District | First Dose | Second Dose | Precaution dose | Total Doses Administered |
| Alappuzha | 375 | 5676 | 760 | 6811 |
| Ernakulam | 707 | 8187 | 756 | 9650 |
| Idukki | 108 | 1513 | 161 | 1782 |
| Kannur | 384 | 3073 | 475 | 3932 |
| Kasaragod | 203 | 1110 | 488 | 1801 |
| Kollam | 359 | 3451 | 518 | 4328 |
| Kottayam | 242 | 2257 | 379 | 2878 |
| Kozhikode | 480 | 3589 | 325 | 4394 |
| Malappuram | 1405 | 6861 | 366 | 8632 |
| Palakkad | 577 | 7307 | 431 | 8315 |
| Pathanamthitta | 149 | 947 | 391 | 1487 |
| Thiruvananthapuram | 1139 | 9327 | 288 | 10754 |
| Thrissur | 35 | 223 | 36 | 294 |
| Wayanad | 75 | 699 | 185 | 959 |
| Grand Total | 6238 | 54220 | 5559 | 66017 |

** Vaccine stock details couldn't be downloaded from e-VIN portal as the portal is down.

TABLE9.COVID Vaccination related sites

| |
|---|
| support@cowin.gov.in https://www.cowin.gov.in/home https://dashboard.kerala.gov.in/ https://dhs.kerala.gov.in/https://aogyakeralam.gov.in/https://sha.kerala.gov.in/ |
|---|

TABLE10.COVID Vaccination related Helpline numbers

| National/State/District | Line1 | Line2 | Line3 |
|-------------------------|-------------|----------------|--------------|
| National Helpline | 1075 | +91 1123978046 | 0120 4473222 |
| Disha | 1056 | 04712552056 | |
| StateCallCenter | 04712309251 | 04712309252 | 04712309255 |
| Thiruvananthapuram | 9188610100 | 1077 | |
| Kollam | 04742797609 | 8589015556 | |
| Pathanamthitta | 04682222515 | 04682228220 | |
| Alappuzha | 04772239999 | | |
| Kottayam | 04812565200 | 04812304800 | 04812581900 |
| Idukki | 18004255640 | 04862232220 | 04862233118 |
| Ernakulam | 9072303861 | | |
| Thrissur | 9400066921 | 9400066922 | 9400066923 |
| Palakkad | 04912505264 | 04912505189 | 8943341439 |
| Malappuram | 04832733253 | 04832737858 | 04832733252 |
| Kozhikode | 7594001442 | | |
| Wayanad | 04936202343 | 04936202375 | 9072510900 |
| Kannur | 04972700194 | | |
| Kasargod | 9061076590 | 9061079244 | 9061078026 |