



**COVID-19 OUTBREAK CONTROL AND PREVENTION STATE  
CELL HEALTH & FAMILY WELFARE DEPARTMENT  
Govt of Kerala  
[www.health.kerala.gov.in](http://www.health.kerala.gov.in)**

[www.dhs.kerala.gov.in](http://www.dhs.kerala.gov.in)

[controlroomdhskerala@gmail.com](mailto:controlroomdhskerala@gmail.com)

***Kerala*HEALTH-COVID-19 DAILY VACCINATION BULLETIN**

**Date: 25/02/2022**

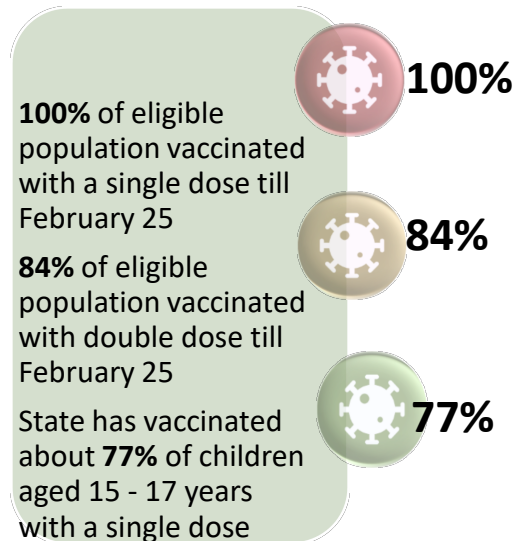
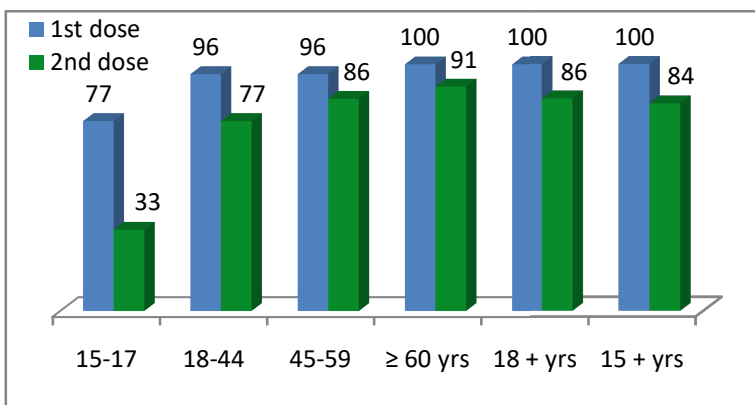
**OUR HEALTH OUR RESPONSIBILITY  
VACCINE ADVISORY**

- *People who are vaccinated with Covid Vaccine are reported to have reduced Covid related ICU admissions, serious disease and death.*
- *Early vaccination is useful to safeguard our life from this deadly disease.*
- *Vaccination sessions are planned as per the availability of vaccine. All are requested to cooperate.*
- *After receiving the first dose, second dose of Covishield vaccine isbetakenbetween12–16weeks and second dose of Covaxin between4-6 weeks.*
- *Covid vaccination is currently available to all above the age of 18.*
- *Vaccination is available free of cost in all Government covid vaccination centers, and at a nominal rate (as per the GoI order F.No.2079203/2021/Immunization) in selected private Hospitals.*
- ***ENSURE ALL YOUR ELIGIBLE FAMILY MEMBERS ARE PROTECTED BY RECEIVING ANY OF THE AVAILABLE COVID VACCINE.***
- ***“BOTH COVAXIN AND COVISHIELD ARE EQUALLY EFFECTIVE AND SAFE”***
- ***“BE FULLY PROTECTED – GET THE SECOND DOSE AT YOUR SCHEDULED TIME”***

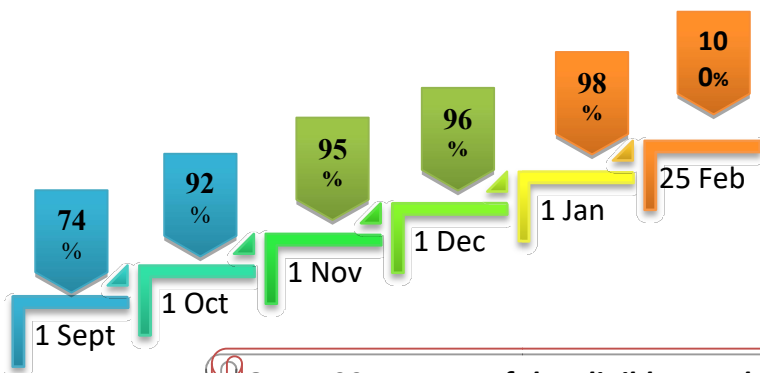
## ANALYSIS

COVID-19 mass vaccinations are showing signs of preventing illness and steep decline in cases and hospital admissions in countries which done vaccination. Kerala started its vaccination for health care workers from January 16, 2021. The COVID-19 Vaccines Operational Guidelines issued by the Ministry of Health and Family Welfare, Govt. of India, 28th December 2020 and all subsequent Guidelines issued by Ministry of Health and Family Welfare, Govt of India are followed at the sites and all vaccination lanes

### Summary of COVID Vaccine Administered as on 25-02-2022 midnight



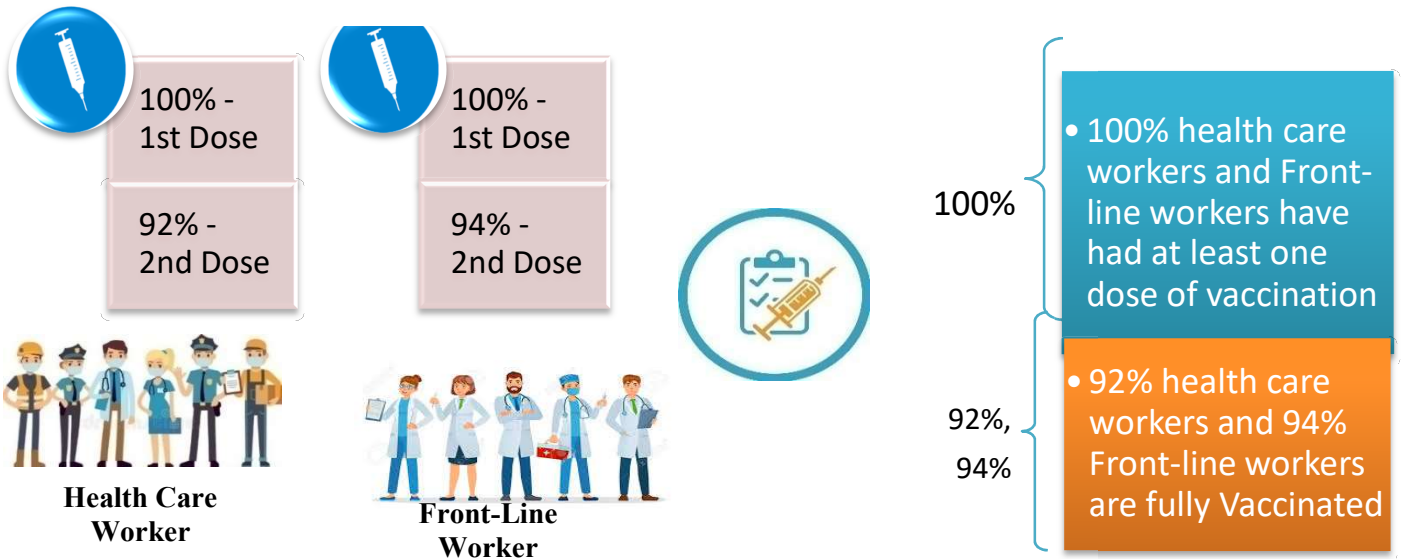
### Time Line of Vaccination Coverage



Kerala began administration of COVID 19 Vaccines on 16<sup>th</sup> January, 2021. As of 25<sup>th</sup> February 2022, Kerala has administered over 52 million doses overall, including first and second doses of vaccines.


**Over 100 per cent of the eligible population (15 + years) in Kerala has been administered the first dose of the Covid-19 vaccine. The state has achieved the target within 415 days since the beginning of the vaccination drive on January 16, 2021**

# Health Care Workers & Front-line Workers Vaccinated



## Are You Vaccinated? You Still Need to Practice: SMS

- Even after vaccination, follow COVID appropriate behavior
- Practice Social Distancing and greet without physical contact
- Always wear clean face mask
- Wash your hands thoroughly and frequently or use hand sanitizer
- Follow the current COVID 19 guidelines to prevent further spread
- Stay Safe. Stay Strong. Get Vaccinated



Even After Getting Vaccinated Keep Taking Precautions to Protect Your Self



**GET VACCINATED**



**WASH YOUR HANDS**



**WEAR A MASK**



**KEEP YOUR DISTANCE**

# The Race Towards Full Vaccination - Weekly Trend

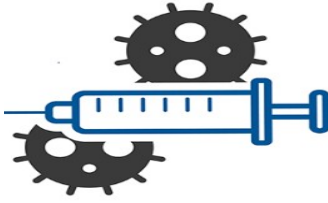
12<sup>th</sup> – 18<sup>th</sup> Feb, 2022

Kerala Administered over

## 2.42 Lakh

COVID Vaccine Doses

in the last 7 days  
(12<sup>th</sup> to 18<sup>th</sup> Feb)



From 12<sup>th</sup> to 18<sup>th</sup> Feb, 2022 on average

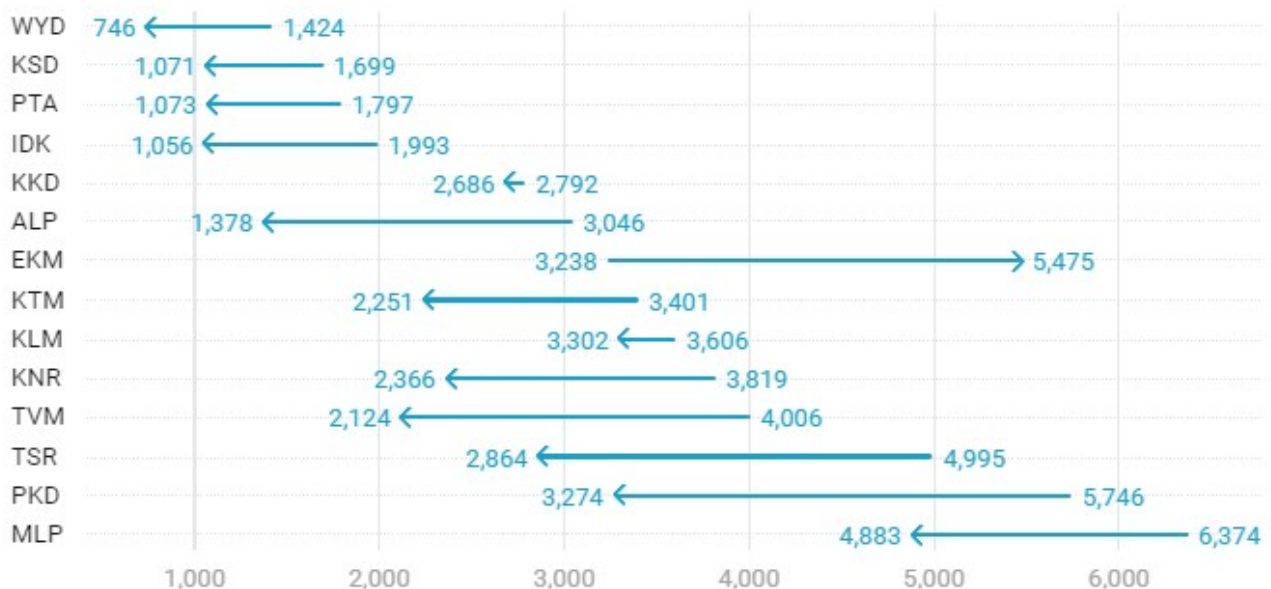
## 0.35lakh

doses were administered daily.

Average Doses Administered Per day per week (in 1000)



Trend in average per day vaccination for the last two weeks



# Race Against Time – Vaccination Quarterly Status

(Q1: 16<sup>th</sup> Jan-Mar, Q2: Apr-June, Q3: July-Sep, Q4: Oct-Dec)

## Daily Average Doses Administered per Quarter

In the first Quarter, only 42201 first doses and 5324 second doses were administered daily on average. During the second, third and fourth quarters, the daily vaccination of the first and second doses increased significantly.



## Vaccination Achievement per Quarter

In the third quarter of the immunization drive, 52% of the eligible population (18 + age) in Kerala were given the first dose and 29% the second dose.

## Dose Progression

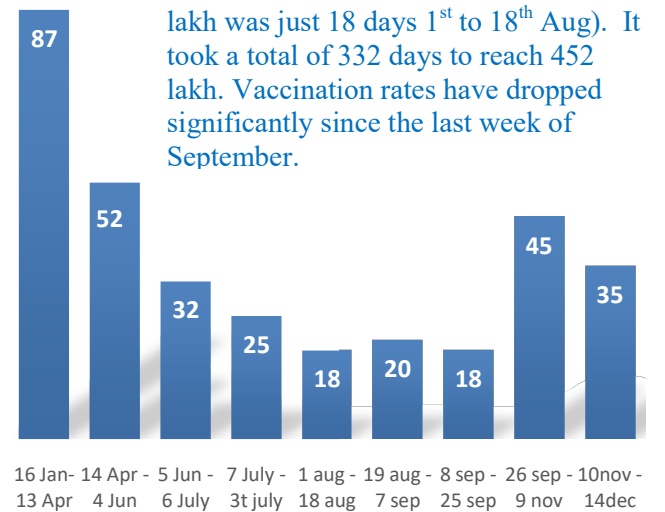
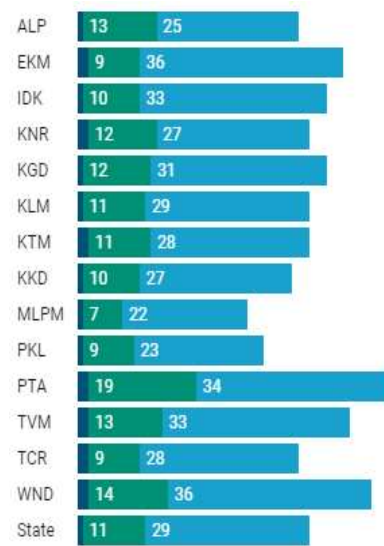
The chart shows the days taken for total COVID-19 Vaccination doses (both first and second) in Kerala to cross every 50 lakh dose mark.

■ Q1 ■ Q2 ■ Q3

### First Dose



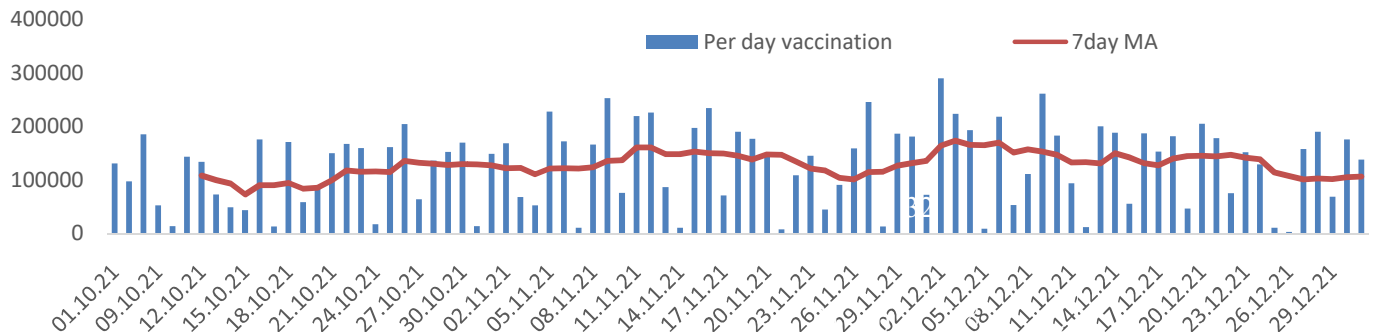
### Second Dose



It took 87 days to administer the first 50 lakh doses. The shortest time taken to 50 lakh was just 18 days 1<sup>st</sup> to 18<sup>th</sup> Aug). It took a total of 332 days to reach 452 lakh. Vaccination rates have dropped significantly since the last week of September.

## Vaccine Administered per Day and 7 days Moving Average in Last Quarter (Oct -Dec)

The seven-day moving average of daily doses in the last quarter showed a peak on December 2<sup>nd</sup> and continued to fluctuate thereafter.



## Important Message to the Public

- a. *Infection or infection rate is only a part and disease manifestation of disease is to be monitored*
- b. *Fatality among vaccinated people is very less. Disease severity among vaccinated people is less.*
- c. *People with comorbidity should be careful. Once detected covid positive they should get admitted and do not stay at home.*
- d. *Death among non-vaccinated people, especially people with comorbidity is because of late arrival in hospitals*
- e. *Diabetes and Hypertension together is the most common cause of patient death if they arrive late.*
- f. *Vaccinated people, only if symptomatic are advised to consult Doctor.*
- g. *Non Vaccinated people, if symptomatic, may do RTPCR test*
- h. *Antigen testing is only for emergency purpose*
- i. *Non vaccinated people with co-morbidities to do testing by RTPCR and consult doctor*
- j. *Repeat RTPCR is not needed among the people who are detected COVID positive in the previous 2 months*
- k. *All young person detected positive and at home isolation should do glucose test*

TABLE1.Total Vaccination done in the State as on 25/02/2022 midnight

State Summary (15+ years)-Total doses administered till 26/2/2022 at 12 AM								
District	Target	First Dose	Percent age	Second Dose	Percentage*	Precaution Dose	Percentage	Total doses administered
Alappuzha	1785011	1677049	94%	1525334	85%	74777	56%	3,277,160
Ernakulam	3126405	3210188	103%	2674324	86%	94450	46%	5,978,962
Idukki	920421	929990	101%	764553	83%	20308	35%	1,714,851
Kannur	2011583	2098899	104%	1807671	90%	68610	48%	3,975,180
Kasaragod	1052859	1015925	96%	827902	79%	31829	41%	1,875,656
Kollam	2198745	2157974	98%	1823929	83%	74149	48%	4,056,052
Kottayam	1647422	1618695	98%	1396768	85%	60001	52%	3,075,464
Kozhikode	2642551	2605585	99%	2100037	79%	60069	36%	4,765,691
Malappuram	3229570	3299581	102%	2493561	77%	50477	42%	5,843,619
Palakkad	2273003	2260391	99%	1882033	83%	70564	52%	4,212,988
Pathanamthitta	1085342	1127714	104%	943257	87%	68487	54%	2,139,458
Thiruvananthapuram	2820638	2797922	99%	2373992	84%	114745	49%	5,286,659
Thrissur	2669204	2556633	96%	2304282	86%	89498	58%	4,950,413
Wayanad	688943	723508	105%	617210	90%	26900	37%	1,367,618
<b>Grand Total</b>	<b>28,151,697</b>	<b>28,080,054</b>	<b>100%</b>	<b>23,534,853</b>	<b>84%</b>	<b>904,864</b>	<b>48%</b>	<b>52,519,771</b>

TABLE2.Covid-19Vaccination Center Functional in the State as on 25/02/2022 midnight

<i>DISTRICTS</i>	15+	18+	Total
<b>Alappuzha</b>	9	10	19
<b>Ernakulam</b>	24	83	107
<b>Idukki</b>	14	12	26
<b>Kannur</b>	12	17	29
<b>Kasaragod</b>	45	3	48
<b>Kollam</b>	26	45	71
<b>Kottayam</b>	13	43	56
<b>Kozhikode</b>	6	107	113
<b>Malappuram</b>	30	74	104
<b>Palakkad</b>	18	21	39
<b>Pathanamthitta</b>	31	35	66
<b>Thiruvananthapuram</b>	6	142	148
<b>Thrissur</b>	82	131	213
<b>Wayanad</b>	33	36	69
<b>GrandTotal</b>	<b>349</b>	<b>759</b>	<b>1108</b>

TABLE3. HealthCare Workers Coverage as on 25/02/2022 midnight

<b>DISTRICT</b>	<b>1st DOSE</b>	<b>2nd Dose</b>	<b>% fully vaccinated</b>	<b>Precaution dose</b>	<b>Precaution dose (%) *</b>
<b>Alappuzha</b>	29018	27186	94%	11716	54%
<b>Ernakulam</b>	85562	75592	88%	24933	40%
<b>Idukki</b>	13552	12983	96%	4844	47%
<b>Kannur</b>	40387	37456	93%	16081	53%
<b>Kasaragod</b>	11610	10794	93%	4276	50%
<b>Kollam</b>	36032	33745	94%	12958	50%
<b>Kottayam</b>	38706	36235	94%	14447	52%
<b>Kozhikode</b>	52733	47875	91%	15131	41%
<b>Malappuram</b>	44831	41920	94%	14882	51%
<b>Palakkad</b>	34672	31969	92%	13695	53%
<b>Pathanamthitta</b>	29334	25031	85%	10188	50%
<b>Thiruvananthapuram</b>	73421	66257	90%	22858	44%
<b>Thrissur</b>	51909	49121	95%	23181	59%
<b>Wayanad</b>	13977	13274	95%	5804	51%
<b>Grand Total</b>	<b>555744</b>	<b>509438</b>	<b>92%</b>	<b>194994</b>	<b>48%</b>

1st Dose coverage for HCW is 100%

\*Proportion of beneficiaries who are eligible ( completed 9 months after 2nd dose )

TABLE4. Frontline workers Coverage as on 25/02/2022 midnight

<b>DISTRICT</b>	<b>1st dose</b>	<b>2nd Dose</b>	<b>% fully vaccinated</b>	<b>Precaution dose</b>	<b>Precaution dose(%) *</b>
<b>Alappuzha</b>	39124	36703	94%	11271	39%
<b>Ernakulam</b>	54930	50274	92%	15446	40%
<b>Idukki</b>	22992	21313	93%	4539	29%
<b>Kannur</b>	41380	39926	96%	10025	32%
<b>Kasaragod</b>	24615	22436	91%	5539	31%
<b>Kollam</b>	42235	38769	92%	8570	32%
<b>Kottayam</b>	32139	30567	95%	9477	39%
<b>Kozhikode</b>	55269	52495	95%	7266	19%
<b>Malappuram</b>	53912	51210	95%	10498	29%
<b>Palakkad</b>	48096	45478	95%	13367	38%
<b>Pathanamthitta</b>	25249	22500	89%	5868	34%
<b>Thiruvananthapuram</b>	72991	67497	92%	16866	39%
<b>Thrissur</b>	41904	40699	97%	15053	50%
<b>Wayanad</b>	17019	16080	94%	3577	28%
<b>Grand Total</b>	<b>571855</b>	<b>535947</b>	<b>94%</b>	<b>137362</b>	<b>35%</b>

1st Dose coverage for FLW is 100%

\*Proportion of beneficiaries who are eligible ( completed 9 months after 2nd dose )



TABLE5.Age-Appropriate Group (45-59 Years) Coverage as on 25/02/2022 midnight

<b>Table 5: Age appropriate group (45-59 years) coverage</b>					
<b>45-59 years Coverage as on 26/02/2022 at 12 AM</b>					
<b>District</b>	<b>Target</b>	<b>1st Dose Coverage</b>	<b>Percentage</b>	<b>2nd Dose Coverage</b>	<b>Percentage fully vaccinated</b>
Alappuzha	535436	438522	82%	411435	77%
Ernakulam	809349	782839	97%	695436	86%
Idukki	237564	246825	104%	217588	92%
Kannur	527295	515299	98%	474326	90%
Kasaragod	253027	251961	100%	222481	88%
Kollam	541201	559500	103%	496833	92%
Kottayam	478470	413795	86%	370395	77%
Kozhikode	658949	653965	99%	574509	87%
Malappuram	733338	722076	98%	618234	84%
Palakkad	614226	546664	89%	492264	80%
Pathanamthitta	264372	281561	107%	250205	95%
Thiruvananthapuram	735836	680874	93%	607742	83%
Thrissur	689418	663313	96%	616386	89%
Wayanad	170537	177082	104%	163728	96%
<b>Grand Total</b>	<b>7249018</b>	<b>6,934,276</b>	<b>96%</b>	<b>6,211,562</b>	<b>86%</b>

TABLE6.Age-Appropriate Group (≥60 Years) Coverage as on 25/02/2022 midnight

<b>Table 6: Age appropriate group (≥ 60 years) coverage</b>							
<b>≥ 60 years Coverage as on 26/02/2022 at 12 AM</b>							
<b>District</b>	<b>Target</b>	<b>1st Dose Coverage</b>	<b>Percentage</b>	<b>2nd Dose Coverage</b>	<b>Percentage fully vaccinated</b>	<b>Precaution dose</b>	<b>%</b>
Alappuzha	424565	428547	101%	397400	94%	51790	62%
Ernakulam	673885	675625	100%	616620	92%	54071	51%
Idukki	193981	194436	100%	171843	89%	10925	34%
Kannur	438602	444130	101%	409759	93%	42504	53%
Kasaragod	182460	181590	100%	159543	87%	22014	43%
Kollam	497558	499118	100%	451410	91%	52621	52%
Kottayam	418008	419276	100%	380964	91%	36077	57%
Kozhikode	526896	528619	100%	476127	90%	37672	42%
Malappuram	477642	487704	102%	430539	90%	25097	45%
Palakkad	437708	439418	100%	398240	91%	43502	58%
Pathanamthitta	311297	311910	100%	279097	90%	52431	58%
Thiruvananthapuram	630465	632352	100%	566760	90%	75021	54%
Thrissur	581781	587554	101%	553133	95%	51264	61%
Wayanad	128009	128243	100%	113911	89%	17519	37%
<b>Grand Total</b>	<b>5922857</b>	<b>5,958,522</b>	<b>101%</b>	<b>5,405,346</b>	<b>91%</b>	<b>572,508</b>	<b>52%</b>

TABLE6. Age-Appropriate Group (18-44 Years) Coverage as on 25/02/2022 midnight

18-44 years Coverage as on 26/02/2022 at 12 AM					
District	Target	First Dose		2nd Dose Coverage	Percentage fully vaccinated*
		1st Dose Coverage	Percentage		
Alappuzha	744178	667462	90%	609970	82%
Ernakulam	1470864	1504017	102%	1185313	81%
Idukki	437537	418023	96%	323191	74%
Kannur	947964	960834	101%	795916	84%
Kasaragod	556876	498939	90%	394069	71%
Kollam	1054752	929127	88%	761047	72%
Kottayam	665544	652646	98%	547311	82%
Kozhikode	1313678	1213769	92%	921573	70%
Malappuram	1777378	1819880	102%	1317174	74%
Palakkad	1088327	1081438	99%	867827	80%
Pathanamthitta	460819	441735	96%	344533	75%
Thiruvananthapuram	1309099	1242924	95%	1026031	78%
Thrissur	1274465	1094214	86%	980086	77%
Wayanad	361152	353549	98%	294741	82%
<b>Grand Total</b>	<b>13462633</b>	<b>12,878,557</b>	<b>96%</b>	<b>10,368,782</b>	<b>77%</b>

\*Among those who have taken first dose

TABLE 7. Age-Appropriate Group (15-17 Years) Coverage as on 25/02/2022 midnight

15-17 years Coverage as on 26/02/2022 at 12 AM					
District	Target	1st Dose Coverage	Percentage	2nd Dose Coverage	Percentage fully vaccinated
Alappuzha	80832	74376	92%	42640	53%
Ernakulam	172307	107215	62%	51089	30%
Idukki	51339	34162	67%	17635	34%
Kannur	97722	96869	99%	50288	51%
Kasaragod	60496	47210	78%	18579	31%
Kollam	105234	91962	87%	42125	40%
Kottayam	85400	62133	73%	31296	37%
Kozhikode	143028	101230	71%	27458	19%
Malappuram	241212	171178	71%	34484	14%
Palakkad	132742	110103	83%	46255	35%
Pathanamthitta	48854	37925	78%	21891	45%
Thiruvananthapuram	145238	95360	66%	39705	27%
Thrissur	123540	117739	95%	64857	52%
Wayanad	29245	33638	115%	15476	53%
<b>Grand Total</b>	<b>1,517,189</b>	<b>1,181,100</b>	<b>77%</b>	<b>503,778</b>	<b>33%</b>

TABLE 8. State Summary (18+) as on 25/02/2022 midnight

State Summary (18+) 26-02-2022 at 12 AM							
District	Target	First Dose	Percentage	Second Dose	Percentage*	Precaution Dose	Percentage
Alappuzha	1704179	1602673	94%	1482694	87%	74777	56%
Ernakulam	2954098	3102973	105%	2623235	89%	94450	46%
Idukki	869082	895828	103%	746918	86%	20308	35%
Kannur	1913861	2002030	105%	1757383	92%	68610	48%
Kasaragod	992363	968715	98%	809323	82%	31829	41%
Kollam	2093511	2066012	99%	1781804	85%	74149	48%
Kottayam	1562022	1556562	100%	1365472	87%	60001	52%
Kozhikode	2499523	2504355	100%	2072579	83%	60069	36%
Malappuram	2988358	3128403	105%	2459077	82%	50477	42%
Palakkad	2140261	2150288	100%	1835778	86%	70564	52%
Pathanamthitta	1036488	1089789	105%	921366	89%	68487	54%
Thiruvananthapuram	2675400	2702562	101%	2334287	87%	114745	49%
Thrissur	2545664	2438894	96%	2239425	88%	89498	58%
Wayanad	659698	689870	105%	601734	91%	26900	37%
<b>Grand Total</b>	<b>2,66,34,508</b>	<b>26,898,954</b>	<b>101%</b>	<b>23,031,075</b>	<b>86%</b>	<b>904,864</b>	<b>48%</b>

\*Revised target population(> 18 years) as per MOHFW is 2.67 crores  
\*As per letter from Additional Secretary MOHFW- D O No 2317579/2021/Imm dated 15/09/2021

TABLE 9. Achievement for the day 25/02/2022 midnight

Daily achievement 26-02-2022				
District	First Dose	Second Dose	Precaution dose	Total Doses Administered
Alappuzha	47	717	131	895
Ernakulam	675	5667	540	6882
Idukki	166	2082	70	2318
Kannur	158	1545	298	2001
Kasaragod	444	3738	28	4210
Kollam	497	4414	521	5432
Kottayam	153	1206	140	1499
Kozhikode	393	2778	473	3644
Malappuram	974	5802	310	7086
Palakkad	354	4080	267	4701
Pathanamthitta	105	1050	172	1327
Thiruvananthapuram	326	2633	1174	4133
Thrissur	283	3024	608	3915
Wayanad	144	1425	243	1812
<b>Grand Total</b>	<b>4719</b>	<b>40161</b>	<b>4975</b>	<b>49855</b>

\*\* Vaccine stock details couldn't be downloaded from e-VIN portal as the portal is down.

TABLE9.COVID Vaccination related sites

<a href="mailto:support@cowin.gov.in">support@cowin.gov.in</a> <a href="https://www.cowin.gov.in/home">https://www.cowin.gov.in/home</a> <a href="https://dashboard.kerala.gov.in/">https://dashboard.kerala.gov.in/</a> <a href="https://dhs.kerala.gov.in/https://aogyakeralam.gov.in/https://sha.kerala.gov.in/">https://dhs.kerala.gov.in/https://aogyakeralam.gov.in/https://sha.kerala.gov.in/</a>
---

TABLE10.COVID Vaccination related Helpline numbers

National/State/District	Line1	Line2	Line3
National Helpline	1075	+91 1123978046	0120 4473222
Disha	1056	04712552056	
StateCallCenter	04712309251	04712309252	04712309255
Thiruvananthapuram	9188610100	1077	
Kollam	04742797609	8589015556	
Pathanamthitta	04682222515	04682228220	
Alappuzha	04772239999		
Kottayam	04812565200	04812304800	04812581900
Idukki	18004255640	04862232220	04862233118
Ernakulam	9072303861		
Thrissur	9400066921	9400066922	9400066923
Palakkad	04912505264	04912505189	8943341439
Malappuram	04832733253	04832737858	04832733252
Kozhikode	7594001442		
Wayanad	04936202343	04936202375	9072510900
Kannur	04972700194		
Kasargod	9061076590	9061079244	9061078026