



**COVID-19 OUTBREAK CONTROL AND PREVENTION STATE  
CELL HEALTH & FAMILY WELFARE DEPARTMENT  
Govt of Kerala  
[www.health.kerala.gov.in](http://www.health.kerala.gov.in)**

[www.dhs.kerala.gov.in](http://www.dhs.kerala.gov.in)

[controlroomdhskerala@gmail.com](mailto:controlroomdhskerala@gmail.com)

***Kerala*HEALTH-COVID-19 DAILY VACCINATION BULLETIN**

**Date: 26/02/2022**

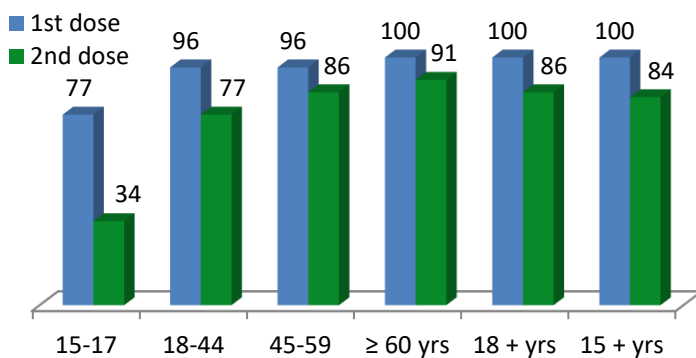
**OUR HEALTH OUR RESPONSIBILITY  
VACCINE ADVISORY**

- *People who are vaccinated with Covid Vaccine are reported to have reduced Covid related ICU admissions, serious disease and death.*
- *Early vaccination is useful to safeguard our life from this deadly disease.*
- *Vaccination sessions are planned as per the availability of vaccine. All are requested to cooperate.*
- *After receiving the first dose, second dose of Covishield vaccine isbetakenbetween12–16weeks and second dose of Covaxin between4-6 weeks.*
- *Covid vaccination is currently available to all above the age of 18*
- *Vaccination is available free of cost in all Government covid vaccination centers, and at a nominal rate (as per the GoI order F.No.2079203/2021/Immunization) in selected private Hospitals.*
- ***ENSURE ALL YOUR ELIGIBLE FAMILY MEMBERS ARE PROTECTED BY RECEIVING ANY OF THE AVAILABLE COVID VACCINE.***
- ***“BOTH COVAXIN AND COVISHIELD ARE EQUALLY EFFECTIVE AND SAFE”***
- ***“BE FULLY PROTECTED – GET THE SECOND DOSE AT YOUR SCHEDULED TIME”***

## ANALYSIS

COVID-19 mass vaccinations are showing signs of preventing illness and steep decline in cases and hospital admissions in countries which done vaccination. Kerala started its vaccination for health care workers from January 16, 2021. The COVID-19 Vaccines Operational Guidelines issued by the Ministry of Health and Family Welfare, Govt. of India, 28th December 2020 and all subsequent Guidelines issued by Ministry of Health and Family Welfare, Govt of India are followed at the sites and all vaccination lanes

### Summary of COVID Vaccine Administered as on 26-02-2022 midnight



100% of eligible population vaccinated with a single dose till February 26

**100%**

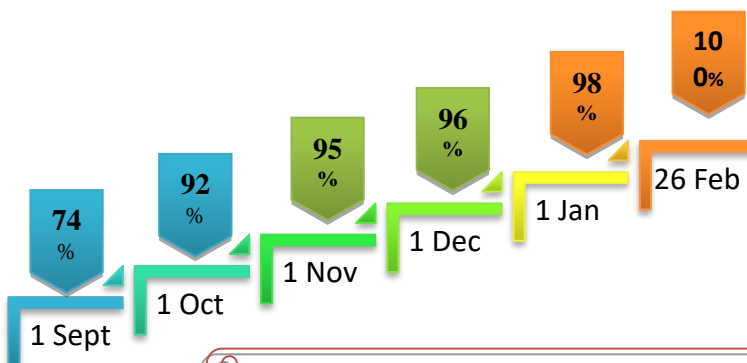
84% of eligible population vaccinated with double dose till February 26

**84%**

State has vaccinated about 77% of children aged 15 - 17 years with a single dose

**77%**

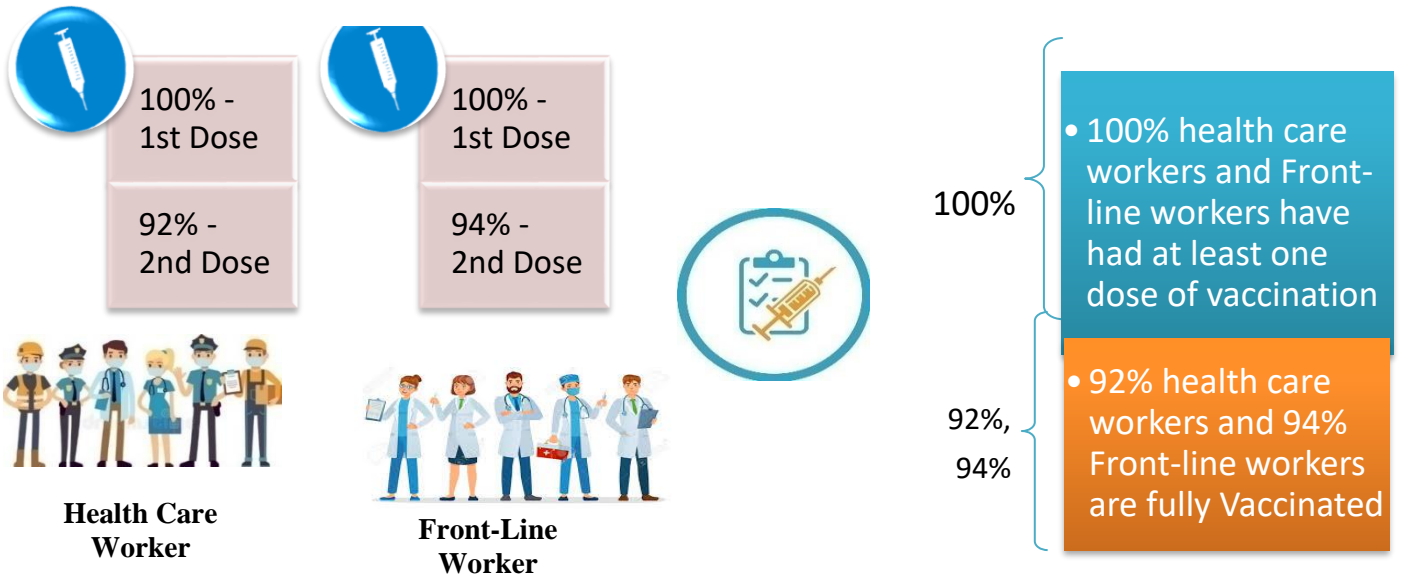
### Time Line of Vaccination Coverage



Kerala began administration of COVID 19 Vaccines on 16<sup>th</sup> January, 2021. As of 26<sup>th</sup> February 2022, Kerala has administered over 52 million doses overall, including first and second doses of vaccines.


**Over 100 per cent of the eligible population (15 + years) in Kerala has been administered the first dose of the Covid-19 vaccine. The state has achieved the target within 416 days since the beginning of the vaccination drive on January 16, 2021**

# Health Care Workers & Front-line Workers Vaccinated



## Are You Vaccinated? You Still Need to Practice: SMS

- Even after vaccination, follow COVID appropriate behavior
- Practice Social Distancing and greet without physical contact
- Always wear clean face mask
- Wash your hands thoroughly and frequently or use hand sanitizer
- Follow the current COVID 19 guidelines to prevent further spread
- Stay Safe. Stay Strong. Get Vaccinated



Even After Getting Vaccinated Keep Taking Precautions to Protect Your Self



**GET VACCINATED**



**WASH YOUR HANDS**



**WEAR A MASK**



**KEEP YOUR DISTANCE**

# The Race Towards Full Vaccination - Weekly Trend

19<sup>th</sup> – 25<sup>th</sup> Feb, 2022

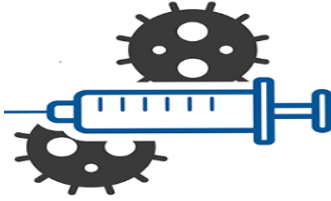
Kerala Administered over

## 2.52 Lakh

COVID Vaccine Doses

in the last 7 days

(19<sup>th</sup> to 25<sup>th</sup> Feb)



From 19<sup>th</sup> to 25<sup>th</sup> Feb, 2022 on average

## 0.36lakh

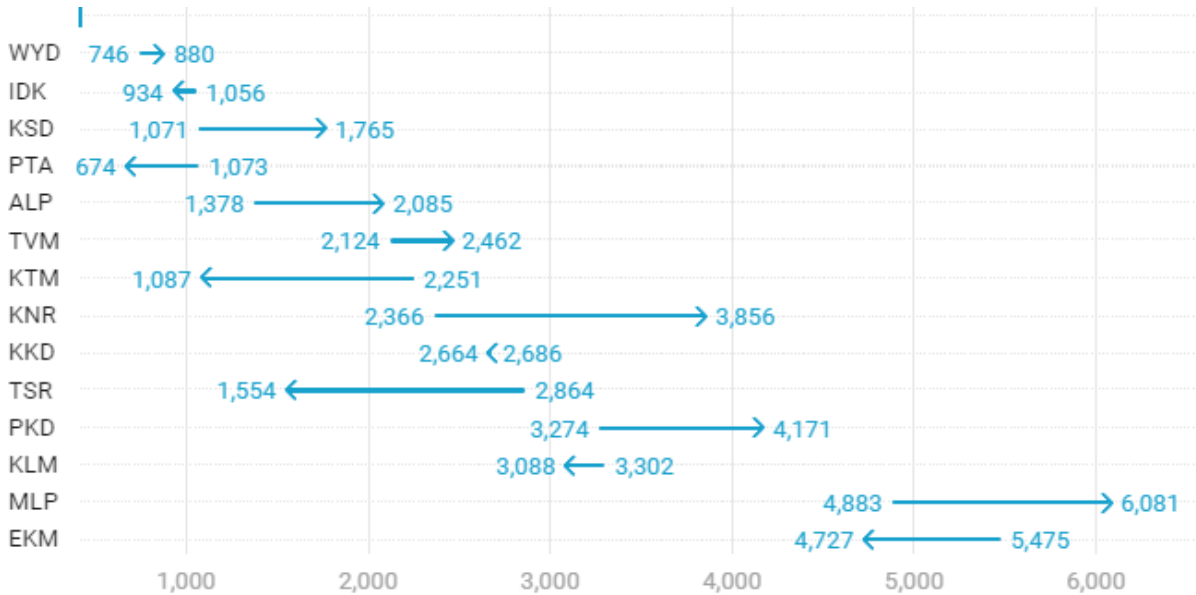
doses were administered daily.

Average Doses Administered Per day per week (in 1000)



S

Trend in average per day vaccination for the last two weeks



# Race Against Time – Vaccination Quarterly Status

(Q1:16<sup>th</sup> Jan-Mar, Q2: Apr-June, Q3: July-Sep, Q4: Oct - Dec)

## Daily Average Doses Administered per Quarter

In the first Quarter, only 42201 first doses and 5324 second doses were administered daily on average. During the second, third and fourth quarters, the daily vaccination of the first and second doses increased significantly.

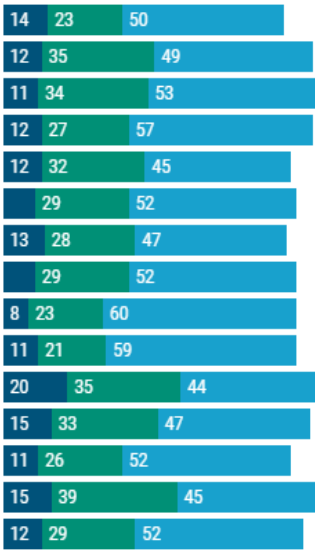


## Vaccination Achievement per Quarter

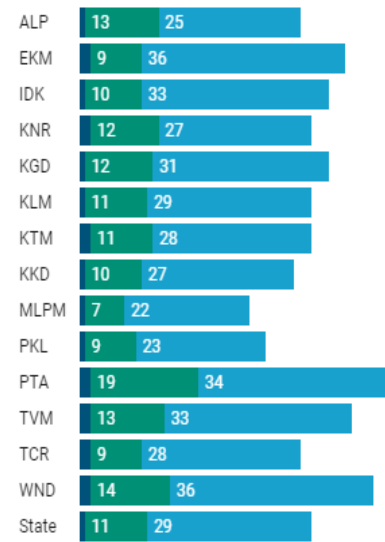
In the third quarter of the immunization drive, 52% of the eligible population (18 + age) in Kerala were given the first dose and 29% the second dose.

■ Q1 ■ Q2 ■ Q3

### First Dose

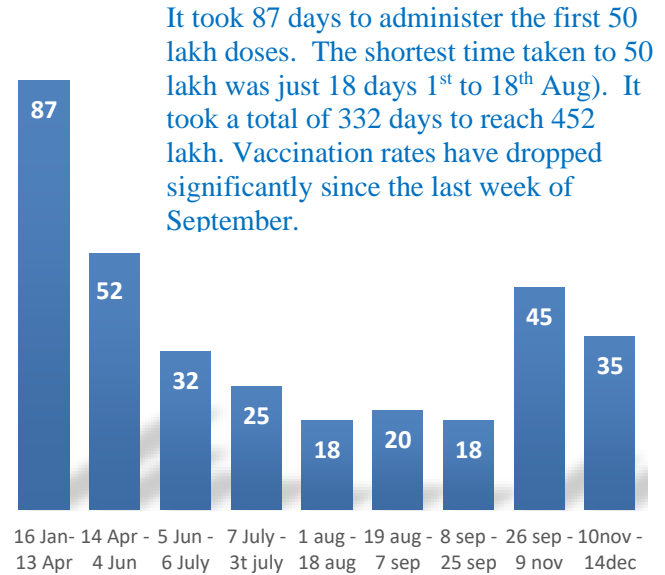


### Second Dose



## Dose Progression

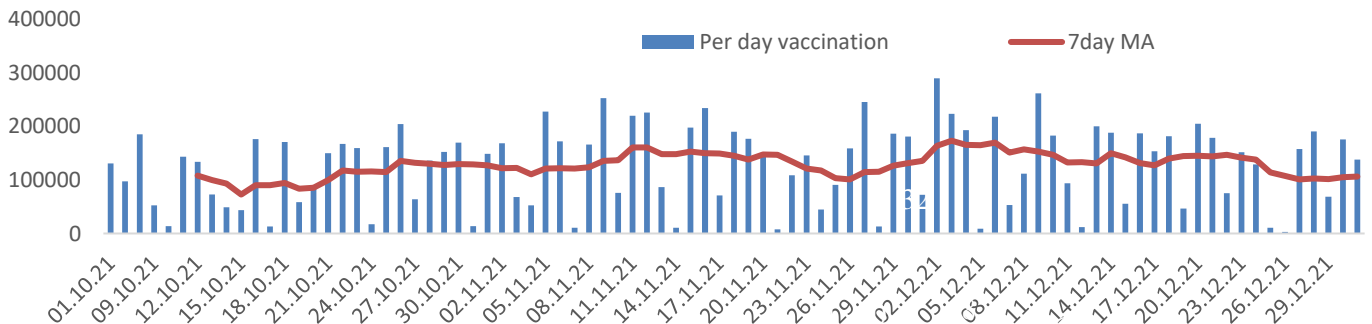
The chart shows the days taken for total COVID-19 Vaccination doses (both first and second) in Kerala to cross every 50 lakh dose mark



It took 87 days to administer the first 50 lakh doses. The shortest time taken to 50 lakh was just 18 days 1<sup>st</sup> to 18<sup>th</sup> Aug). It took a total of 332 days to reach 452 lakh. Vaccination rates have dropped significantly since the last week of September.

## Vaccine Administered per Day and 7 days Moving Average in Last Quarter (Oct -Dec)

The seven-day moving average of daily doses in the last quarter showed a peak on December 2<sup>nd</sup> and continued to fluctuate thereafter



## Important Message to the Public

- a. *Infection or infection rate is only a part and disease manifestation of disease is to be monitored*
- b. *Fatality among vaccinated people is very less. Disease severity among vaccinated people is less.*
- c. *People with comorbidity should be careful. Once detected covid positive they should get admitted and do not stay at home.*
- d. *Death among non-vaccinated people, especially people with comorbidity is because of late arrival in hospitals*
- e. *Diabetes and Hypertension together is the most common cause of patient death if they arrive late.*
- f. *Vaccinated people, only if symptomatic are advised to consult Doctor.*
- g. *Non Vaccinated people, if symptomatic, may do RTPCR test*
- h. *Antigen testing is only for emergency purpose*
- i. *Non vaccinated people with co-morbidities to do testing by RTPCR and consult doctor*
- j. *Repeat RTPCR is not needed among the people who are detected COVID positive in the previous 2 months*
- k. *All young person detected positive and at home isolation should do glucose test*

TABLE1.Total Vaccination done in the State as on 26/02/2022 midnight

State Summary (15+ years)-Total doses administered till 27/2/2022 at 12 AM								
District	Target	First Dose	Percent age	Second Dose	Percentage*	Precaution Dose	Percentage	Total doses administered
Alappuzha	1785011	1677381	94%	1530530	86%	75179	56%	3,283,090
Ernakulam	3126405	3210322	103%	2675258	86%	94749	45%	5,980,329
Idukki	920421	930005	101%	764702	83%	20315	35%	1,715,022
Kannur	2011583	2098944	104%	1807915	90%	68643	48%	3,975,502
Kasaragod	1052859	1016045	97%	829017	79%	31853	41%	1,876,915
Kollam	2198745	2158081	98%	1824866	83%	74204	48%	4,057,151
Kottayam	1647422	1618799	98%	1397780	85%	60084	52%	3,076,663
Kozhikode	2642551	2606494	99%	2106152	80%	60239	37%	4,772,885
Malappuram	3229570	3300183	102%	2496890	77%	50595	42%	5,847,668
Palakkad	2273003	2260671	99%	1883532	83%	70599	52%	4,214,802
Pathanamthitta	1085342	1127781	104%	943898	87%	68536	54%	2,140,215
Thiruvananthapuram	2820638	2797982	99%	2374359	84%	115023	48%	5,287,364
Thrissur	2669204	2557029	96%	2308641	86%	89943	58%	4,955,613
Wayanad	688943	723523	105%	617371	90%	26901	37%	1,367,795
<b>Grand Total</b>	<b>28,151,697</b>	<b>28,083,240</b>	<b>100%</b>	<b>23,560,911</b>	<b>84%</b>	<b>906,863</b>	<b>48%</b>	<b>52,551,014</b>

TABLE2.Covid-19Vaccination Center Functional in the State as on 26/02/2022 midnight

<i>DISTRICTS</i>	15+	18+	Total
<b>Alappuzha</b>	85	91	176
<b>Ernakulam</b>	5	47	52
<b>Idukki</b>	1	6	7
<b>Kannur</b>	1	6	7
<b>Kasaragod</b>	13	3	16
<b>Kollam</b>	9	13	22
<b>Kottayam</b>	5	17	22
<b>Kozhikode</b>	90	21	111
<b>Malappuram</b>	20	30	50
<b>Palakkad</b>	2	12	14
<b>Pathanamthitta</b>	30	22	52
<b>Thiruvananthapuram</b>	5	29	34
<b>Thrissur</b>	50	70	120
<b>Wayanad</b>	15	24	39
<b>GrandTotal</b>	<b>331</b>	<b>391</b>	<b>722</b>



TABLE3. HealthCare Workers Coverage as on 26/02/2022 midnight

<b>DISTRICT</b>	<b>1st DOSE</b>	<b>2nd Dose</b>	<b>% fully vaccinated</b>	<b>Precaution dose</b>	<b>Precaution dose (%) *</b>
<b>Alappuzha</b>	29018	27188	94%	11767	55%
<b>Ernakulam</b>	85562	75598	88%	25032	40%
<b>Idukki</b>	13552	12983	96%	4847	47%
<b>Kannur</b>	40387	37456	93%	16083	53%
<b>Kasaragod</b>	11610	10795	93%	4279	50%
<b>Kollam</b>	36032	33746	94%	12961	50%
<b>Kottayam</b>	38706	36236	94%	14471	52%
<b>Kozhikode</b>	52733	47877	91%	15178	41%
<b>Malappuram</b>	44831	41920	94%	14909	52%
<b>Palakkad</b>	34672	31969	92%	13697	53%
<b>Pathanamthitta</b>	29334	25033	85%	10193	50%
<b>Thiruvananthapuram</b>	73421	66258	90%	22885	44%
<b>Thrissur</b>	51909	49122	95%	23275	59%
<b>Wayanad</b>	13977	13274	95%	5804	51%
<b>Grand Total</b>	<b>555744</b>	<b>509455</b>	<b>92%</b>	<b>195381</b>	<b>49%</b>

1st Dose coverage for HCW is 100%

\*Proportion of beneficiaries who are eligible ( completed 9 months after 2nd dose )

TABLE4. Frontline workers Coverage as on 26/02/2022 midnight

<b>DISTRICT</b>	<b>1st dose</b>	<b>2nd Dose</b>	<b>% fully vaccinated</b>	<b>Precaution dose</b>	<b>Precaution dose(%) *</b>
<b>Alappuzha</b>	39124	36707	94%	11326	40%
<b>Ernakulam</b>	54930	50278	92%	15550	41%
<b>Idukki</b>	22992	21313	93%	4539	29%
<b>Kannur</b>	41380	39926	96%	10041	32%
<b>Kasaragod</b>	24615	22436	91%	5540	31%
<b>Kollam</b>	42235	38769	92%	8575	32%
<b>Kottayam</b>	32139	30567	95%	9485	39%
<b>Kozhikode</b>	55269	52495	95%	7283	19%
<b>Malappuram</b>	53912	51211	95%	10511	29%
<b>Palakkad</b>	48096	45479	95%	13371	38%
<b>Pathanamthitta</b>	25249	22500	89%	5871	34%
<b>Thiruvananthapuram</b>	72991	67500	92%	16943	39%
<b>Thrissur</b>	41904	40701	97%	15089	50%
<b>Wayanad</b>	17019	16080	94%	3577	28%
<b>Grand Total</b>	<b>571855</b>	<b>535962</b>	<b>94%</b>	<b>137701</b>	<b>35%</b>

1st Dose coverage for FLW is 100%

\*Proportion of beneficiaries who are eligible ( completed 9 months after 2nd dose )



TABLE5.Age-Appropriate Group (45-59 Years) Coverage as on 26/02/2022 midnight

<b>Table 5: Age appropriate group (45-59 years) coverage</b>					
<b>45-59 years Coverage as on 27/02/2022 at 12 AM</b>					
<b>District</b>	<b>Target</b>	<b>1st Dose Coverage</b>	<b>Percentage</b>	<b>2nd Dose Coverage</b>	<b>Percentage fully vaccinated</b>
Alappuzha	535436	438534	82%	411621	77%
Ernakulam	809349	782842	97%	695462	86%
Idukki	237564	246825	104%	217594	92%
Kannur	527295	515304	98%	474337	90%
Kasaragod	253027	251962	100%	222495	88%
Kollam	541201	559501	103%	496843	92%
Kottayam	478470	413798	86%	370415	77%
Kozhikode	658949	653971	99%	574586	87%
Malappuram	733338	722091	98%	618366	84%
Palakkad	614226	546665	89%	492285	80%
Pathanamthitta	264372	281563	107%	250215	95%
Thiruvananthapuram	735836	680877	93%	607768	83%
Thrissur	689418	663330	96%	616665	89%
Wayanad	170537	177083	104%	163728	96%
<b>Grand Total</b>	<b>7249018</b>	<b>6,934,346</b>	<b>96%</b>	<b>6,212,380</b>	<b>86%</b>

TABLE6.Age-Appropriate Group (≥60 Years) Coverage as on 26/02/2022 midnight

<b>Table 6: Age appropriate group (≥ 60 years) coverage</b>							
<b>≥ 60 years Coverage as on 27/02/2022 at 12 AM</b>							
<b>District</b>	<b>Target</b>	<b>1st Dose Coverage</b>	<b>Percentage</b>	<b>2nd Dose Coverage</b>	<b>Percentage fully vaccinated</b>	<b>Precaution dose</b>	<b>%</b>
Alappuzha	424565	428559	101%	397539	94%	52086	62%
Ernakulam	673885	675629	100%	616639	92%	54167	50%
Idukki	193981	194436	100%	171845	89%	10929	34%
Kannur	438602	444131	101%	409763	93%	42519	53%
Kasaragod	182460	181591	100%	159546	87%	22034	43%
Kollam	497558	499122	100%	451419	91%	52668	52%
Kottayam	418008	419278	100%	380975	91%	36128	57%
Kozhikode	526896	528623	100%	476160	90%	37778	42%
Malappuram	477642	487710	102%	430633	90%	25175	45%
Palakkad	437708	439423	100%	398257	91%	43531	58%
Pathanamthitta	311297	311911	100%	279104	90%	52472	58%
Thiruvananthapuram	630465	632359	100%	566783	90%	75195	53%
Thrissur	581781	587570	101%	553291	95%	51579	61%
Wayanad	128009	128243	100%	113911	89%	17520	37%
<b>Grand Total</b>	<b>5922857</b>	<b>5,958,585</b>	<b>101%</b>	<b>5,405,865</b>	<b>91%</b>	<b>573,781</b>	<b>52%</b>

TABLE6. Age-Appropriate Group (18-44 Years) Coverage as on 26/02/2022 midnight

18-44 years Coverage as on 27/02/2022 at 12 AM					
District	Target	First Dose		2nd Dose Coverage	Percentage fully vaccinated*
		1st Dose Coverage	Percentage		
Alappuzha	744178	667564	90%	611699	82%
Ernakulam	1470864	1504082	102%	1185756	81%
Idukki	437537	418026	96%	323224	74%
Kannur	947964	960853	101%	795978	84%
Kasaragod	556876	498982	90%	394355	71%
Kollam	1054752	929155	88%	761365	72%
Kottayam	665544	652685	98%	547665	82%
Kozhikode	1313678	1214035	92%	923331	70%
Malappuram	1777378	1820055	102%	1318408	74%
Palakkad	1088327	1081529	99%	868295	80%
Pathanamthitta	460819	441752	96%	344690	75%
Thiruvananthapuram	1309099	1242948	95%	1026186	78%
Thrissur	1274465	1094342	86%	981670	77%
Wayanad	361152	353554	98%	294784	82%
<b>Grand Total</b>	<b>13462633</b>	<b>12,879,562</b>	<b>96%</b>	<b>10,377,406</b>	<b>77%</b>

\*Among those who have taken first dose

TABLE 7. Age-Appropriate Group (15-17 Years) Coverage as on 26/02/2022 midnight

15-17 years Coverage as on 27/02/2022 at 12 AM					
District	Target	1st Dose Coverage	Percentage	2nd Dose Coverage	Percentage fully vaccinated
Alappuzha	80832	74582	92%	45776	57%
Ernakulam	172307	107277	62%	51525	30%
Idukki	51339	34174	67%	17743	35%
Kannur	97722	96889	99%	50455	52%
Kasaragod	60496	47285	78%	19390	32%
Kollam	105234	92036	87%	42724	41%
Kottayam	85400	62193	73%	31922	37%
Kozhikode	143028	101863	71%	31703	22%
Malappuram	241212	171584	71%	36352	15%
Palakkad	132742	110286	83%	47247	36%
Pathanamthitta	48854	37972	78%	22356	46%
Thiruvananthapuram	145238	95386	66%	39864	27%
Thrissur	123540	117974	95%	67192	54%
Wayanad	29245	33647	115%	15594	53%
<b>Grand Total</b>	<b>1,517,189</b>	<b>1,183,148</b>	<b>77%</b>	<b>519,843</b>	<b>34%</b>

TABLE 8. State Summary (18+) as on 26/02/2022 midnight

State Summary (18+) 27-02-2022 at 12 AM							
District	Target	First Dose	Percentage	Second Dose	Percentage*	Precaution Dose	Percentage
Alappuzha	1704179	1602799	94%	1484754	87%	75179	56%
Ernakulam	2954098	3103045	105%	2623733	89%	94749	45%
Idukki	869082	895831	103%	746959	86%	20315	35%
Kannur	1913861	2002055	105%	1757460	92%	68643	48%
Kasaragod	992363	968760	98%	809627	82%	31853	41%
Kollam	2093511	2066045	99%	1782142	85%	74204	48%
Kottayam	1562022	1556606	100%	1365858	87%	60084	52%
Kozhikode	2499523	2504631	100%	2074449	83%	60239	37%
Malappuram	2988358	3128599	105%	2460538	82%	50595	42%
Palakkad	2140261	2150385	100%	1836285	86%	70599	52%
Pathanamthitta	1036488	1089809	105%	921542	89%	68536	54%
Thiruvananthapuram	2675400	2702596	101%	2334495	87%	115023	48%
Thrissur	2545664	2439055	96%	2241449	88%	89943	58%
Wayanad	659698	689876	105%	601777	91%	26901	37%
<b>Grand Total</b>	<b>2,66,34,508</b>	<b>26,900,092</b>	<b>101%</b>	<b>23,041,068</b>	<b>86%</b>	<b>906,863</b>	<b>48%</b>

\*Revised target population(> 18 years) as per MOHFW is 2.67 crores  
\*As per letter from Additional Secretary MOHFW- D O No 2317579/2021/Imm dated 15/09/2021

TABLE 9. Achievement for the day 26/02/2022 midnight

Daily achievement 27-02-2022				
District	First Dose	Second Dose	Precaution dose	Total Doses Administered
Alappuzha	332	5196	400	5928
Ernakulam	133	930	205	1268
Idukki	15	145	7	167
Kannur	44	238	29	311
Kasaragod	101	1103	23	1227
Kollam	107	937	52	1096
Kottayam	104	1012	83	1199
Kozhikode	905	6111	165	7181
Malappuram	597	3309	118	4024
Palakkad	280	1497	34	1811
Pathanamthitta	64	639	49	752
Thiruvananthapuram	60	366	218	644
Thrissur	395	4358	441	5194
Wayanad	15	161	1	177
<b>Grand Total</b>	<b>3152</b>	<b>26002</b>	<b>1825</b>	<b>30979</b>

\*\* Vaccine stock details couldn't be downloaded from e-VIN portal as the portal is down.

TABLE9.COVID Vaccination related sites

<a href="mailto:support@cowin.gov.in">support@cowin.gov.in</a> <a href="https://www.cowin.gov.in/home">https://www.cowin.gov.in/home</a> <a href="https://dashboard.kerala.gov.in/">https://dashboard.kerala.gov.in/</a> <a href="https://dhs.kerala.gov.in/https://aogyakeralam.gov.in/https://sha.kerala.gov.in/">https://dhs.kerala.gov.in/https://aogyakeralam.gov.in/https://sha.kerala.gov.in/</a>
---

TABLE10.COVID Vaccination related Helpline numbers

National/State/District	Line1	Line2	Line3
National Helpline	1075	+91 1123978046	0120 4473222
Disha	1056	04712552056	
StateCallCenter	04712309251	04712309252	04712309255
Thiruvananthapuram	9188610100	1077	
Kollam	04742797609	8589015556	
Pathanamthitta	04682222515	04682228220	
Alappuzha	04772239999		
Kottayam	04812565200	04812304800	04812581900
Idukki	18004255640	04862232220	04862233118
Ernakulam	9072303861		
Thrissur	9400066921	9400066922	9400066923
Palakkad	04912505264	04912505189	8943341439
Malappuram	04832733253	04832737858	04832733252
Kozhikode	7594001442		
Wayanad	04936202343	04936202375	9072510900
Kannur	04972700194		
Kasargod	9061076590	9061079244	9061078026