



കേരള സർക്കാർ

COVID-19 OUTBREAK CONTROL AND PREVENTION STATE
CELL HEALTH&FAMILY WELFARE DEPARTMENT
Govt of Kerala
www.health.kerala.gov.in

www.dhs.kerala.gov.in

controlroomdhskerala@gmail.com

KeralaHEALTH-COVID-19 DAILY VACCINATION BULLETIN

Date: 31/01/2022


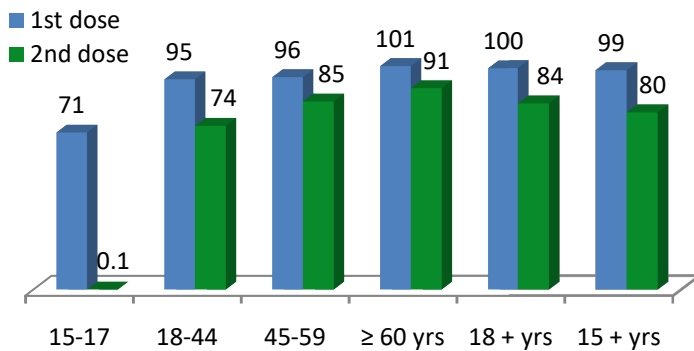
**OUR HEALTH OUR RESPONSIBILITY
VACCINE ADVISORY**

- *People who are vaccinated with Covid Vaccine are reported to have reduced Covid related ICU admissions, serious disease and death.*
- *Early vaccination is useful to safeguard our life from this deadly disease.*
- *Vaccination sessions are planned as per the availability of vaccine. All are requested to cooperate.*
- *After receiving the first dose, second dose of Covishield vaccine is be taken between 12–16weeks and second dose of Covaxin between 4-6weeks.*
- *Covid vaccination is currently available to all above the age of 18.*
- *Vaccination is available free of cost in all Government covid vaccination centers, and at a nominal rate (as per the GoI order F.No.2079203/2021/Immunization) in selected private Hospitals.*
- **ENSURE ALL YOUR ELIGIBLE FAMILY MEMBERS ARE PROTECTED BY RECEIVING ANY OF THE AVAILABLE COVID VACCINE.**
- **“BOTH COVAXIN AND COVISHIELD ARE EQUALLY EFFECTIVE AND SAFE”**
- **“BE FULLY PROTECTED – GET THE SECOND DOSE AT YOUR SCHEDULED TIME”**

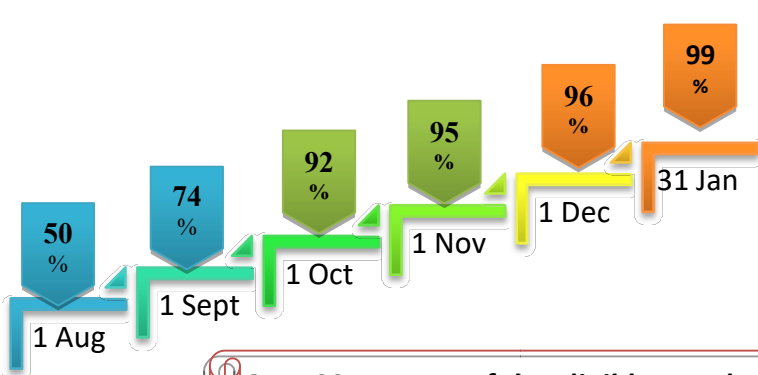
ANALYSIS

COVID-19 mass vaccinations are showing signs of preventing illness and steep decline in cases and hospital admissions in countries which done vaccination. Kerala started its vaccination for health care workers from January 16, 2021. The COVID-19 Vaccines Operational Guidelines issued by the Ministry of Health and Family Welfare, Govt. of India, 28th December 2020 and all subsequent Guidelines issued by Ministry of Health and Family Welfare, Govt of India are followed at the sites and all vaccination lanes

Summary of COVID Vaccine Administered as on 31-01-2022 midnight



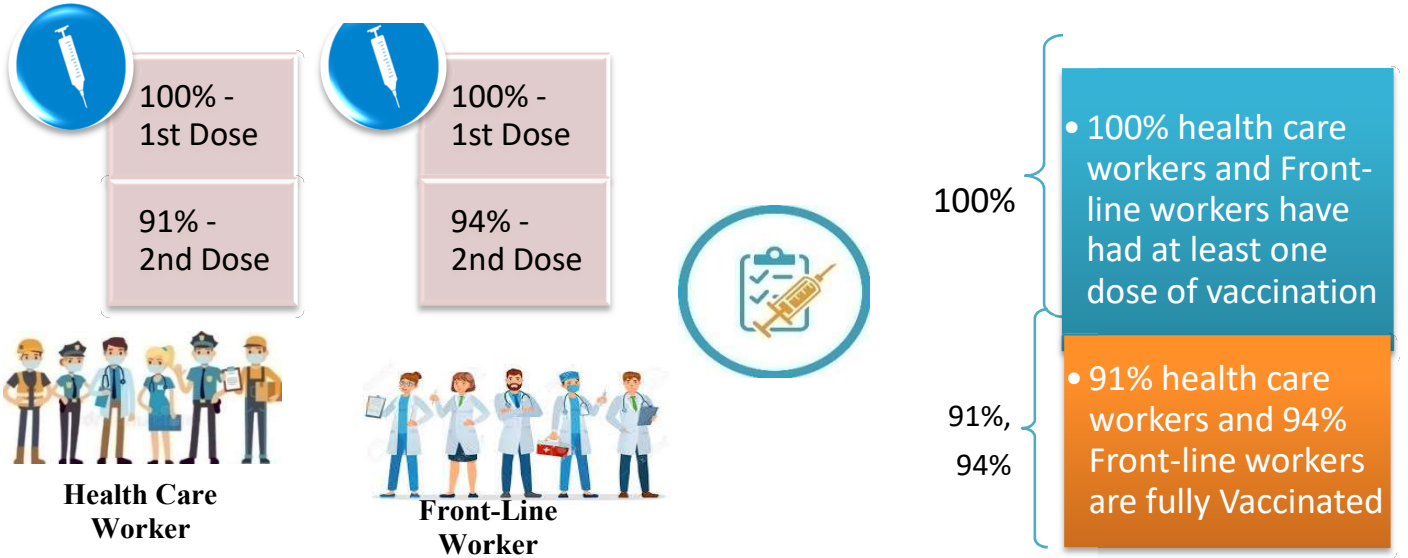
Time Line of Vaccination Coverage



Kerala began administration of COVID 19 Vaccines on 16th January, 2021. As of 31th January 2022, Kerala has administered over 50 million doses overall, including first and second doses of vaccines.


Over 99 per cent of the eligible population (15 + years) in Kerala has been administered the first dose of the Covid-19 vaccine. The state has achieved the target within 381 days since the beginning of the vaccination drive on January 16, 2021

Health Care Workers & Front-line Workers Vaccinated



Are You Vaccinated? You Still Need to Practice: SMS

- Even after vaccination, follow COVID appropriate behavior
- Practice Social Distancing and greet without physical contact
- Always wear clean face mask
- Wash your hands thoroughly and frequently or use hand sanitizer
- Follow the current COVID 19 guidelines to prevent further spread
- Stay Safe. Stay Strong. Get Vaccinated



Even After Getting Vaccinated Keep Taking Precautions to Protect Your Self



GET VACCINATED



WASH YOUR HANDS



WEAR A MASK



KEEP YOUR DISTANCE

The Race Towards Full Vaccination - Weekly Trend

22ndJan, 2022 – 28thJan, 2022

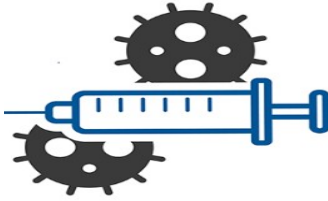
Kerala Administered over

3.17 Lakh

COVID Vaccine Doses

in the last 7 days

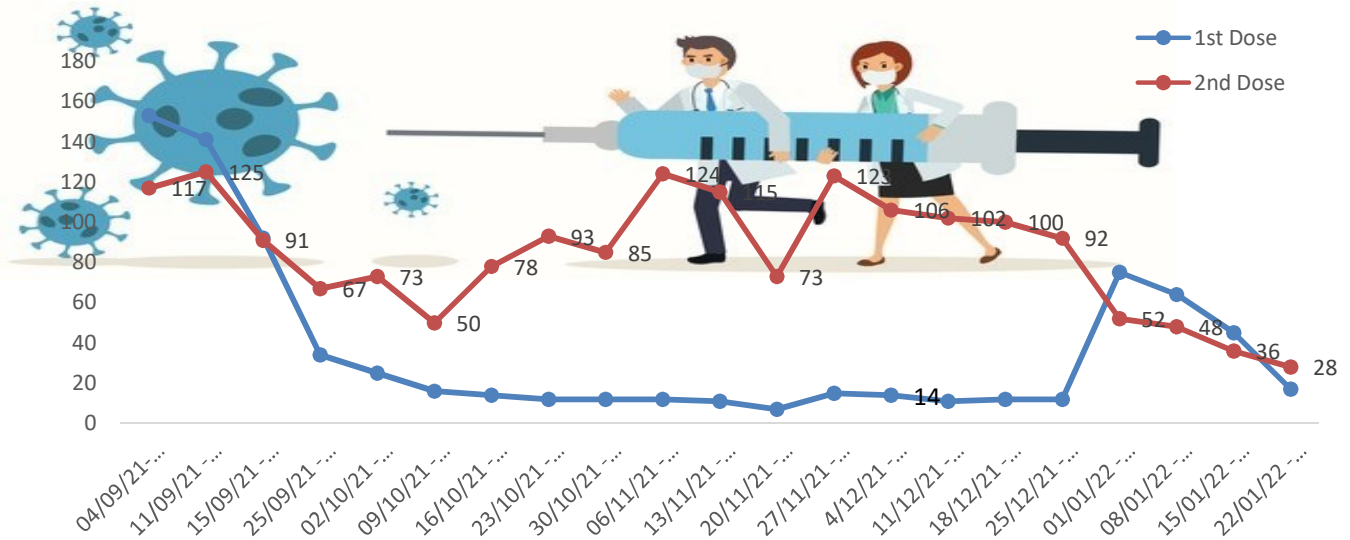
(22ndJan, 2022 to 28thJan)



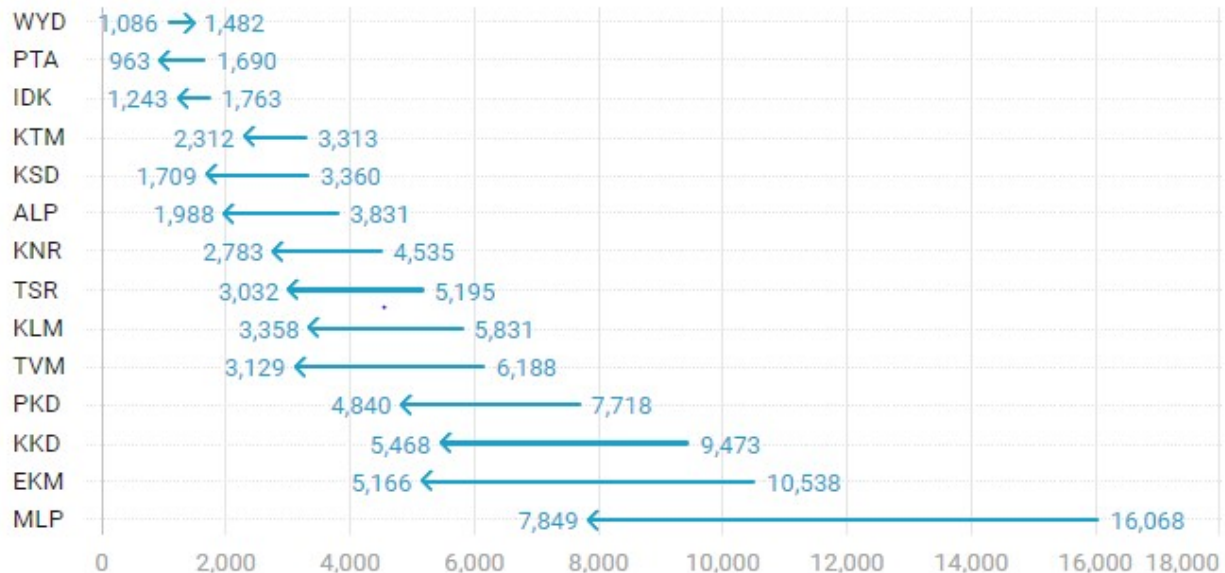
From 22nd Jan, 2022 to 28thJan, 2022 on average

0.45lakh doses were administered daily.

Average Doses Administered Per day per week (in 1000)



Trend in average per day vaccination for the last two weeks



Race Against Time – Vaccination Quarterly Status

(Q1: 16th Jan-Mar, Q2: Apr-June, Q3: July-Sep, Q4: Oct-Dec)

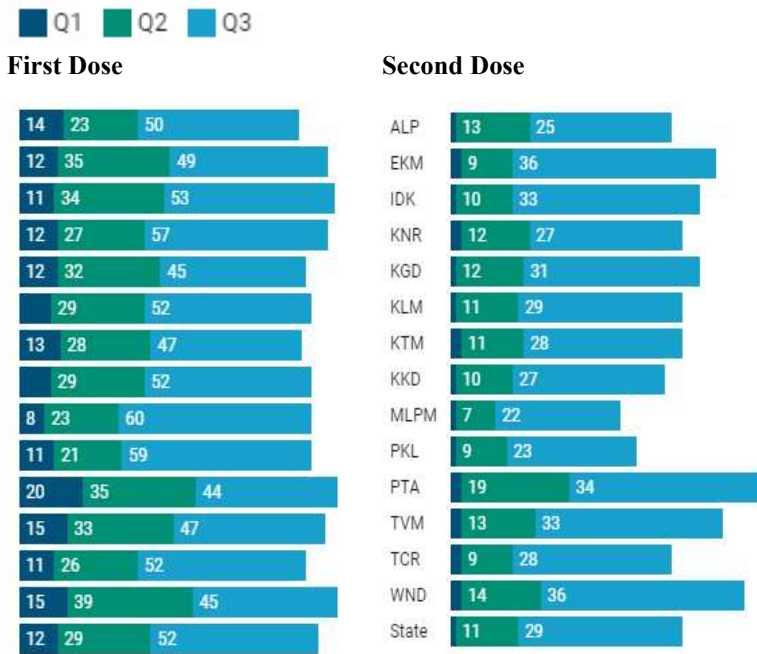
Daily Average Dozes Administered per Quarter

In the first Quarter, only 42201 first dozes and 5324 second dozes were administered daily on average. During the second, third and fourth quarters, the daily vaccination of the first and second dozes increased significantly.



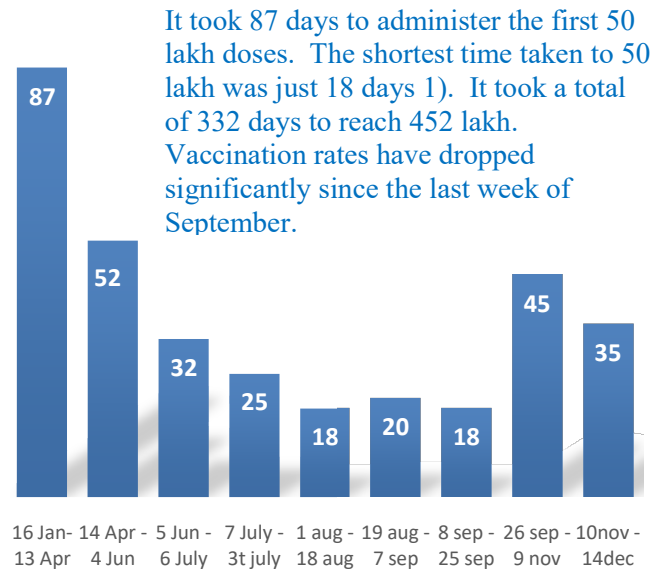
Vaccination Achievement per Quarter

In the third quarter of the immunization drive, 52% of the eligible population (18 + age) in Kerala were given the first dose and 29% the second dose.



Dose Progression

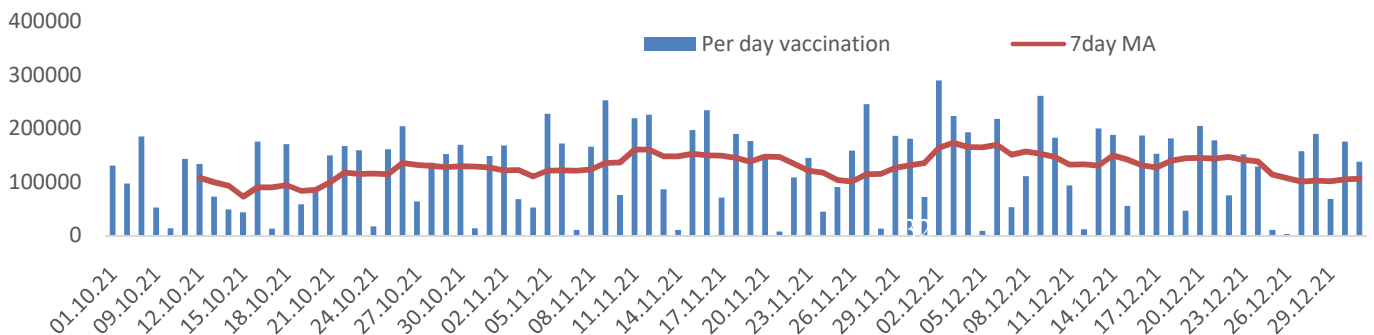
The chart shows the days taken for total COVID-19 Vaccination doses(both first and second) in Kerala to cross every 50 lakh dose mark



It took 87 days to administer the first 50 lakh doses. The shortest time taken to 50 lakh was just 18 days 1). It took a total of 332 days to reach 452 lakh. Vaccination rates have dropped significantly since the last week of September.

Vaccine Administered per Day and 7 days Moving Average in Last Quarter (Oct -Dec)

The seven-day moving average of daily dozes in the last quarter showed a peak on December 2nd and continued to fluctuate thereafter



Important Message to the Public

- a. *Infection or infection rate is only a part and disease manifestation of disease is to be monitored*
- b. *Fatality among vaccinated people is very less. Disease severity among vaccinated people is less.*
- c. *People with comorbidity should be careful. Once detected covid positive they should get admitted and do not stay at home.*
- d. *Death among non-vaccinated people, especially people with comorbidity is because of late arrival in hospitals*
- e. *Diabetes and Hypertension together is the most common cause of patient death if they arrive late.*
- f. *Vaccinated people, only if symptomatic are advised to consult Doctor.*
- g. *Non Vaccinated people, if symptomatic, may do RTPCR test*
- h. *Antigen testing is only for emergency purpose*
- i. *Non vaccinated people with co-morbidities to do testing by RTPCR and consult doctor*
- j. *Repeat RTPCR is not needed among the people who are detected COVID positive in the previous 2 months*
- k. *All young person detected positive and at home isolation should do glucose test*

TABLE1.Total Vaccination done in the State as on 31/01/2022 midnight

State Summary-Total doses administered till 01/2/2022					at 12 AM			
District	Target	First Dose	Percent age	Second Dose	Percentage*	Precaution Dose	Percentage	Total doses administered
Alappuzha	1785011	1671075	94%	1450749	81%	45185	49%	3,167,009
Ernakulam	3126405	3191696	102%	2569947	82%	62781	39%	5,824,424
Idukki	920421	926262	101%	732502	80%	13220	32%	1,671,984
Kannur	2011583	2087127	104%	1717852	85%	40739	41%	3,845,718
Kasaragod	1052859	1008051	96%	793107	75%	18984	37%	1,820,142
Kollam	2198745	2147282	98%	1742443	79%	41540	41%	3,931,265
Kottayam	1647422	1609725	98%	1335021	81%	42534	48%	2,987,280
Kozhikode	2642551	2587721	98%	2024597	77%	37472	31%	4,649,790
Malappuram	3229570	3247558	101%	2377552	74%	30100	38%	5,655,210
Palakkad	2273003	2245106	99%	1782616	78%	40850	42%	4,068,572
Pathanamthitta	1085342	1123677	104%	907419	84%	43430	46%	2,074,526
Thiruvananthapuram	2820638	2783312	99%	2286558	81%	69793	41%	5,139,663
Thrissur	2669204	2545805	95%	2195008	82%	62959	53%	4,803,772
Wayanad	688943	720038	105%	590831	86%	17912	35%	1,328,781
Grand Total	28,151,697	27,894,435	99%	22,506,202	80%	567,499	42%	50,968,136

TABLE2.Covid-19 Vaccination Center Functional in the State as on 31/01/2022 midnight

<i>DISTRICTS</i>	15+	18+	Total
Alappuzha	85	91	176
Ernakulam	15	97	112
Idukki	8	44	52
Kannur	7	52	59
Kasaragod	0	48	48
Kollam	24	68	92
Kottayam	9	89	98
Kozhikode	28	114	142
Malappuram	27	96	123
Palakkad	14	65	79
Pathanamthitta	62	73	135
Thiruvananthapuram	8	128	136
Thrissur	39	132	171
Wayanad	37	39	76
GrandTotal	363	1136	1499

TABLE3. Health Care Workers Coverage as on 31/01/2022 midnight

DISTRICT	1st DOSE	2nd Dose	% fully vaccinated	Precaution dose	Precaution dose (%) *
Alappuzha	29014	27153	94%	10232	52%
Ernakulam	85558	75457	88%	21481	36%
Idukki	13551	12965	96%	4324	45%
Kannur	40381	37398	93%	14224	50%
Kasaragod	11610	10779	93%	3693	46%
Kollam	36030	33658	93%	11138	46%
Kottayam	38705	36183	93%	12885	49%
Kozhikode	52732	47815	91%	12487	37%
Malappuram	44829	41863	93%	12847	50%
Palakkad	34671	31896	92%	11796	49%
Pathanamthitta	29332	24993	85%	9113	47%
Thiruvananthapuram	73416	66169	90%	19905	40%
Thrissur	51909	49076	95%	20899	56%
Wayanad	13977	13267	95%	5295	50%
Grand Total	555715	508672	92%	170319	45%

1st Dose coverage for HCW is 100%

*Proportion of beneficiaries who are eligible (completed 9 months after 2nd dose)

TABLE4. Frontline workers Coverage as on 31/01/2022 midnight

DISTRICT	1st dose	2nd Dose	% fully vaccinated	Precaution dose	Precaution dose(%) *
Alappuzha	39123	36666	94%	9332	36%
Ernakulam	54926	50207	91%	10894	31%
Idukki	22991	21281	93%	3752	26%
Kannur	41375	39893	96%	7425	27%
Kasaragod	24614	22398	91%	4344	27%
Kollam	42229	38690	92%	6729	29%
Kottayam	32139	30529	95%	8272	37%
Kozhikode	55262	52449	95%	5433	17%
Malappuram	53911	51144	95%	7807	25%
Palakkad	48093	45411	94%	10363	32%
Pathanamthitta	25247	22461	89%	4884	30%
Thiruvananthapuram	72976	67352	92%	12767	34%
Thrissur	41903	40678	97%	13016	47%
Wayanad	17018	16071	94%	2985	25%
Grand Total	571807	535230	94%	108003	30%

1st Dose coverage for FLW is 100%

*Proportion of beneficiaries who are eligible (completed 9 months after 2nd dose)

TABLE5.Age-Appropriate Group (45-59 Years) Coverage as on 31/01/2022 midnight

Table 5: Age appropriate group (45-59 years) coverage					
45-59 years Coverage as on 01/02/2022 at 12 AM					
District	Target	1st Dose Coverage	Percentage	2nd Dose Coverage	Percentage fully vaccinated
Alappuzha	535436	438168	82%	407831	76%
Ernakulam	809349	782084	97%	689214	85%
Idukki	237564	246663	104%	216278	91%
Kannur	527295	514813	98%	469198	89%
Kasaragod	253027	251685	99%	221183	87%
Kollam	541201	558857	103%	492121	91%
Kottayam	478470	413400	86%	366849	77%
Kozhikode	658949	653245	99%	567969	86%
Malappuram	733338	720752	98%	606528	83%
Palakkad	614226	545895	89%	485342	79%
Pathanamthitta	264372	281336	106%	248985	94%
Thiruvananthapuram	735836	680090	92%	602294	82%
Thrissur	689418	662740	96%	609981	88%
Wayanad	170537	177009	104%	163150	96%
Grand Total	7249018	6,926,737	96%	6,146,923	85%

TABLE6.Age-Appropriate Group (≥60 Years) Coverage as on 31/01/2022 midnight

Table 6: Age appropriate group (≥ 60 years) coverage							
≥ 60 years Coverage as on 01/02/2022 at 12 AM							
District	Target	1st Dose Coverage	Percentage	2nd Dose Coverage	Percentage fully vaccinated	Precaution dose	%
Alappuzha	424565	428235	101%	394882	93%	25621	55%
Ernakulam	673885	675133	100%	613545	91%	30406	46%
Idukki	193981	194286	100%	171063	88%	5144	30%
Kannur	438602	443839	101%	407010	93%	19090	45%
Kasaragod	182460	181457	99%	158816	87%	10947	40%
Kollam	497558	498698	100%	448359	90%	23673	44%
Kottayam	418008	418936	100%	378620	91%	21377	54%
Kozhikode	526896	528107	100%	472375	90%	19552	36%
Malappuram	477642	487103	102%	425914	89%	9446	42%
Palakkad	437708	438899	100%	394909	90%	18691	45%
Pathanamthitta	311297	311714	100%	277980	89%	29433	50%
Thiruvananthapuram	630465	631753	100%	562951	89%	37121	45%
Thrissur	581781	587105	101%	549855	95%	29044	55%
Wayanad	128009	128179	100%	113551	89%	9632	33%
Grand Total	5922857	5,953,444	101%	5,369,830	91%	289,177	46%

TABLE 6. Age-Appropriate Group (18-44 Years) Coverage as on 31/01/2022 midnight

18-44 years Coverage as on 01/02/2022 at 12 AM					
District	Target	First Dose		2nd Dose Coverage	Percentage fully vaccinated*
		1st Dose Coverage	Percentage		
Alappuzha	744178	665135	89%	584087	78%
Ernakulam	1470864	1497145	102%	1141434	78%
Idukki	437537	416523	95%	310904	71%
Kannur	947964	956433	101%	764335	81%
Kasaragod	556876	495857	89%	379930	68%
Kollam	1054752	925302	88%	729515	69%
Kottayam	665544	650027	98%	522799	79%
Kozhikode	1313678	1206064	92%	883952	67%
Malappuram	1777378	1802947	101%	1252101	70%
Palakkad	1088327	1074834	99%	825051	76%
Pathanamthitta	460819	440343	96%	332972	72%
Thiruvananthapuram	1309099	1237365	95%	987682	75%
Thrissur	1274465	1090705	86%	944965	74%
Wayanad	361152	352325	98%	284763	79%
Grand Total	13462633	12,811,005	95%	9,944,490	74%

*Among those who have taken first dose

TABLE 7. Age-Appropriate Group (15-17 Years) Coverage as on 31/01/2022 midnight

15-17 years Coverage as on 2/1/2022 at 12 AM					
District	Target	1st Dose Coverage	Percentage	2nd Dose Coverage	Percentage fully vaccinated
Alappuzha	80832	71400	88%	130	0.2%
Ernakulam	172307	96850	56%	90	0.1%
Idukki	51339	32248	63%	11	0.0%
Kannur	97722	90286	92%	18	0.0%
Kasaragod	60496	42828	71%	1	0.0%
Kollam	105234	86166	82%	100	0.1%
Kottayam	85400	56518	66%	41	0.0%
Kozhikode	143028	92311	65%	37	0.0%
Malappuram	241212	138016	57%	2	0.0%
Palakkad	132742	102714	77%	7	0.0%
Pathanamthitta	48854	35705	73%	28	0.1%
Thiruvananthapuram	145238	87712	60%	110	0.1%
Thrissur	123540	111443	90%	453	0.4%
Wayanad	29245	31530	108%	29	0.1%
Grand Total	1,517,189	1,075,727	71%	1057	0.1%

TABLE 8.State Summary (18+) as on 31/01/2022 midnight

State Summary (18+) 01-02-2022 at 12 AM							
District	Target	First Dose	Percentage	Second Dose	Percentage*	Precaution Dose	Percentage
Alappuzha	1704179	1599675	94%	1450619	85%	45185	49%
Ernakulam	2954098	3094846	105%	2569857	87%	62781	39%
Idukki	869082	894014	103%	732491	84%	13220	32%
Kannur	1913861	1996841	104%	1717834	90%	40739	41%
Kasaragod	992363	965223	97%	793106	80%	18984	37%
Kollam	2093511	2061116	98%	1742343	83%	41540	41%
Kottayam	1562022	1553207	99%	1334980	85%	42534	48%
Kozhikode	2499523	2495410	100%	2024560	81%	37472	31%
Malappuram	2988358	3109542	104%	2377550	80%	30100	38%
Palakkad	2140261	2142392	100%	1782609	83%	40850	42%
Pathanamthitta	1036488	1087972	105%	907391	88%	43430	46%
Thiruvananthapuram	2675400	2695600	101%	2286448	85%	69793	41%
Thrissur	2545664	2434362	96%	2194555	86%	62959	53%
Wayanad	659698	688508	104%	590802	90%	17912	35%
Grand Total	2,67,09,000	26,818,708	100%	22,505,145	84%	567,499	42%

*Revised target population(> 18 years) as per MOHFW is 2.67 crores
*As per letter from Additional Secretary MOHFW- D O No 2317579/2021/Imm dated 15/09/2021

TABLE 9. Achievement for the day 31/01/2022 midnight

Daily achievement 01-02-2022				
District	First Dose	Second Dose	Precaution dose	Total Doses Administered
Alappuzha	628	1943	3552	6123
Ernakulam	1145	3036	2491	6672
Idukki	326	1502	1025	2853
Kannur	475	3326	2024	5825
Kasaragod	428	1594	1610	3632
Kollam	910	2995	3503	7408
Kottayam	639	2074	1744	4457
Kozhikode	1294	4862	2837	8993
Malappuram	2548	5295	1228	9071
Palakkad	1256	3877	2607	7740
Pathanamthitta	514	754	2036	3304
Thiruvananthapuram	914	4674	6607	12195
Thrissur	740	3203	2591	6534
Wayanad	149	492	913	1554
Grand Total	11966	39627	34768	86361

** Vaccine stock details couldn't be downloaded from e-VIN portal as the portal is down.

TABLE9.COVID Vaccination related sites

support@cowin.gov.in https://www.cowin.gov.in/home https://dashboard.kerala.gov.in/ https://dhs.kerala.gov.in/https://aogyakeralam.gov.in/https://sha.kerala.gov.in/

TABLE10.COVID Vaccination related Helpline numbers

National/State/District	Line1	Line2	Line3
National Helpline	1075	+91 1123978046	0120 4473222
Disha	1056	04712552056	
StateCallCenter	04712309251	04712309252	04712309255
Thiruvananthapuram	9188610100	1077	
Kollam	04742797609	8589015556	
Pathanamthitta	04682222515	04682228220	
Alappuzha	04772239999		
Kottayam	04812565200	04812304800	04812581900
Idukki	18004255640	04862232220	04862233118
Ernakulam	9072303861		
Thrissur	9400066921	9400066922	9400066923
Palakkad	04912505264	04912505189	8943341439
Malappuram	04832733253	04832737858	04832733252
Kozhikode	7594001442		
Wayanad	04936202343	04936202375	9072510900
Kannur	04972700194		
Kasargod	9061076590	9061079244	9061078026