



**COVID-19 OUTBREAK CONTROL AND PREVENTION STATE
CELL HEALTH & FAMILY WELFARE DEPARTMENT
Govt of Kerala
www.health.kerala.gov.in**

www.dhs.kerala.gov.in

controlroomdhskerala@gmail.com

KeralaHEALTH-COVID-19 DAILY VACCINATION BULLETIN

Date: 28/02/2022

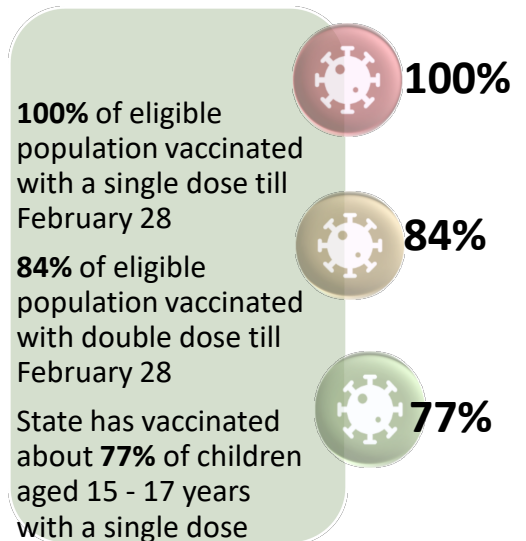
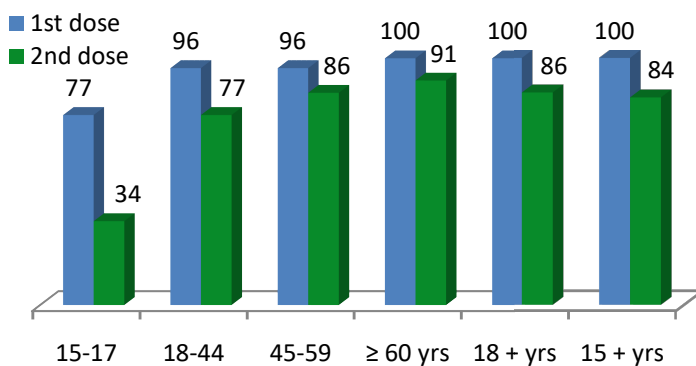
**OUR HEALTH OUR RESPONSIBILITY
VACCINE ADVISORY**

- *People who are vaccinated with Covid Vaccine are reported to have reduced Covid related ICU admissions, serious disease and death.*
- *Early vaccination is useful to safeguard our life from this deadly disease.*
- *Vaccination sessions are planned as per the availability of vaccine. All are requested to cooperate.*
- *After receiving the first dose, second dose of Covishield vaccine isbetakenbetween12–16weeks and second dose of Covaxin between4-6 weeks.*
- *Covid vaccination is currently available to all above the age of 18.*
- *Vaccination is available free of cost in all Government covid vaccination centers, and at a nominal rate (as per the GoI order F.No.2079203/2021/Immunization) in selected private Hospitals.*
- **ENSURE ALL YOUR ELIGIBLE FAMILY MEMBERS ARE PROTECTED BY RECEIVING ANY OF THE AVAILABLE COVID VACCINE.**
- **“BOTH COVAXIN AND COVISHIELD ARE EQUALLY EFFECTIVE AND SAFE”**
- **“BE FULLY PROTECTED – GET THE SECOND DOSE AT YOUR SCHEDULED TIME”**

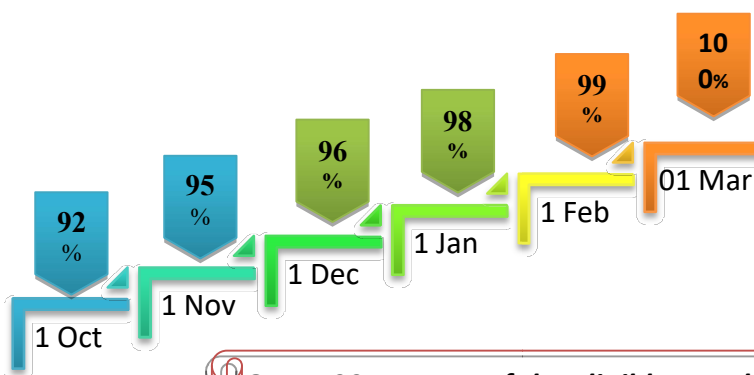
ANALYSIS

COVID-19 mass vaccinations are showing signs of preventing illness and steep decline in cases and hospital admissions in countries which done vaccination. Kerala started its vaccination for health care workers from January 16, 2021. The COVID-19 Vaccines Operational Guidelines issued by the Ministry of Health and Family Welfare, Govt. of India, 28th December 2020 and all subsequent Guidelines issued by Ministry of Health and Family Welfare, Govt of India are followed at the sites and all vaccination lanes

Summary of COVID Vaccine Administered as on 28-02-2022 midnight



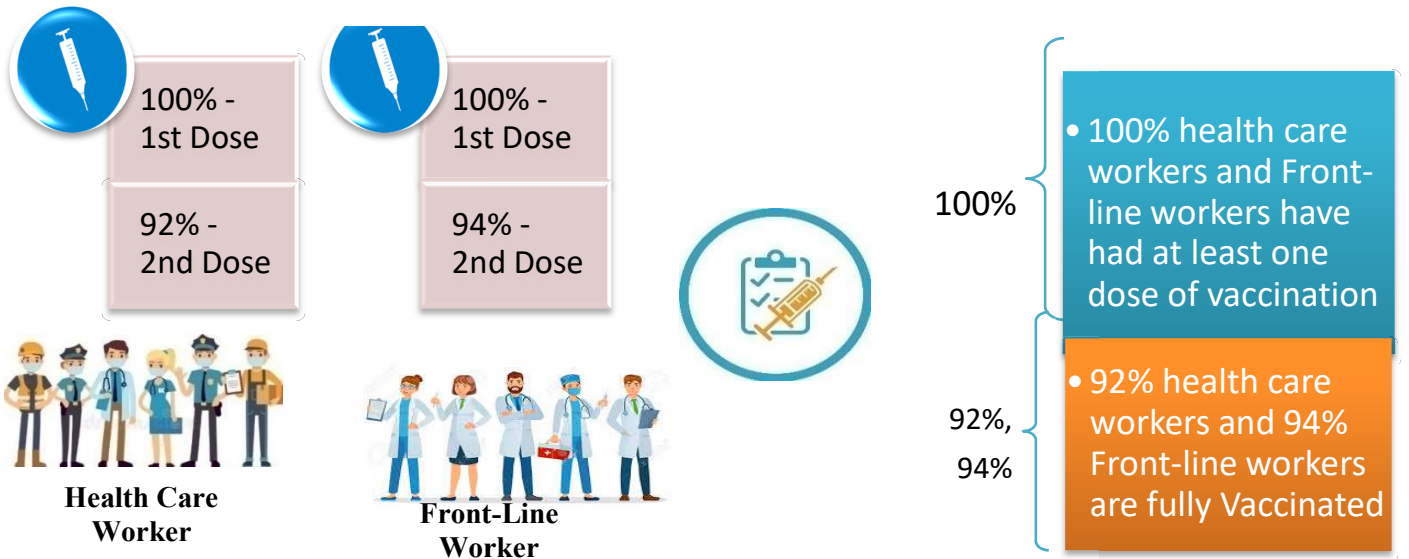
Time Line of Vaccination Coverage



Kerala began administration of COVID 19 Vaccines on 16th January, 2021. As of 28th February 2022, Kerala has administered over 52 million doses overall, including first and second doses of vaccines.


Over 100 per cent of the eligible population (15 + years) in Kerala has been administered the first dose of the Covid-19 vaccine. The state has achieved the target within 418 days since the beginning of the vaccination drive on January 16, 2021

Health Care Workers & Front-line Workers Vaccinated



Are You Vaccinated? You Still Need to Practice: SMS

- Even after vaccination, follow COVID appropriate behavior
- Practice Social Distancing and greet without physical contact
- Always wear clean face mask
- Wash your hands thoroughly and frequently or use hand sanitizer
- Follow the current COVID 19 guidelines to prevent further spread
- Stay Safe. Stay Strong. Get Vaccinated



Even After Getting Vaccinated Keep Taking Precautions to Protect Your Self



The Race Towards Full Vaccination - Weekly Trend

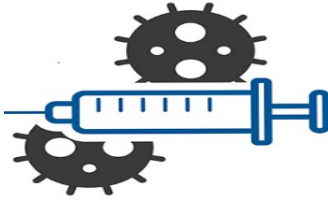
19th – 25th Feb, 2022

Kerala Administered over

2.52 Lakh

COVID Vaccine Doses

in the last 7 days
(19th to 25th Feb)



From 19th to 25th Feb, 2022 on average

0.36lakh

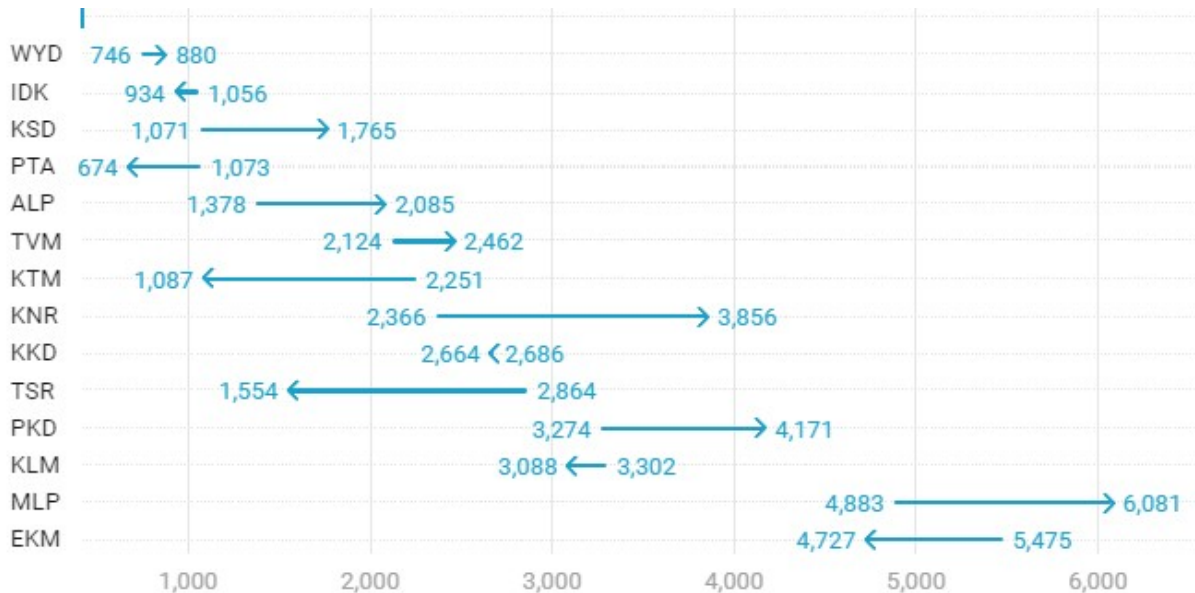
doses were administered daily.

Average Doses Administered Per day per week (in 1000)



S

Trend in average per day vaccination for the last two weeks

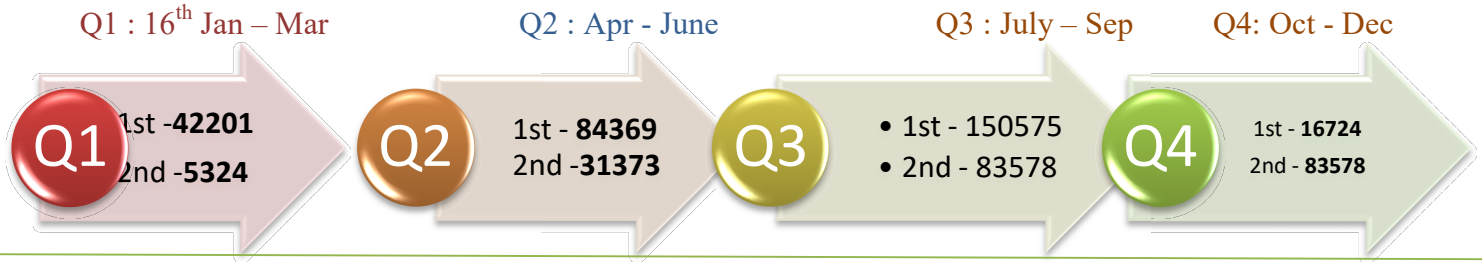


Race Against Time – Vaccination Quarterly Status

(Q1:16th Jan-Mar, Q2: Apr-June, Q3: July-Sep, Q4: Oct - Dec)

Daily Average Doses Administered per Quarter

In the first Quarter, only 42201 first doses and 5324 second doses were administered daily on average. During the second, third and fourth quarters, the daily vaccination of the first and second doses increased significantly.



Vaccination Achievement per Quarter

In the third quarter of the immunization drive, 52% of the eligible population (18 + age) in Kerala were given the first dose and 29% the second dose.

Dose Progression

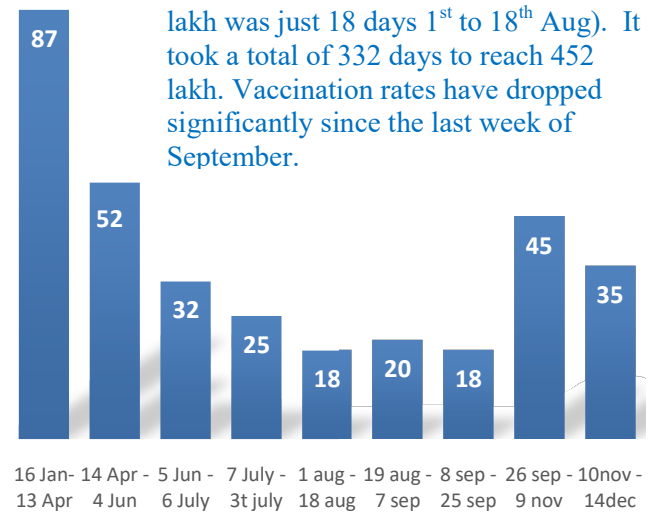
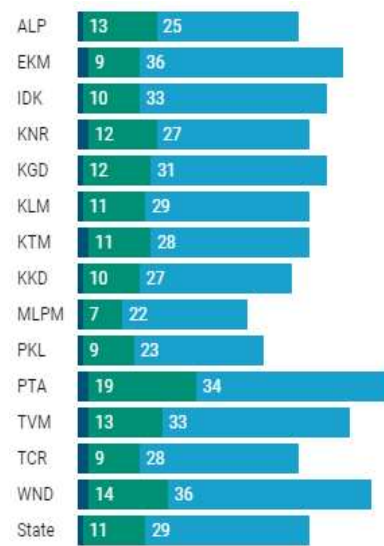
The chart shows the days taken for total COVID-19 Vaccination doses (both first and second) in Kerala to cross every 50 lakh dose mark

■ Q1 ■ Q2 ■ Q3

First Dose



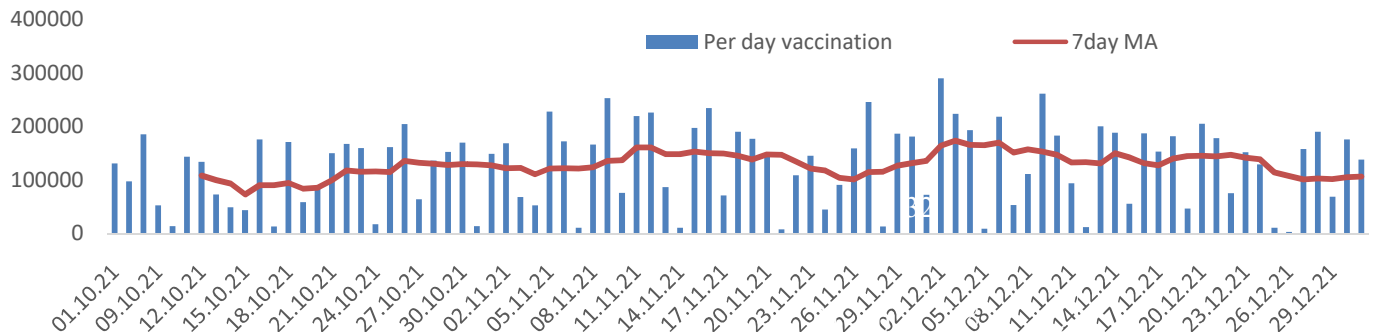
Second Dose



It took 87 days to administer the first 50 lakh doses. The shortest time taken to 50 lakh was just 18 days 1st to 18th Aug). It took a total of 332 days to reach 452 lakh. Vaccination rates have dropped significantly since the last week of September.

Vaccine Administered per Day and 7 days Moving Average in Last Quarter (Oct -Dec)

The seven-day moving average of daily doses in the last quarter showed a peak on December 2nd and continued to fluctuate thereafter



Important Message to the Public

- a. *Infection or infection rate is only a part and disease manifestation of disease is to be monitored*
- b. *Fatality among vaccinated people is very less. Disease severity among vaccinated people is less.*
- c. *People with comorbidity should be careful. Once detected covid positive they should get admitted and do not stay at home.*
- d. *Death among non-vaccinated people, especially people with comorbidity is because of late arrival in hospitals*
- e. *Diabetes and Hypertension together is the most common cause of patient death if they arrive late.*
- f. *Vaccinated people, only if symptomatic are advised to consult Doctor.*
- g. *Non Vaccinated people, if symptomatic, may do RTPCR test*
- h. *Antigen testing is only for emergency purpose*
- i. *Non vaccinated people with co-morbidities to do testing by RTPCR and consult doctor*
- j. *Repeat RTPCR is not needed among the people who are detected COVID positive in the previous 2 months*
- k. *All young person detected positive and at home isolation should do glucose test*

TABLE1.Total Vaccination done in the State as on 28/02/2022 midnight

State Summary (15+ years)-Total doses administered till 01/3/2022 at 12 AM								
District	Target	First Dose	Percent age	Second Dose	Percentage*	Precaution Dose	Percentage	Total doses administered
Alappuzha	1785011	1677568	94%	1532518	86%	75561	56%	3,285,647
Ernakulam	3126405	3210666	103%	2678120	86%	95397	46%	5,984,183
Idukki	920421	930038	101%	765032	83%	20344	35%	1,715,414
Kannur	2011583	2098956	104%	1807997	90%	68648	48%	3,975,601
Kasaragod	1052859	1016208	97%	830146	79%	32169	42%	1,878,523
Kollam	2198745	2158250	98%	1826366	83%	74570	48%	4,059,186
Kottayam	1647422	1618840	98%	1398000	85%	60115	52%	3,076,955
Kozhikode	2642551	2606720	99%	2107824	80%	60528	37%	4,775,072
Malappuram	3229570	3300609	102%	2499461	77%	50766	42%	5,850,836
Palakkad	2273003	2260694	99%	1883611	83%	70626	52%	4,214,931
Pathanamthitta	1085342	1127811	104%	944108	87%	68645	54%	2,140,564
Thiruvananthapuram	2820638	2798088	99%	2375380	84%	115472	48%	5,288,940
Thrissur	2669204	2557355	96%	2312162	87%	90353	58%	4,959,870
Wayanad	688943	723530	105%	617421	90%	26925	37%	1,367,876
Grand Total	28,151,697	28,085,333	100%	23,578,146	84%	910,119	48%	52,573,598

TABLE2.Covid-19Vaccination Center Functional in the State as on 28/02/2022 midnight

<i>DISTRICTS</i>	15+	18+	Total
Alappuzha	3	89	92
Ernakulam	6	63	69
Idukki	2	4	6
Kannur	1	4	5
Kasaragod	6	94	100
Kollam	13	33	46
Kottayam	1	9	10
Kozhikode	3	105	108
Malappuram	12	35	47
Palakkad	0	11	11
Pathanamthitta	26	45	71
Thiruvananthapuram	5	134	139
Thrissur	67	83	150
Wayanad	9	9	18
GrandTotal	154	718	872

TABLE3. HealthCare Workers Coverage as on 28/02/2022 midnight

DISTRICT	1st DOSE	2nd Dose	% fully vaccinated	Precaution dose	Precaution dose (%) *
Alappuzha	29018	27189	94%	11786	55%
Ernakulam	85562	75612	88%	25436	41%
Idukki	13552	12983	96%	4850	47%
Kannur	40387	37456	93%	16083	53%
Kasaragod	11610	10795	93%	4304	50%
Kollam	36032	33750	94%	13037	50%
Kottayam	38706	36236	94%	14482	52%
Kozhikode	52733	47880	91%	15229	41%
Malappuram	44831	41920	94%	14949	52%
Palakkad	34672	31969	92%	13702	53%
Pathanamthitta	29334	25033	85%	10206	50%
Thiruvananthapuram	73421	66261	90%	22924	44%
Thrissur	51909	49124	95%	23313	59%
Wayanad	13977	13274	95%	5809	51%
Grand Total	555744	509482	92%	196110	49%

1st Dose coverage for HCW is 100%

*Proportion of beneficiaries who are eligible (completed 9 months after 2nd dose)

TABLE4. Frontline workers Coverage as on 28/02/2022 midnight

DISTRICT	1st dose	2nd Dose	% fully vaccinated	Precaution dose	Precaution dose(%) *
Alappuzha	39124	36708	94%	11361	40%
Ernakulam	54930	50278	92%	15576	41%
Idukki	22992	21313	93%	4542	29%
Kannur	41380	39927	96%	10043	32%
Kasaragod	24615	22438	91%	5551	31%
Kollam	42235	38770	92%	8591	32%
Kottayam	32139	30567	95%	9486	39%
Kozhikode	55269	52496	95%	7299	19%
Malappuram	53912	51212	95%	10524	29%
Palakkad	48096	45480	95%	13373	38%
Pathanamthitta	25249	22500	89%	5875	34%
Thiruvananthapuram	72992	67501	92%	17004	39%
Thrissur	41904	40702	97%	15115	50%
Wayanad	17019	16080	94%	3580	28%
Grand Total	571856	535972	94%	137920	35%

1st Dose coverage for FLW is 100%

*Proportion of beneficiaries who are eligible (completed 9 months after 2nd dose)

TABLE5.Age-Appropriate Group (45-59 Years) Coverage as on 28/02/2022 midnight

Table 5: Age appropriate group (45-59 years) coverage					
45-59 years Coverage as on 01/03/2022 at 12 AM					
District	Target	1st Dose Coverage	Percentage	2nd Dose Coverage	Percentage fully vaccinated
Alappuzha	535436	438550	82%	411832	77%
Ernakulam	809349	782854	97%	695543	86%
Idukki	237564	246829	104%	217605	92%
Kannur	527295	515306	98%	474345	90%
Kasaragod	253027	251975	100%	222566	88%
Kollam	541201	559516	103%	496971	92%
Kottayam	478470	413799	86%	370434	77%
Kozhikode	658949	653989	99%	574776	87%
Malappuram	733338	722102	98%	618555	84%
Palakkad	614226	546666	89%	492293	80%
Pathanamthitta	264372	281565	107%	250230	95%
Thiruvananthapuram	735836	680889	93%	607914	83%
Thrissur	689418	663350	96%	616971	89%
Wayanad	170537	177083	104%	163731	96%
Grand Total	7249018	6,934,473	96%	6,213,766	86%

TABLE6.Age-Appropriate Group (≥60 Years) Coverage as on 28/02/2022 midnight

Table 6: Age appropriate group (≥ 60 years) coverage							
≥ 60 years Coverage as on 01/03/2022 at 12 AM							
District	Target	1st Dose Coverage	Percentage	2nd Dose Coverage	Percentage fully vaccinated	Precaution dose	%
Alappuzha	424565	428568	101%	397648	94%	52414	63%
Ernakulam	673885	675634	100%	616682	92%	54385	50%
Idukki	193981	194437	100%	171855	89%	10952	34%
Kannur	438602	444132	101%	409767	93%	42522	52%
Kasaragod	182460	181597	100%	159588	87%	22314	44%
Kollam	497558	499128	100%	451480	91%	52942	52%
Kottayam	418008	419279	100%	380985	91%	36147	57%
Kozhikode	526896	528641	100%	476255	90%	38000	42%
Malappuram	477642	487715	102%	430694	90%	25293	45%
Palakkad	437708	439423	100%	398260	91%	43551	57%
Pathanamthitta	311297	311913	100%	279116	90%	52564	58%
Thiruvananthapuram	630465	632362	100%	566873	90%	75544	53%
Thrissur	581781	587584	101%	553437	95%	51925	61%
Wayanad	128009	128243	100%	113911	89%	17536	36%
Grand Total	5922857	5,958,656	101%	5,406,551	91%	576,089	52%

TABLE 6. Age-Appropriate Group (18-44 Years) Coverage as on 28/02/2022 midnight

18-44 years Coverage as on 01/03/2022 at 12 AM					
District	Target	First Dose		2nd Dose Coverage	Percentage fully vaccinated*
		1st Dose Coverage	Percentage		
Alappuzha	744178	667675	90%	612588	82%
Ernakulam	1470864	1504229	102%	1187003	81%
Idukki	437537	418042	96%	323357	74%
Kannur	947964	960860	101%	796016	84%
Kasaragod	556876	499104	90%	395025	71%
Kollam	1054752	929248	88%	762098	72%
Kottayam	665544	652703	98%	547752	82%
Kozhikode	1313678	1214205	92%	924516	70%
Malappuram	1777378	1820261	102%	1319767	74%
Palakkad	1088327	1081544	99%	868347	80%
Pathanamthitta	460819	441772	96%	344797	75%
Thiruvananthapuram	1309099	1243018	95%	1026857	78%
Thrissur	1274465	1094459	86%	983062	77%
Wayanad	361152	353557	98%	294819	82%
Grand Total	13462633	12,880,677	96%	10,386,004	77%

*Among those who have taken first dose

TABLE 7. Age-Appropriate Group (15-17 Years) Coverage as on 28/02/2022 midnight

15-17 years Coverage as on 01/03/2022 at 12 AM					
District	Target	1st Dose Coverage	Percentage	2nd Dose Coverage	Percentage fully vaccinated
Alappuzha	80832	74633	92%	46553	58%
Ernakulam	172307	107457	62%	53002	31%
Idukki	51339	34186	67%	17919	35%
Kannur	97722	96891	99%	50486	52%
Kasaragod	60496	47307	78%	19734	33%
Kollam	105234	92091	88%	43297	41%
Kottayam	85400	62214	73%	32026	38%
Kozhikode	143028	101883	71%	31901	22%
Malappuram	241212	171788	71%	37313	15%
Palakkad	132742	110293	83%	47262	36%
Pathanamthitta	48854	37978	78%	22432	46%
Thiruvananthapuram	145238	95406	66%	39974	28%
Thrissur	123540	118149	96%	68866	56%
Wayanad	29245	33651	115%	15606	53%
Grand Total	1,517,189	1,183,927	77%	526,371	34%

TABLE 8. State Summary (18+) as on 28/02/2022 midnight

State Summary (18+) 01-03-2022 at 12 AM							
District	Target	First Dose	Percentage	Second Dose	Percentage*	Precaution Dose	Percentage
Alappuzha	1704179	1602935	94%	1485965	87%	75561	56%
Ernakulam	2954098	3103209	105%	2625118	89%	95397	46%
Idukki	869082	895852	103%	747113	86%	20344	35%
Kannur	1913861	2002065	105%	1757511	92%	68648	48%
Kasaragod	992363	968901	98%	810412	82%	32169	42%
Kollam	2093511	2066159	99%	1783069	85%	74570	48%
Kottayam	1562022	1556626	100%	1365974	87%	60115	52%
Kozhikode	2499523	2504837	100%	2075923	83%	60528	37%
Malappuram	2988358	3128821	105%	2462148	82%	50766	42%
Palakkad	2140261	2150401	100%	1836349	86%	70626	52%
Pathanamthitta	1036488	1089833	105%	921676	89%	68645	54%
Thiruvananthapuram	2675400	2702682	101%	2335406	87%	115472	48%
Thrissur	2545664	2439206	96%	2243296	88%	90353	58%
Wayanad	659698	689879	105%	601815	91%	26925	37%
Grand Total	2,66,34,508	26,901,406	101%	23,051,775	86%	910,119	48%

*Revised target population(> 18 years) as per MOHFW is 2.67 crores
*As per letter from Additional Secretary MOHFW- D O No 2317579/2021/Imm dated 15/09/2021

TABLE 9. Achievement for the day 28/02/2022 midnight

Daily achievement 01-03-2022				
District	First Dose	Second Dose	Precaution dose	Total Doses Administered
Alappuzha	170	1859	371	2400
Ernakulam	313	2652	630	3595
Idukki	32	328	28	388
Kannur	12	75	3	90
Kasaragod	160	1060	316	1536
Kollam	162	1485	279	1926
Kottayam	40	220	31	291
Kozhikode	214	1627	283	2124
Malappuram	418	2542	163	3123
Palakkad	14	41	25	80
Pathanamthitta	28	205	98	331
Thiruvananthapuram	96	948	386	1430
Thrissur	321	3442	393	4156
Wayanad	7	50	23	80
Grand Total	1987	16534	3029	21550

** Vaccine stock details couldn't be downloaded from e-VIN portal as the portal is down.

TABLE9.COVID Vaccination related sites

support@cowin.gov.in https://www.cowin.gov.in/home https://dashboard.kerala.gov.in/ https://dhs.kerala.gov.in/https://aogyakeralam.gov.in/https://sha.kerala.gov.in/

TABLE10.COVID Vaccination related Helpline numbers

National/State/District	Line1	Line2	Line3
National Helpline	1075	+91 1123978046	0120 4473222
Disha	1056	04712552056	
StateCallCenter	04712309251	04712309252	04712309255
Thiruvananthapuram	9188610100	1077	
Kollam	04742797609	8589015556	
Pathanamthitta	04682222515	04682228220	
Alappuzha	04772239999		
Kottayam	04812565200	04812304800	04812581900
Idukki	18004255640	04862232220	04862233118
Ernakulam	9072303861		
Thrissur	9400066921	9400066922	9400066923
Palakkad	04912505264	04912505189	8943341439
Malappuram	04832733253	04832737858	04832733252
Kozhikode	7594001442		
Wayanad	04936202343	04936202375	9072510900
Kannur	04972700194		
Kasargod	9061076590	9061079244	9061078026