



**COVID-19 OUTBREAK CONTROL AND PREVENTION STATE  
CELL HEALTH & FAMILY WELFARE DEPARTMENT  
Govt of Kerala  
[www.health.kerala.gov.in](http://www.health.kerala.gov.in)**

[www.dhs.kerala.gov.in](http://www.dhs.kerala.gov.in)

[controlroomdhskerala@gmail.com](mailto:controlroomdhskerala@gmail.com)

**KeralaHEALTH-COVID-19 DAILY VACCINATION BULLETIN**

**Date: 01/03/2022**

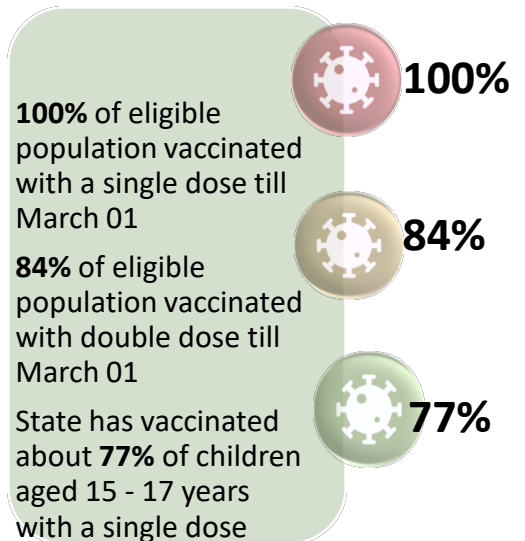
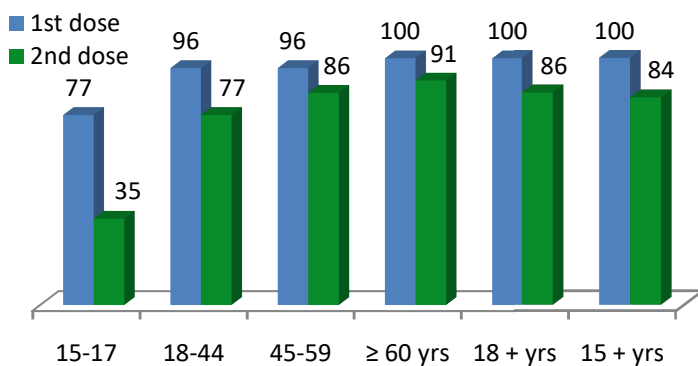
**OUR HEALTH OUR RESPONSIBILITY  
VACCINE ADVISORY**

- *People who are vaccinated with Covid Vaccine are reported to have reduced Covid related ICU admissions, serious disease and death.*
- *Early vaccination is useful to safeguard our life from this deadly disease.*
- *Vaccination sessions are planned as per the availability of vaccine. All are requested to cooperate.*
- *After receiving the first dose, second dose of Covishield vaccine isbetakenbetween12–16weeks and second dose of Covaxin between4-6 weeks.*
- *Covid vaccination is currently available to all above the age of 18.*
- *Vaccination is available free of cost in all Government covid vaccination centers, and at a nominal rate (as per the GoI order F.No.2079203/2021/Immunization) in selected private Hospitals.*
- **ENSURE ALL YOUR ELIGIBLE FAMILY MEMBERS ARE PROTECTED BY RECEIVING ANY OF THE AVAILABLE COVID VACCINE.**
- **“BOTH COVAXIN AND COVISHIELD ARE EQUALLY EFFECTIVE AND SAFE”**
- **“BE FULLY PROTECTED – GET THE SECOND DOSE AT YOUR SCHEDULED TIME”**

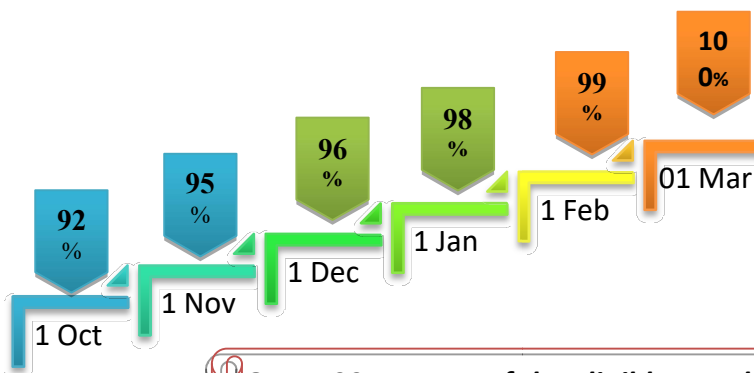
## ANALYSIS

COVID-19 mass vaccinations are showing signs of preventing illness and steep decline in cases and hospital admissions in countries which done vaccination. Kerala started its vaccination for health care workers from January 16, 2021. The COVID-19 Vaccines Operational Guidelines issued by the Ministry of Health and Family Welfare, Govt. of India, 28th December 2020 and all subsequent Guidelines issued by Ministry of Health and Family Welfare, Govt of India are followed at the sites and all vaccination lanes

### Summary of COVID Vaccine Administered as on 01-03-2022 midnight



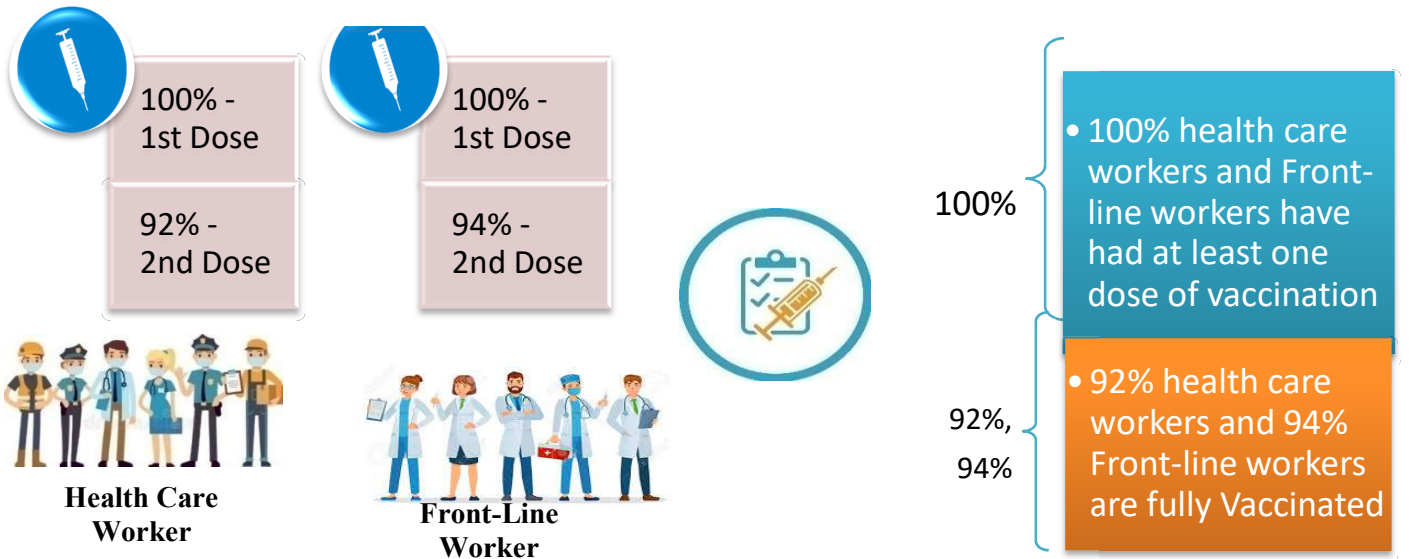
### Time Line of Vaccination Coverage



Kerala began administration of COVID 19 Vaccines on 16<sup>th</sup> January, 2021. As of 01<sup>st</sup> March 2022, Kerala has administered over 52 million doses overall, including first and second doses of vaccines.


**Over 100 per cent of the eligible population (15 + years) in Kerala has been administered the first dose of the Covid-19 vaccine. The state has achieved the target within 419 days since the beginning of the vaccination drive on January 16, 2021**

# Health Care Workers & Front-line Workers Vaccinated



## Are You Vaccinated? You Still Need to Practice: SMS

- Even after vaccination, follow COVID appropriate behavior
- Practice Social Distancing and greet without physical contact
- Always wear clean face mask
- Wash your hands thoroughly and frequently or use hand sanitizer
- Follow the current COVID 19 guidelines to prevent further spread
- Stay Safe. Stay Strong. Get Vaccinated



Even After Getting Vaccinated Keep Taking Precautions to Protect Your Self



# The Race Towards Full Vaccination - Weekly Trend

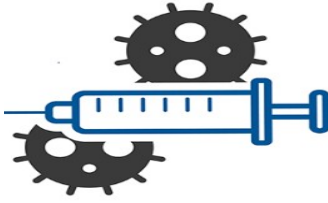
19<sup>th</sup> – 25<sup>th</sup> Feb, 2022

Kerala Administered over

## 2.52 Lakh

COVID Vaccine Doses

in the last 7 days  
(19<sup>th</sup> to 25<sup>th</sup> Feb)



From 19<sup>th</sup> to 25<sup>th</sup> Feb, 2022 on average

## 0.36lakh

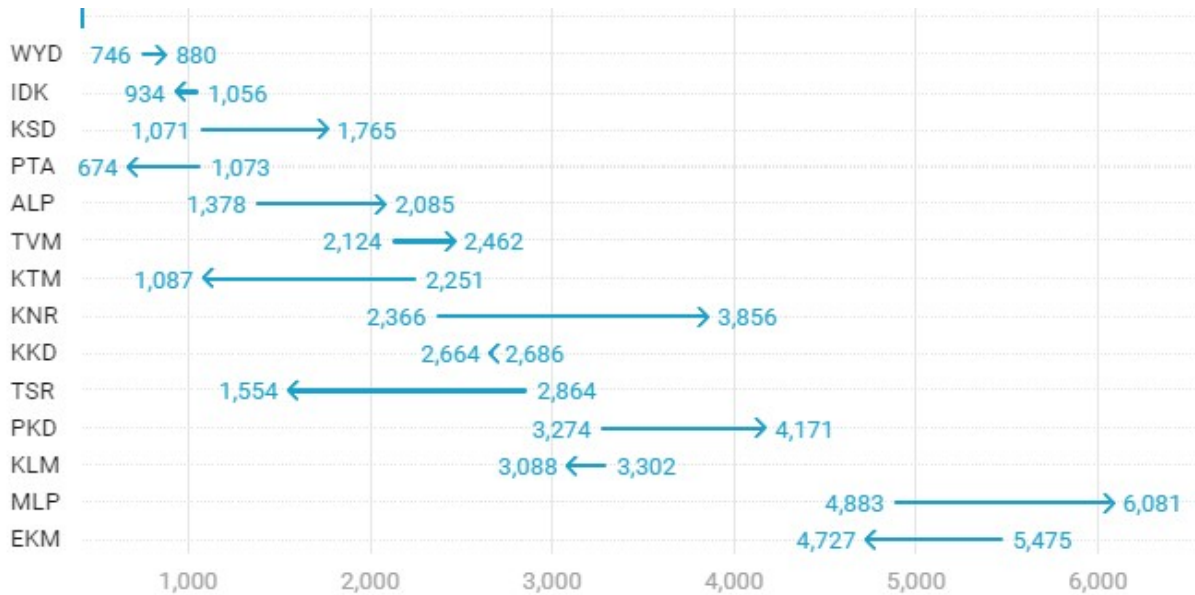
doses were administered daily.

Average Doses Administered Per day per week (in 1000)



S

Trend in average per day vaccination for the last two weeks



# Race Against Time – Vaccination Quarterly Status

(Q1:16<sup>th</sup> Jan-Mar, Q2: Apr-June, Q3: July-Sep, Q4: Oct - Dec)

## Daily Average Doses Administered per Quarter

In the first Quarter, only 42201 first doses and 5324 second doses were administered daily on average. During the second, third and fourth quarters, the daily vaccination of the first and second doses increased significantly.



## Vaccination Achievement per Quarter

In the third quarter of the immunization drive, 52% of the eligible population (18 + age) in Kerala were given the first dose and 29% the second dose.

## Dose Progression

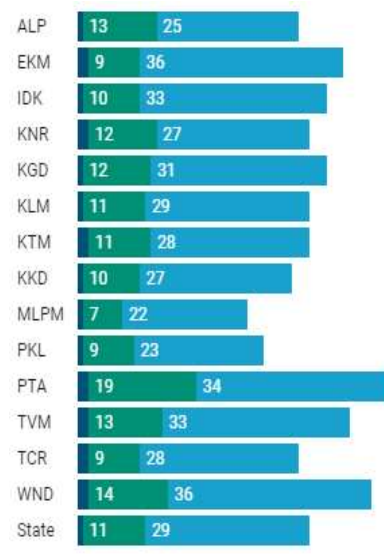
The chart shows the days taken for total COVID-19 Vaccination doses (both first and second) in Kerala to cross every 50 lakh dose mark

■ Q1 ■ Q2 ■ Q3

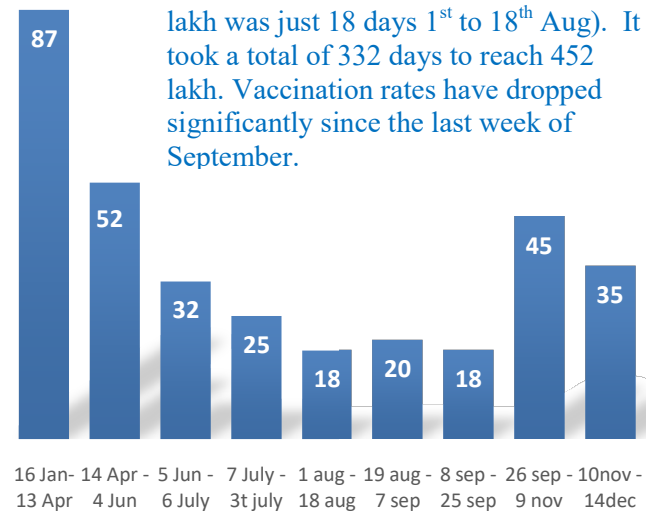
### First Dose



### Second Dose

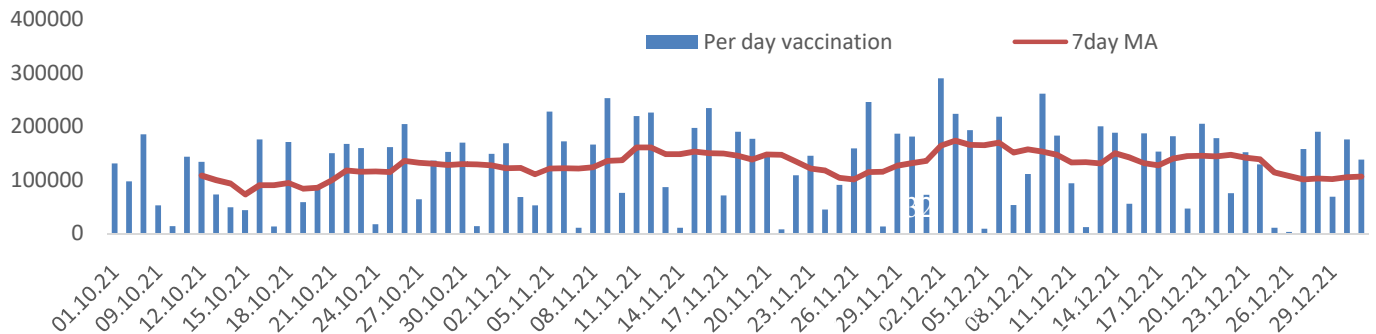


It took 87 days to administer the first 50 lakh doses. The shortest time taken to 50 lakh was just 18 days 1<sup>st</sup> to 18<sup>th</sup> Aug). It took a total of 332 days to reach 452 lakh. Vaccination rates have dropped significantly since the last week of September.



## Vaccine Administered per Day and 7 days Moving Average in Last Quarter (Oct -Dec)

The seven-day moving average of daily doses in the last quarter showed a peak on December 2<sup>nd</sup> and continued to fluctuate thereafter



## Important Message to the Public

- a. *Infection or infection rate is only a part and disease manifestation of disease is to be monitored*
- b. *Fatality among vaccinated people is very less. Disease severity among vaccinated people is less.*
- c. *People with comorbidity should be careful. Once detected covid positive they should get admitted and do not stay at home.*
- d. *Death among non-vaccinated people, especially people with comorbidity is because of late arrival in hospitals*
- e. *Diabetes and Hypertension together is the most common cause of patient death if they arrive late.*
- f. *Vaccinated people, only if symptomatic are advised to consult Doctor.*
- g. *Non Vaccinated people, if symptomatic, may do RTPCR test*
- h. *Antigen testing is only for emergency purpose*
- i. *Non vaccinated people with co-morbidities to do testing by RTPCR and consult doctor*
- j. *Repeat RTPCR is not needed among the people who are detected COVID positive in the previous 2 months*
- k. *All young person detected positive and at home isolation should do glucose test*



TABLE1.Total Vaccination done in the State as on 01/03/2022 midnight

State Summary (15+ years)-Total doses administered till 02/3/2022 at 12 AM								
District	Target	First Dose	Percent age	Second Dose	Percentage*	Precaution Dose	Percentage	Total doses administered
Alappuzha	1785011	1677650	94%	1533566	86%	75699	56%	3,286,915
Ernakulam	3126405	3210809	103%	2679000	86%	95805	46%	5,985,614
Idukki	920421	930086	101%	765421	83%	20359	35%	1,715,866
Kannur	2011583	2099045	104%	1808642	90%	68780	48%	3,976,467
Kasaragod	1052859	1016245	97%	830579	79%	32176	42%	1,879,000
Kollam	2198745	2158355	98%	1827082	83%	74728	48%	4,060,165
Kottayam	1647422	1618888	98%	1398454	85%	60184	51%	3,077,526
Kozhikode	2642551	2606972	99%	2109489	80%	60647	36%	4,777,108
Malappuram	3229570	3300910	102%	2501230	77%	50951	42%	5,853,091
Palakkad	2273003	2260741	99%	1883738	83%	70697	52%	4,215,176
Pathanamthitta	1085342	1127849	104%	944422	87%	68750	53%	2,141,021
Thiruvananthapuram	2820638	2798366	99%	2377209	84%	116211	48%	5,291,786
Thrissur	2669204	2557829	96%	2316911	87%	90910	58%	4,965,650
Wayanad	688943	723531	105%	617426	90%	26932	37%	1,367,889
<b>Grand Total</b>	<b>28,151,697</b>	<b>28,087,276</b>	<b>100%</b>	<b>23,593,169</b>	<b>84%</b>	<b>912,829</b>	<b>48%</b>	<b>52,593,274</b>

TABLE2.Covid-19Vaccination Center Functional in the State as on 01/03/2022 midnight

<i>DISTRICTS</i>	15+	18+	Total
<b>Alappuzha</b>	3	88	91
<b>Ernakulam</b>	2	55	57
<b>Idukki</b>	2	0	2
<b>Kannur</b>	2	9	11
<b>Kasaragod</b>	4	0	4
<b>Kollam</b>	5	23	28
<b>Kottayam</b>	4	10	14
<b>Kozhikode</b>	90	11	101
<b>Malappuram</b>	10	26	36
<b>Palakkad</b>	0	15	15
<b>Pathanamthitta</b>	3	9	12
<b>Thiruvananthapuram</b>	5	129	134
<b>Thrissur</b>	81	130	211
<b>Wayanad</b>	0	0	0
<b>GrandTotal</b>	<b>211</b>	<b>505</b>	<b>716</b>

TABLE3. HealthCare Workers Coverage as on 01/03/2022 midnight

<b>DISTRICT</b>	<b>1st DOSE</b>	<b>2nd Dose</b>	<b>% fully vaccinated</b>	<b>Precaution dose</b>	<b>Precaution dose (%) *</b>
<b>Alappuzha</b>	29018	27189	94%	11808	55%
<b>Ernakulam</b>	85562	75619	88%	25634	41%
<b>Idukki</b>	13552	12983	96%	4850	47%
<b>Kannur</b>	40387	37458	93%	16104	53%
<b>Kasaragod</b>	11610	10795	93%	4304	50%
<b>Kollam</b>	36032	33751	94%	13052	50%
<b>Kottayam</b>	38706	36236	94%	14491	52%
<b>Kozhikode</b>	52733	47882	91%	15255	41%
<b>Malappuram</b>	44831	41920	94%	14968	52%
<b>Palakkad</b>	34672	31970	92%	13715	53%
<b>Pathanamthitta</b>	29334	25033	85%	10213	50%
<b>Thiruvananthapuram</b>	73421	66265	90%	22991	44%
<b>Thrissur</b>	51909	49125	95%	23365	59%
<b>Wayanad</b>	13977	13274	95%	5815	51%
<b>Grand Total</b>	<b>555744</b>	<b>509500</b>	<b>92%</b>	<b>196565</b>	<b>49%</b>

1st Dose coverage for HCW is 100%

\*Proportion of beneficiaries who are eligible ( completed 9 months after 2nd dose )

TABLE4. Frontline workers Coverage as on 01/03/2022 midnight

<b>DISTRICT</b>	<b>1st dose</b>	<b>2nd Dose</b>	<b>% fully vaccinated</b>	<b>Precaution dose</b>	<b>Precaution dose(%) *</b>
<b>Alappuzha</b>	39124	36708	94%	11373	40%
<b>Ernakulam</b>	54931	50279	92%	15590	41%
<b>Idukki</b>	22992	21313	93%	4543	29%
<b>Kannur</b>	41380	39928	96%	10054	32%
<b>Kasaragod</b>	24615	22438	91%	5551	31%
<b>Kollam</b>	42235	38771	92%	8610	32%
<b>Kottayam</b>	32139	30567	95%	9495	39%
<b>Kozhikode</b>	55270	52497	95%	7311	19%
<b>Malappuram</b>	53913	51213	95%	10552	29%
<b>Palakkad</b>	48096	45480	95%	13383	38%
<b>Pathanamthitta</b>	25249	22501	89%	5880	34%
<b>Thiruvananthapuram</b>	72992	67502	92%	17080	39%
<b>Thrissur</b>	41904	40703	97%	15177	50%
<b>Wayanad</b>	17019	16080	94%	3580	27%
<b>Grand Total</b>	<b>571859</b>	<b>535980</b>	<b>94%</b>	<b>138179</b>	<b>35%</b>

1st Dose coverage for FLW is 100%

\*Proportion of beneficiaries who are eligible ( completed 9 months after 2nd dose )



TABLE5.Age-Appropriate Group (45-59 Years) Coverage as on 01/03/2022 midnight

<b>Table 5: Age appropriate group (45-59 years) coverage</b>					
<b>45-59 years Coverage as on 02/03/2022 at 12 AM</b>					
<b>District</b>	<b>Target</b>	<b>1st Dose Coverage</b>	<b>Percentage</b>	<b>2nd Dose Coverage</b>	<b>Percentage fully vaccinated</b>
Alappuzha	535436	438554	82%	411888	77%
Ernakulam	809349	782866	97%	695632	86%
Idukki	237564	246831	104%	217615	92%
Kannur	527295	515308	98%	474405	90%
Kasaragod	253027	251975	100%	222569	88%
Kollam	541201	559526	103%	497033	92%
Kottayam	478470	413800	86%	370459	77%
Kozhikode	658949	653993	99%	574815	87%
Malappuram	733338	722117	98%	618624	84%
Palakkad	614226	546667	89%	492310	80%
Pathanamthitta	264372	281567	107%	250244	95%
Thiruvananthapuram	735836	680914	93%	608158	83%
Thrissur	689418	663374	96%	617369	90%
Wayanad	170537	177083	104%	163732	96%
<b>Grand Total</b>	<b>7249018</b>	<b>6,934,575</b>	<b>96%</b>	<b>6,214,853</b>	<b>86%</b>

TABLE6.Age-Appropriate Group (≥60 Years) Coverage as on 01/03/2022 midnight

<b>Table 6: Age appropriate group (≥ 60 years) coverage</b>							
<b>≥ 60 years Coverage as on 02/03/2022 at 12 AM</b>							
<b>District</b>	<b>Target</b>	<b>1st Dose Coverage</b>	<b>Percentage</b>	<b>2nd Dose Coverage</b>	<b>Percentage fully vaccinated</b>	<b>Precaution dose</b>	<b>%</b>
Alappuzha	424565	428573	101%	397663	94%	52518	62%
Ernakulam	673885	675638	100%	616716	92%	54581	50%
Idukki	193981	194437	100%	171861	89%	10966	33%
Kannur	438602	444135	101%	409791	93%	42622	52%
Kasaragod	182460	181597	100%	159590	87%	22321	44%
Kollam	497558	499132	100%	451508	91%	53066	52%
Kottayam	418008	419281	100%	380997	91%	36198	55%
Kozhikode	526896	528643	100%	476273	90%	38081	42%
Malappuram	477642	487718	102%	430713	90%	25431	45%
Palakkad	437708	439425	100%	398267	91%	43599	57%
Pathanamthitta	311297	311913	100%	279120	90%	52657	58%
Thiruvananthapuram	630465	632391	100%	567028	90%	76140	53%
Thrissur	581781	587603	101%	553620	95%	52368	61%
Wayanad	128009	128243	100%	113912	89%	17537	36%
<b>Grand Total</b>	<b>5922857</b>	<b>5,958,729</b>	<b>101%</b>	<b>5,407,059</b>	<b>91%</b>	<b>578,085</b>	<b>52%</b>

TABLE6. Age-Appropriate Group (18-44 Years) Coverage as on 01/03/2022 midnight

18-44 years Coverage as on 02/03/2022 at 12 AM					
District	Target	First Dose		2nd Dose Coverage	Percentage fully vaccinated*
		1st Dose Coverage	Percentage		
Alappuzha	744178	667715	90%	612967	82%
Ernakulam	1470864	1504340	102%	1187657	81%
Idukki	437537	418054	96%	323487	74%
Kannur	947964	960918	101%	796375	84%
Kasaragod	556876	499113	90%	395120	71%
Kollam	1054752	929307	88%	762473	72%
Kottayam	665544	652722	98%	547925	82%
Kozhikode	1313678	1214282	92%	925056	70%
Malappuram	1777378	1820402	102%	1320587	74%
Palakkad	1088327	1081588	99%	868449	80%
Pathanamthitta	460819	441787	96%	344920	75%
Thiruvananthapuram	1309099	1243208	95%	1028107	79%
Thrissur	1274465	1094628	86%	984833	77%
Wayanad	361152	353558	98%	294822	82%
<b>Grand Total</b>	<b>13462633</b>	<b>12,881,622</b>	<b>96%</b>	<b>10,392,778</b>	<b>77%</b>

\*Among those who have taken first dose

TABLE 7. Age-Appropriate Group (15-17 Years) Coverage as on 01/03/2022 midnight

15-17 years Coverage as on 02/03/2022 at 12 AM					
District	Target	1st Dose Coverage	Percentage	2nd Dose Coverage	Percentage fully vaccinated
Alappuzha	80832	74666	92%	47151	58%
Ernakulam	172307	107472	62%	53097	31%
Idukki	51339	34220	67%	18162	35%
Kannur	97722	96917	99%	50685	52%
Kasaragod	60496	47335	78%	20067	33%
Kollam	105234	92123	88%	43546	41%
Kottayam	85400	62240	73%	32270	38%
Kozhikode	143028	102051	71%	32966	23%
Malappuram	241212	171929	71%	38173	16%
Palakkad	132742	110293	83%	47262	36%
Pathanamthitta	48854	37999	78%	22604	46%
Thiruvananthapuram	145238	95440	66%	40149	28%
Thrissur	123540	118411	96%	71261	58%
Wayanad	29245	33651	115%	15606	53%
<b>Grand Total</b>	<b>1,517,189</b>	<b>1,184,747</b>	<b>77%</b>	<b>532,999</b>	<b>35%</b>

TABLE 8. State Summary (18+) as on 01/03/2022 midnight

State Summary (18+) 02-03-2022 at 12 AM							
District	Target	First Dose	Percentage	Second Dose	Percentage*	Precaution Dose	Percentage
Alappuzha	1704179	1602984	94%	1486415	87%	75699	56%
Ernakulam	2954098	3103337	105%	2625903	89%	95805	46%
Idukki	869082	895866	103%	747259	86%	20359	35%
Kannur	1913861	2002128	105%	1757957	92%	68780	48%
Kasaragod	992363	968910	98%	810512	82%	32176	42%
Kollam	2093511	2066232	99%	1783536	85%	74728	48%
Kottayam	1562022	1556648	100%	1366184	87%	60184	51%
Kozhikode	2499523	2504921	100%	2076523	83%	60647	36%
Malappuram	2988358	3128981	105%	2463057	82%	50951	42%
Palakkad	2140261	2150448	100%	1836476	86%	70697	52%
Pathanamthitta	1036488	1089850	105%	921818	89%	68750	53%
Thiruvananthapuram	2675400	2702926	101%	2337060	87%	116211	48%
Thrissur	2545664	2439418	96%	2245650	88%	90910	58%
Wayanad	659698	689880	105%	601820	91%	26932	37%
<b>Grand Total</b>	<b>2,66,34,508</b>	<b>26,902,529</b>	<b>101%</b>	<b>23,060,170</b>	<b>86%</b>	<b>912,829</b>	<b>48%</b>

\*Revised target population(> 18 years) as per MOHFW is 2.67 crores  
\*As per letter from Additional Secretary MOHFW- D O No 2317579/2021/Imm dated 15/09/2021

TABLE 9. Achievement for the day 01/03/2022 midnight

Daily achievement 02-03-2022				
District	First Dose	Second Dose	Precaution dose	Total Doses Administered
Alappuzha	76	1006	136	1218
Ernakulam	142	879	407	1428
Idukki	48	388	15	451
Kannur	89	645	132	866
Kasaragod	37	433	7	477
Kollam	105	714	158	977
Kottayam	48	454	69	571
Kozhikode	252	1664	119	2035
Malappuram	290	1728	184	2202
Palakkad	46	123	69	238
Pathanamthitta	38	314	104	456
Thiruvananthapuram	278	1828	738	2844
Thrissur	474	4749	557	5780
Wayanad	1	5	7	13
<b>Grand Total</b>	<b>1924</b>	<b>14930</b>	<b>2702</b>	<b>19556</b>

\*\* Vaccine stock details couldn't be downloaded from e-VIN portal as the portal is down.

TABLE9.COVID Vaccination related sites

<a href="mailto:support@cowin.gov.in">support@cowin.gov.in</a> <a href="https://www.cowin.gov.in/home">https://www.cowin.gov.in/home</a> <a href="https://dashboard.kerala.gov.in/">https://dashboard.kerala.gov.in/</a> <a href="https://dhs.kerala.gov.in/https://aogyakeralam.gov.in/https://sha.kerala.gov.in/">https://dhs.kerala.gov.in/https://aogyakeralam.gov.in/https://sha.kerala.gov.in/</a>
---

TABLE10.COVID Vaccination related Helpline numbers

National/State/District	Line1	Line2	Line3
National Helpline	1075	+91 1123978046	0120 4473222
Disha	1056	04712552056	
StateCallCenter	04712309251	04712309252	04712309255
Thiruvananthapuram	9188610100	1077	
Kollam	04742797609	8589015556	
Pathanamthitta	04682222515	04682228220	
Alappuzha	04772239999		
Kottayam	04812565200	04812304800	04812581900
Idukki	18004255640	04862232220	04862233118
Ernakulam	9072303861		
Thrissur	9400066921	9400066922	9400066923
Palakkad	04912505264	04912505189	8943341439
Malappuram	04832733253	04832737858	04832733252
Kozhikode	7594001442		
Wayanad	04936202343	04936202375	9072510900
Kannur	04972700194		
Kasargod	9061076590	9061079244	9061078026