



**COVID-19 OUTBREAK CONTROL AND PREVENTION STATE
CELL HEALTH & FAMILY WELFARE DEPARTMENT
Govt of Kerala
www.health.kerala.gov.in**

www.dhs.kerala.gov.in

controlroomdhskerala@gmail.com

KeralaHEALTH-COVID-19 DAILY VACCINATION BULLETIN

Date: 02/03/2022

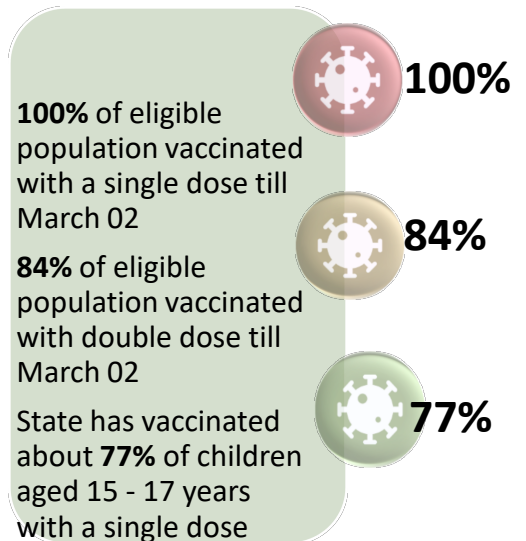
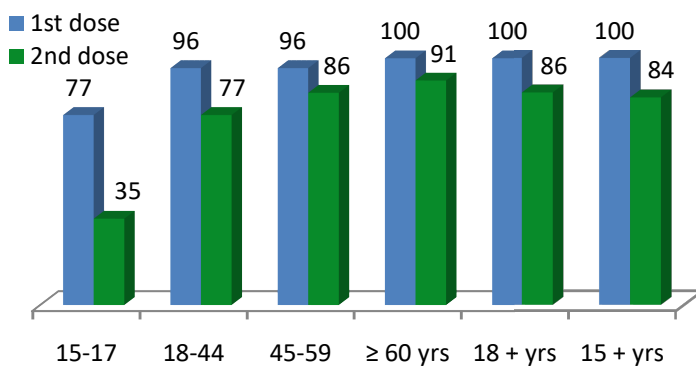
**OUR HEALTH OUR RESPONSIBILITY
VACCINE ADVISORY**

- *People who are vaccinated with Covid Vaccine are reported to have reduced Covid related ICU admissions, serious disease and death.*
- *Early vaccination is useful to safeguard our life from this deadly disease.*
- *Vaccination sessions are planned as per the availability of vaccine. All are requested to cooperate.*
- *After receiving the first dose, second dose of Covishield vaccine isbetakenbetween12–16weeks and second dose of Covaxin between4-6 weeks.*
- *Covid vaccination is currently available to all above the age of 18.*
- *Vaccination is available free of cost in all Government covid vaccination centers, and at a nominal rate (as per the GoI order F.No.2079203/2021/Immunization) in selected private Hospitals.*
- ***ENSURE ALL YOUR ELIGIBLE FAMILY MEMBERS ARE PROTECTED BY RECEIVING ANY OF THE AVAILABLE COVID VACCINE.***
- ***“BOTH COVAXIN AND COVISHIELD ARE EQUALLY EFFECTIVE AND SAFE”***
- ***“BE FULLY PROTECTED – GET THE SECOND DOSE AT YOUR SCHEDULED TIME”***

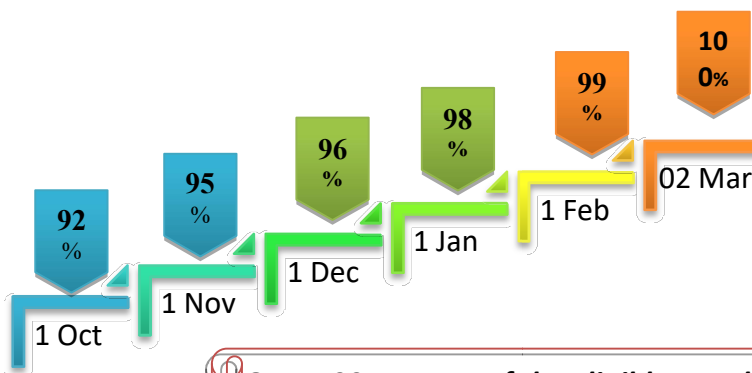
ANALYSIS

COVID-19 mass vaccinations are showing signs of preventing illness and steep decline in cases and hospital admissions in countries which done vaccination. Kerala started its vaccination for health care workers from January 16, 2021. The COVID-19 Vaccines Operational Guidelines issued by the Ministry of Health and Family Welfare, Govt. of India, 28th December 2020 and all subsequent Guidelines issued by Ministry of Health and Family Welfare, Govt of India are followed at the sites and all vaccination lanes

Summary of COVID Vaccine Administered as on 02-03-2022 midnight



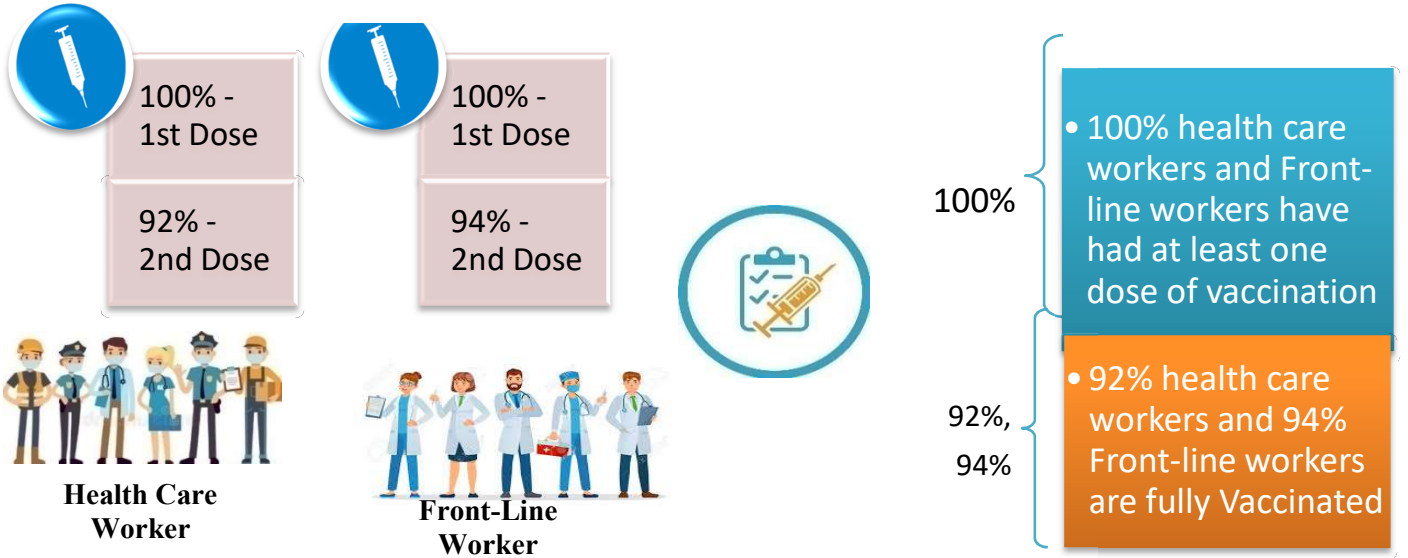
Time Line of Vaccination Coverage



Kerala began administration of COVID 19 Vaccines on 16th January, 2021. As of 02nd March 2022, Kerala has administered over 52 million doses overall, including first and second doses of vaccines.


Over 100 per cent of the eligible population (15 + years) in Kerala has been administered the first dose of the Covid-19 vaccine. The state has achieved the target within 420 days since the beginning of the vaccination drive on January 16, 2021

Health Care Workers & Front-line Workers Vaccinated



Are You Vaccinated? You Still Need to Practice: SMS

- Even after vaccination, follow COVID appropriate behavior
- Practice Social Distancing and greet without physical contact
- Always wear clean face mask
- Wash your hands thoroughly and frequently or use hand sanitizer
- Follow the current COVID 19 guidelines to prevent further spread
- Stay Safe. Stay Strong. Get Vaccinated



Even After Getting Vaccinated Keep Taking Precautions to Protect Your Self



GET VACCINATED



WASH YOUR HANDS



WEAR A MASK



KEEP YOUR DISTANCE

The Race Towards Full Vaccination - Weekly Trend

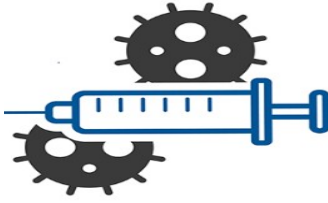
19th – 25th Feb, 2022

Kerala Administered over

2.52 Lakh

COVID Vaccine Doses

in the last 7 days
(19th to 25th Feb)



From 19th to 25th Feb, 2022 on average

0.36lakh

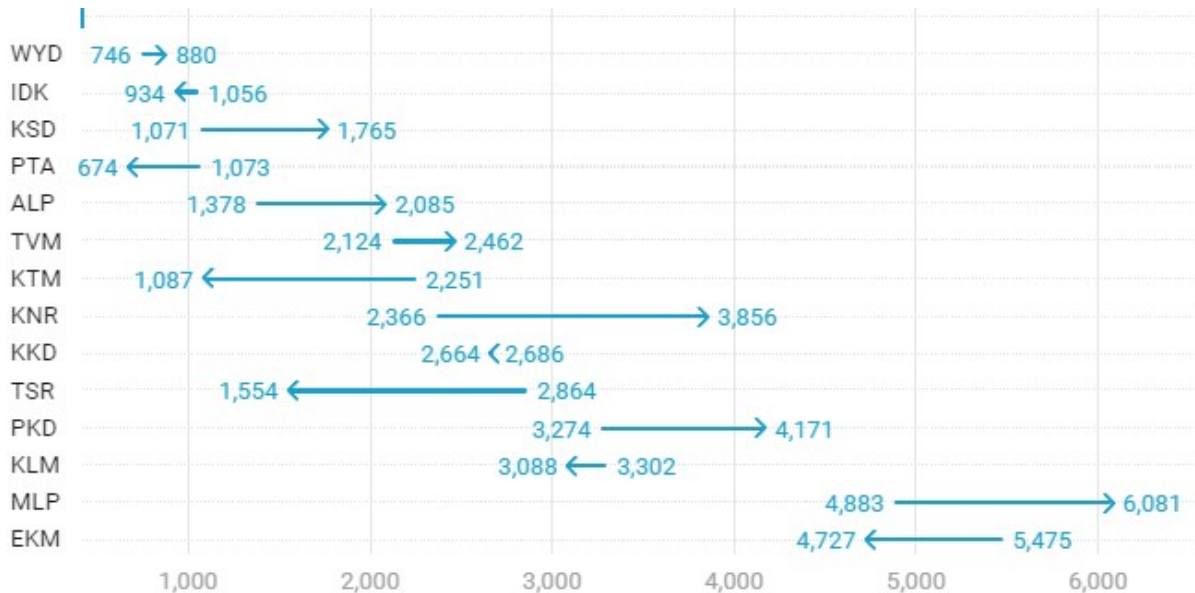
doses were administered daily.

Average Doses Administered Per day per week (in 1000)



S

Trend in average per day vaccination for the last two weeks

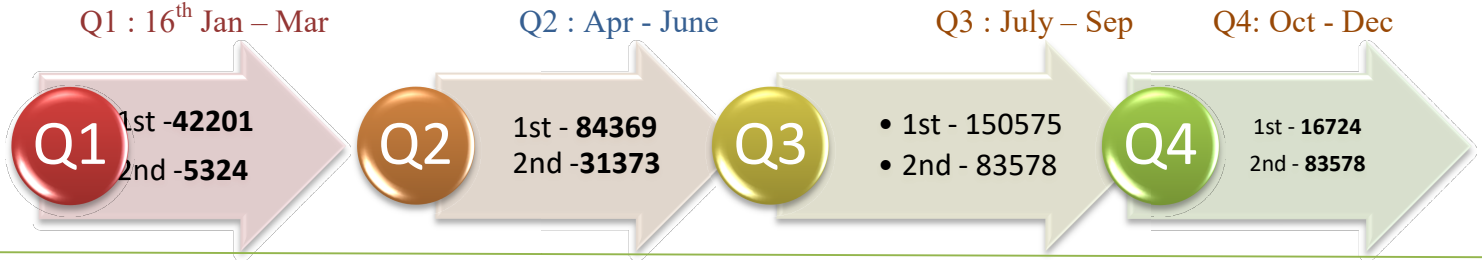


Race Against Time – Vaccination Quarterly Status

(Q1:16th Jan-Mar, Q2: Apr-June, Q3: July-Sep, Q4: Oct - Dec)

Daily Average Doses Administered per Quarter

In the first Quarter, only 42201 first doses and 5324 second doses were administered daily on average. During the second, third and fourth quarters, the daily vaccination of the first and second doses increased significantly.



Vaccination Achievement per Quarter

In the third quarter of the immunization drive, 52% of the eligible population (18 + age) in Kerala were given the first dose and 29% the second dose.

Dose Progression

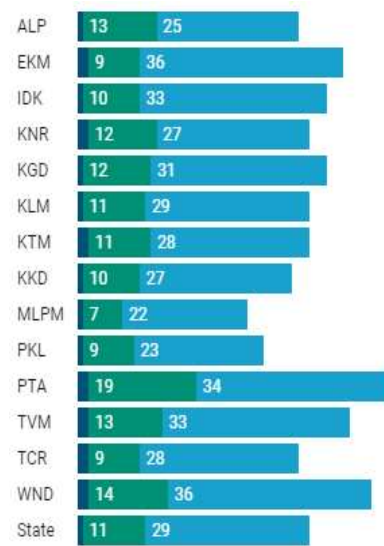
The chart shows the days taken for total COVID-19 Vaccination doses (both first and second) in Kerala to cross every 50 lakh dose mark

■ Q1 ■ Q2 ■ Q3

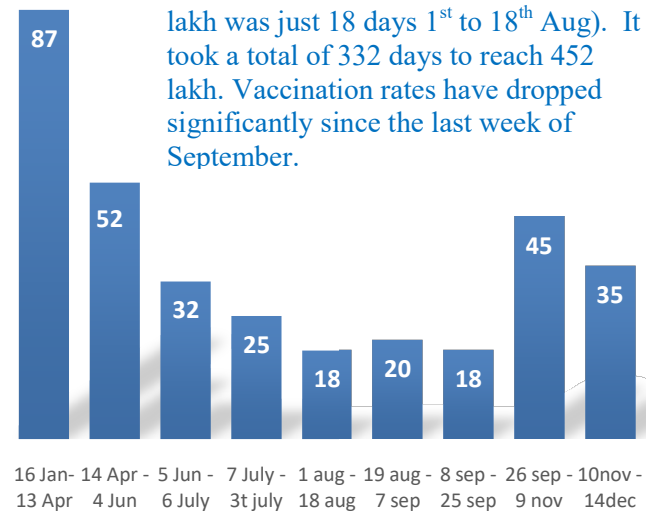
First Dose



Second Dose

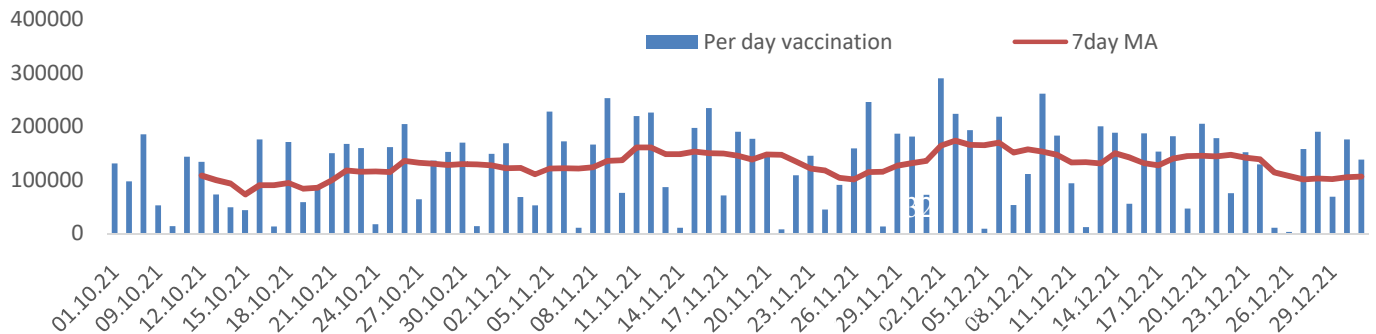


It took 87 days to administer the first 50 lakh doses. The shortest time taken to 50 lakh was just 18 days 1st to 18th Aug). It took a total of 332 days to reach 452 lakh. Vaccination rates have dropped significantly since the last week of September.



Vaccine Administered per Day and 7 days Moving Average in Last Quarter (Oct -Dec)

The seven-day moving average of daily doses in the last quarter showed a peak on December 2nd and continued to fluctuate thereafter



Important Message to the Public

- a. *Infection or infection rate is only a part and disease manifestation of disease is to be monitored*
- b. *Fatality among vaccinated people is very less. Disease severity among vaccinated people is less.*
- c. *People with comorbidity should be careful. Once detected covid positive they should get admitted and do not stay at home.*
- d. *Death among non-vaccinated people, especially people with comorbidity is because of late arrival in hospitals*
- e. *Diabetes and Hypertension together is the most common cause of patient death if they arrive late.*
- f. *Vaccinated people, only if symptomatic are advised to consult Doctor.*
- g. *Non Vaccinated people, if symptomatic, may do RTPCR test*
- h. *Antigen testing is only for emergency purpose*
- i. *Non vaccinated people with co-morbidities to do testing by RTPCR and consult doctor*
- j. *Repeat RTPCR is not needed among the people who are detected COVID positive in the previous 2 months*
- k. *All young person detected positive and at home isolation should do glucose test*

TABLE1.Total Vaccination done in the State as on 02/03/2022 midnight

State Summary (15+ years)-Total doses administered till 03/3/2022 at 12 AM								
District	Target	First Dose	Percent age	Second Dose	Percentage*	Precaution Dose	Percentage	Total doses administered
Alappuzha	1785011	1677671	94%	1533795	86%	75793	56%	3,287,259
Ernakulam	3126405	3210949	103%	2680004	86%	96434	46%	5,987,387
Idukki	920421	930092	101%	765482	83%	20379	35%	1,715,953
Kannur	2011583	2099086	104%	1808851	90%	68821	48%	3,976,758
Kasaragod	1052859	1016292	97%	830935	79%	32229	41%	1,879,456
Kollam	2198745	2158437	98%	1828064	83%	74875	48%	4,061,376
Kottayam	1647422	1618897	98%	1398501	85%	60227	51%	3,077,625
Kozhikode	2642551	2607094	99%	2110251	80%	60771	36%	4,778,116
Malappuram	3229570	3301310	102%	2503391	78%	51163	41%	5,855,864
Palakkad	2273003	2260790	99%	1884047	83%	70774	52%	4,215,611
Pathanamthitta	1085342	1127862	104%	944532	87%	68861	53%	2,141,255
Thiruvananthapuram	2820638	2798383	99%	2377405	84%	116306	48%	5,292,094
Thrissur	2669204	2557849	96%	2316988	87%	90946	58%	4,965,783
Wayanad	688943	723547	105%	617575	90%	26980	37%	1,368,102
Grand Total	28,151,697	28,088,259	100%	23,599,821	84%	914,559	47%	52,602,639

TABLE2.Covid-19Vaccination Center Functional in the State as on 02/03/2022 midnight

<i>DISTRICTS</i>	15+	18+	Total
Alappuzha	5	9	14
Ernakulam	2	56	58
Idukki	0	3	3
Kannur	1	7	8
Kasaragod	0	4	4
Kollam	6	19	25
Kottayam	2	13	15
Kozhikode	0	100	100
Malappuram	7	39	46
Palakkad	0	19	19
Pathanamthitta	2	9	11
Thiruvananthapuram	5	19	24
Thrissur	3	16	19
Wayanad	9	9	18
GrandTotal	42	322	364

TABLE3. HealthCare Workers Coverage as on 02/03/2022 midnight

DISTRICT	1st DOSE	2nd Dose	% fully vaccinated	Precaution dose	Precaution dose (%) *
Alappuzha	29018	27189	94%	11861	55%
Ernakulam	85562	75633	88%	26062	42%
Idukki	13552	12983	96%	4853	47%
Kannur	40387	37459	93%	16107	53%
Kasaragod	11610	10795	93%	4307	50%
Kollam	36032	33751	94%	13059	50%
Kottayam	38706	36236	94%	14510	52%
Kozhikode	52733	47882	91%	15282	41%
Malappuram	44831	41924	94%	14996	52%
Palakkad	34672	31970	92%	13743	53%
Pathanamthitta	29334	25033	85%	10225	50%
Thiruvananthapuram	73421	66266	90%	22997	44%
Thrissur	51909	49125	95%	23379	59%
Wayanad	13977	13275	95%	5820	51%
Grand Total	555744	509521	92%	197201	49%

1st Dose coverage for HCW is 100%

*Proportion of beneficiaries who are eligible (completed 9 months after 2nd dose)

TABLE4. Frontline workers Coverage as on 02/03/2022 midnight

DISTRICT	1st dose	2nd Dose	% fully vaccinated	Precaution dose	Precaution dose(%) *
Alappuzha	39124	36709	94%	11374	40%
Ernakulam	54931	50279	92%	15602	41%
Idukki	22992	21313	93%	4546	29%
Kannur	41380	39929	96%	10057	32%
Kasaragod	24615	22439	91%	5553	31%
Kollam	42235	38771	92%	8618	32%
Kottayam	32139	30567	95%	9497	39%
Kozhikode	55270	52497	95%	7313	19%
Malappuram	53913	51214	95%	10596	29%
Palakkad	48096	45481	95%	13401	38%
Pathanamthitta	25249	22501	89%	5881	34%
Thiruvananthapuram	72992	67503	92%	17113	39%
Thrissur	41904	40703	97%	15178	50%
Wayanad	17019	16080	94%	3582	27%
Grand Total	571859	535986	94%	138311	35%

1st Dose coverage for FLW is 100%

*Proportion of beneficiaries who are eligible (completed 9 months after 2nd dose)

TABLE5.Age-Appropriate Group (45-59 Years) Coverage as on 02/03/2022 midnight

Table 5: Age appropriate group (45-59 years) coverage					
45-59 years Coverage as on 03/03/2022 at 12 AM					
District	Target	1st Dose Coverage	Percentage	2nd Dose Coverage	Percentage fully vaccinated
Alappuzha	535436	438557	82%	411909	77%
Ernakulam	809349	782881	97%	695709	86%
Idukki	237564	246832	104%	217625	92%
Kannur	527295	515314	98%	474451	90%
Kasaragod	253027	251978	100%	222587	88%
Kollam	541201	559527	103%	497070	92%
Kottayam	478470	413800	86%	370465	77%
Kozhikode	658949	654000	99%	574916	87%
Malappuram	733338	722143	98%	618913	84%
Palakkad	614226	546672	89%	492341	80%
Pathanamthitta	264372	281568	107%	250254	95%
Thiruvananthapuram	735836	680914	93%	608184	83%
Thrissur	689418	663376	96%	617375	90%
Wayanad	170537	177083	104%	163736	96%
Grand Total	7249018	6,934,645	96%	6,215,535	86%

TABLE6.Age-Appropriate Group (≥60 Years) Coverage as on 02/03/2022 midnight

Table 6: Age appropriate group (≥ 60 years) coverage							
≥ 60 years Coverage as on 03/03/2022 at 12 AM							
District	Target	1st Dose Coverage	Percentage	2nd Dose Coverage	Percentage fully vaccinated	Precaution dose	%
Alappuzha	424565	428577	101%	397700	94%	52558	62%
Ernakulam	673885	675646	100%	616754	92%	54770	50%
Idukki	193981	194437	100%	171869	89%	10980	33%
Kannur	438602	444139	101%	409809	93%	42657	52%
Kasaragod	182460	181597	100%	159600	87%	22369	43%
Kollam	497558	499134	100%	451530	91%	53198	51%
Kottayam	418008	419281	100%	381001	91%	36220	55%
Kozhikode	526896	528657	100%	476335	90%	38176	42%
Malappuram	477642	487730	102%	430821	90%	25571	45%
Palakkad	437708	439426	100%	398282	91%	43630	57%
Pathanamthitta	311297	311914	100%	279134	90%	52755	58%
Thiruvananthapuram	630465	632392	100%	567036	90%	76196	53%
Thrissur	581781	587604	101%	553629	95%	52389	61%
Wayanad	128009	128243	100%	113916	89%	17578	36%
Grand Total	5922857	5,958,777	101%	5,407,416	91%	579,047	51%

TABLE 6. Age-Appropriate Group (18-44 Years) Coverage as on 02/03/2022 midnight

18-44 years Coverage as on 03/03/2022 at 12 AM					
District	Target	First Dose		2nd Dose Coverage	Percentage fully vaccinated*
		1st Dose Coverage	Percentage		
Alappuzha	744178	667722	90%	613063	82%
Ernakulam	1470864	1504435	102%	1188165	81%
Idukki	437537	418059	96%	323530	74%
Kannur	947964	960949	101%	796518	84%
Kasaragod	556876	499139	90%	395246	71%
Kollam	1054752	929330	88%	762731	72%
Kottayam	665544	652729	98%	547955	82%
Kozhikode	1313678	1214372	92%	925570	70%
Malappuram	1777378	1820694	102%	1322052	74%
Palakkad	1088327	1081626	99%	868679	80%
Pathanamthitta	460819	441796	96%	344969	75%
Thiruvananthapuram	1309099	1243220	95%	1028208	79%
Thrissur	1274465	1094640	86%	984870	77%
Wayanad	361152	353565	98%	294900	82%
Grand Total	13462633	12,882,276	96%	10,396,456	77%

*Among those who have taken first dose

TABLE 7. Age-Appropriate Group (15-17 Years) Coverage as on 02/03/2022 midnight

15-17 years Coverage as on 03/03/2022 at 12 AM					
District	Target	1st Dose Coverage	Percentage	2nd Dose Coverage	Percentage fully vaccinated
Alappuzha	80832	74673	92%	47225	58%
Ernakulam	172307	107494	62%	53464	31%
Idukki	51339	34220	67%	18162	35%
Kannur	97722	96917	99%	50685	52%
Kasaragod	60496	47353	78%	20268	34%
Kollam	105234	92179	88%	44211	42%
Kottayam	85400	62242	73%	32277	38%
Kozhikode	143028	102062	71%	33051	23%
Malappuram	241212	171999	71%	38467	16%
Palakkad	132742	110298	83%	47294	36%
Pathanamthitta	48854	38001	78%	22641	46%
Thiruvananthapuram	145238	95444	66%	40208	28%
Thrissur	123540	118416	96%	71286	58%
Wayanad	29245	33660	115%	15668	54%
Grand Total	1,517,189	1,184,958	77%	534,907	35%

TABLE 8. State Summary (18+) as on 02/03/2022 midnight

State Summary (18+) 03-03-2022 at 12 AM							
District	Target	First Dose	Percentage	Second Dose	Percentage*	Precaution Dose	Percentage
Alappuzha	1704179	1602998	94%	1486570	87%	75793	56%
Ernakulam	2954098	3103455	105%	2626540	89%	96434	46%
Idukki	869082	895872	103%	747320	86%	20379	35%
Kannur	1913861	2002169	105%	1758166	92%	68821	48%
Kasaragod	992363	968939	98%	810667	82%	32229	41%
Kollam	2093511	2066258	99%	1783853	85%	74875	48%
Kottayam	1562022	1556655	100%	1366224	87%	60227	51%
Kozhikode	2499523	2505032	100%	2077200	83%	60771	36%
Malappuram	2988358	3129311	105%	2464924	82%	51163	41%
Palakkad	2140261	2150492	100%	1836753	86%	70774	52%
Pathanamthitta	1036488	1089861	105%	921891	89%	68861	53%
Thiruvananthapuram	2675400	2702939	101%	2337197	87%	116306	48%
Thrissur	2545664	2439433	96%	2245702	88%	90946	58%
Wayanad	659698	689887	105%	601907	91%	26980	37%
Grand Total	2,66,34,508	26,903,301	101%	23,064,914	86%	914,559	47%

*Revised target population(> 18 years) as per MOHFW is 2.67 crores
*As per letter from Additional Secretary MOHFW- D O No 2317579/2021/Imm dated 15/09/2021

TABLE 9. Achievement for the day 02/03/2022 midnight

Daily achievement 03-03-2022				
District	First Dose	Second Dose	Precaution dose	Total Doses Administered
Alappuzha	22	229	94	345
Ernakulam	139	1003	629	1771
Idukki	6	61	19	86
Kannur	42	206	40	288
Kasaragod	47	355	52	454
Kollam	82	982	145	1209
Kottayam	9	47	43	99
Kozhikode	121	760	123	1004
Malappuram	398	2156	212	2766
Palakkad	49	309	77	435
Pathanamthitta	13	110	111	234
Thiruvananthapuram	17	196	83	296
Thrissur	20	72	35	127
Wayanad	16	149	48	213
Grand Total	981	6635	1711	9327

** Vaccine stock details couldn't be downloaded from e-VIN portal as the portal is down.

TABLE9.COVID Vaccination related sites

support@cowin.gov.in https://www.cowin.gov.in/home https://dashboard.kerala.gov.in/ https://dhs.kerala.gov.in/https://aogyakeralam.gov.in/https://sha.kerala.gov.in/

TABLE10.COVID Vaccination related Helpline numbers

National/State/District	Line1	Line2	Line3
National Helpline	1075	+91 1123978046	0120 4473222
Disha	1056	04712552056	
StateCallCenter	04712309251	04712309252	04712309255
Thiruvananthapuram	9188610100	1077	
Kollam	04742797609	8589015556	
Pathanamthitta	04682222515	04682228220	
Alappuzha	04772239999		
Kottayam	04812565200	04812304800	04812581900
Idukki	18004255640	04862232220	04862233118
Ernakulam	9072303861		
Thrissur	9400066921	9400066922	9400066923
Palakkad	04912505264	04912505189	8943341439
Malappuram	04832733253	04832737858	04832733252
Kozhikode	7594001442		
Wayanad	04936202343	04936202375	9072510900
Kannur	04972700194		
Kasargod	9061076590	9061079244	9061078026