



**COVID-19 OUTBREAK CONTROL AND PREVENTION STATE
CELL HEALTH & FAMILY WELFARE DEPARTMENT
Govt of Kerala
www.health.kerala.gov.in**

www.dhs.kerala.gov.in

controlroomdhskerala@gmail.com

KeralaHEALTH-COVID-19 DAILY VACCINATION BULLETIN

Date: 03/03/2022

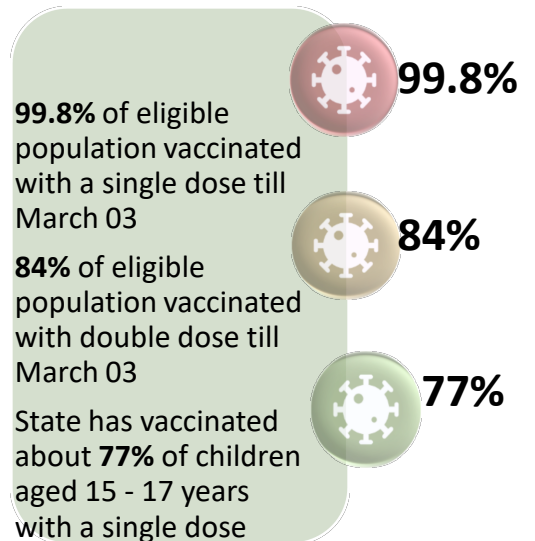
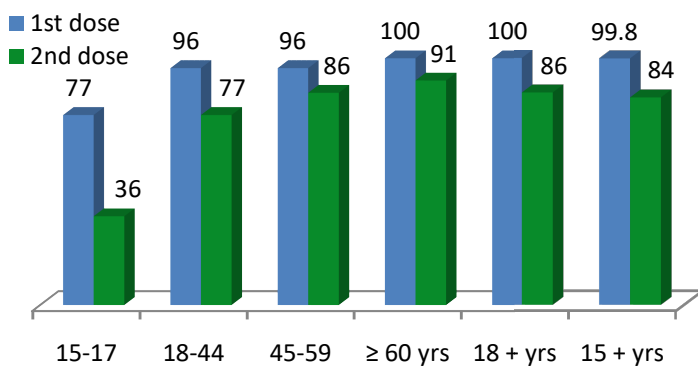
**OUR HEALTH OUR RESPONSIBILITY
VACCINE ADVISORY**

- *People who are vaccinated with Covid Vaccine are reported to have reduced Covid related ICU admissions, serious disease and death.*
- *Early vaccination is useful to safeguard our life from this deadly disease.*
- *Vaccination sessions are planned as per the availability of vaccine. All are requested to cooperate.*
- *After receiving the first dose, second dose of Covishield vaccine isbetakenbetween12–16weeks and second dose of Covaxin between4-6 weeks.*
- *Covid vaccination is currently available to all above the age of 18.*
- *Vaccination is available free of cost in all Government covid vaccination centers, and at a nominal rate (as per the GoI order F.No.2079203/2021/Immunization) in selected private Hospitals.*
- **ENSURE ALL YOUR ELIGIBLE FAMILY MEMBERS ARE PROTECTED BY RECEIVING ANY OF THE AVAILABLE COVID VACCINE.**
- **“BOTH COVAXIN AND COVISHIELD ARE EQUALLY EFFECTIVE AND SAFE”**
- **“BE FULLY PROTECTED – GET THE SECOND DOSE AT YOUR SCHEDULED TIME”**

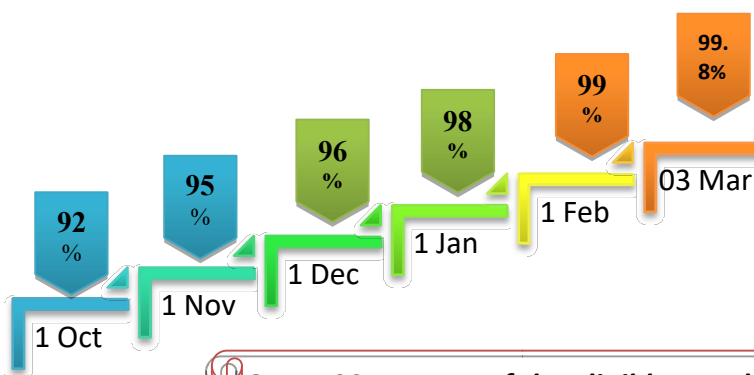
ANALYSIS

COVID-19 mass vaccinations are showing signs of preventing illness and steep decline in cases and hospital admissions in countries which done vaccination. Kerala started its vaccination for health care workers from January 16, 2021. The COVID-19 Vaccines Operational Guidelines issued by the Ministry of Health and Family Welfare, Govt. of India, 28th December 2020 and all subsequent Guidelines issued by Ministry of Health and Family Welfare, Govt of India are followed at the sites and all vaccination lanes

Summary of COVID Vaccine Administered as on 03-03-2022 midnight



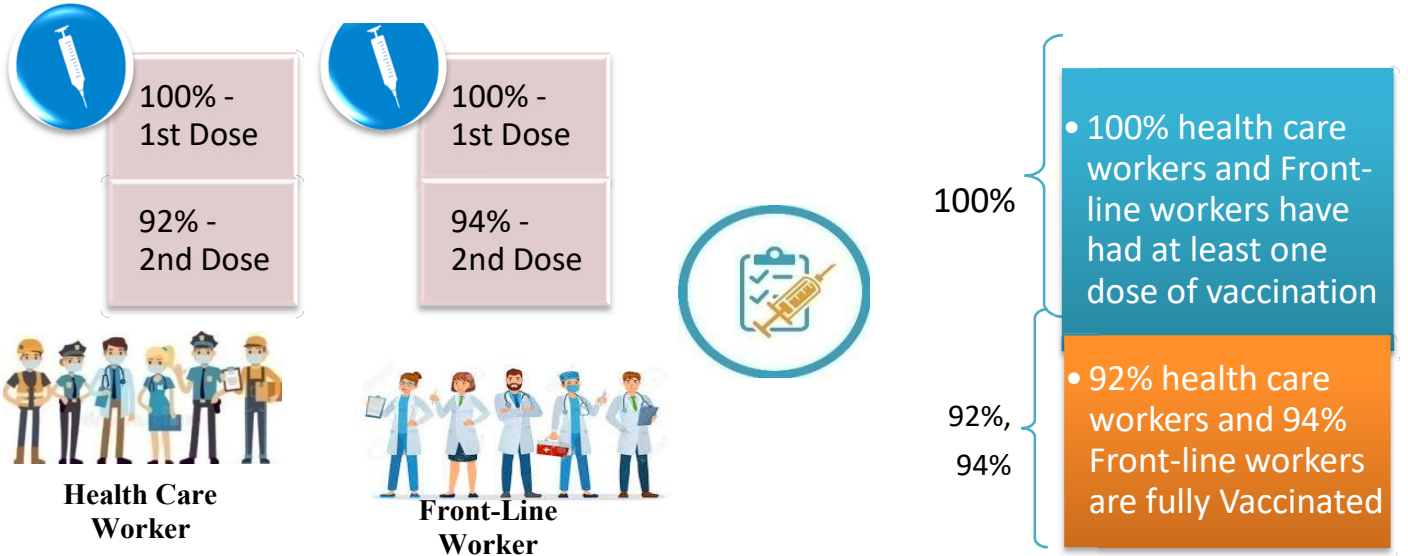
Time Line of Vaccination Coverage



Kerala began administration of COVID 19 Vaccines on 16th January, 2021. As of 03rd March 2022, Kerala has administered over 52 million doses overall, including first and second doses of vaccines.


Over 100 per cent of the eligible population (15 + years) in Kerala has been administered the first dose of the Covid-19 vaccine. The state has achieved the target within 421 days since the beginning of the vaccination drive on January 16, 2021

Health Care Workers & Front-line Workers Vaccinated



Are You Vaccinated? You Still Need to Practice: SMS

- Even after vaccination, follow COVID appropriate behavior
- Practice Social Distancing and greet without physical contact
- Always wear clean face mask
- Wash your hands thoroughly and frequently or use hand sanitizer
- Follow the current COVID 19 guidelines to prevent further spread
- Stay Safe. Stay Strong. Get Vaccinated



Even After Getting Vaccinated Keep Taking Precautions to Protect Your Self



GET VACCINATED



WASH YOUR HANDS



WEAR A MASK



KEEP YOUR DISTANCE

The Race Towards Full Vaccination - Weekly Trend

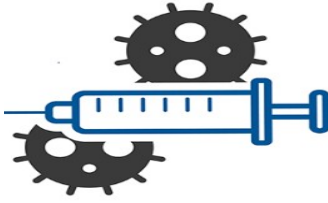
19th – 25th Feb, 2022

Kerala Administered over

2.52 Lakh

COVID Vaccine Doses

in the last 7 days
(19th to 25th Feb)



From 19th to 25th Feb, 2022 on average

0.36lakh

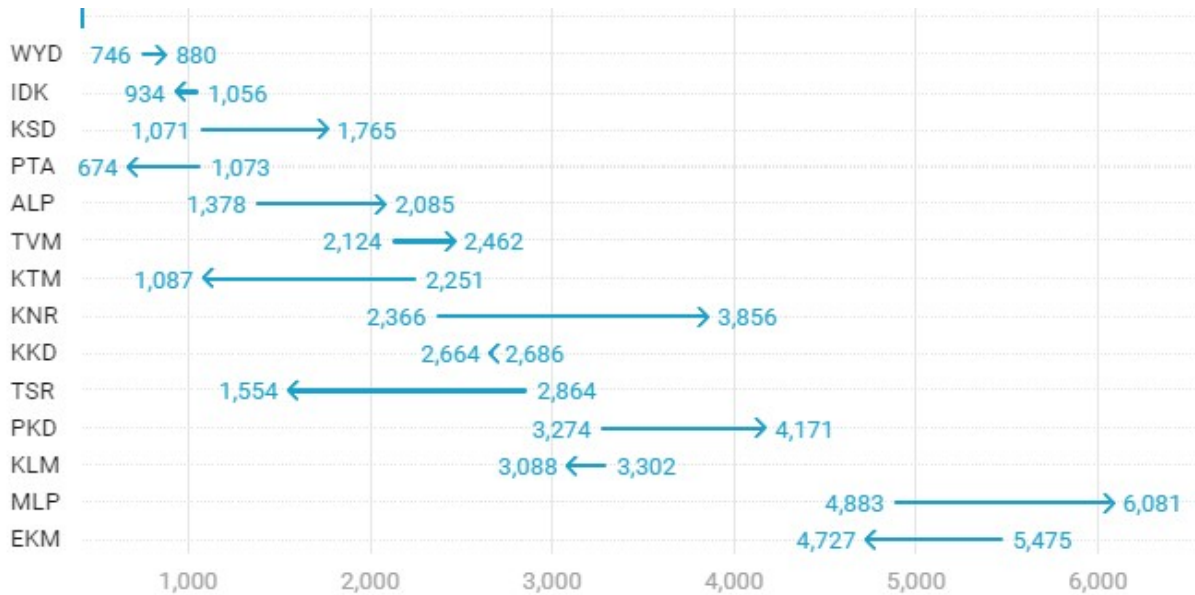
doses were administered daily.

Average Doses Administered Per day per week (in 1000)



S

Trend in average per day vaccination for the last two weeks



Race Against Time – Vaccination Quarterly Status

(Q1:16th Jan-Mar, Q2: Apr-June, Q3: July-Sep, Q4: Oct - Dec)

Daily Average Doses Administered per Quarter

In the first Quarter, only 42201 first doses and 5324 second doses were administered daily on average. During the second, third and fourth quarters, the daily vaccination of the first and second doses increased significantly.



Vaccination Achievement per Quarter

In the third quarter of the immunization drive, 52% of the eligible population (18 + age) in Kerala were given the first dose and 29% the second dose.

Dose Progression

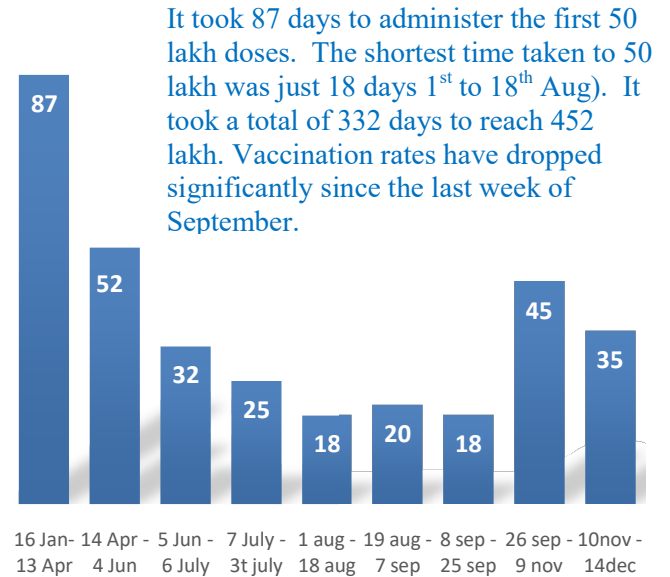
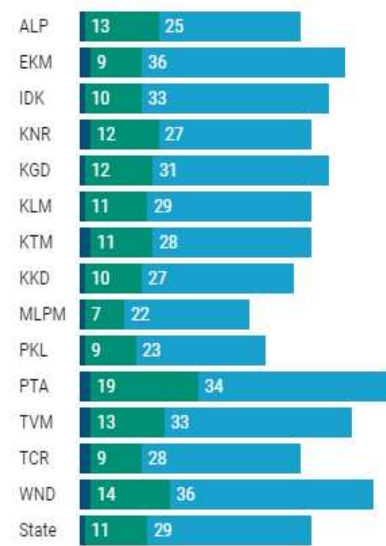
The chart shows the days taken for total COVID-19 Vaccination doses (both first and second) in Kerala to cross every 50 lakh dose mark

■ Q1 ■ Q2 ■ Q3

First Dose



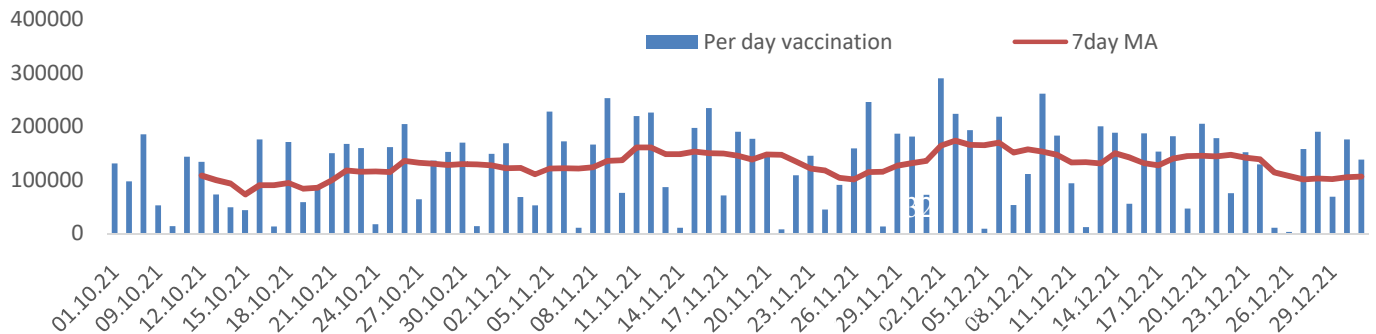
Second Dose



It took 87 days to administer the first 50 lakh doses. The shortest time taken to 50 lakh was just 18 days 1st to 18th Aug). It took a total of 332 days to reach 452 lakh. Vaccination rates have dropped significantly since the last week of September.

Vaccine Administered per Day and 7 days Moving Average in Last Quarter (Oct -Dec)

The seven-day moving average of daily doses in the last quarter showed a peak on December 2nd and continued to fluctuate thereafter



Important Message to the Public

- a. *Infection or infection rate is only a part and disease manifestation of disease is to be monitored*
- b. *Fatality among vaccinated people is very less. Disease severity among vaccinated people is less.*
- c. *People with comorbidity should be careful. Once detected covid positive they should get admitted and do not stay at home.*
- d. *Death among non-vaccinated people, especially people with comorbidity is because of late arrival in hospitals*
- e. *Diabetes and Hypertension together is the most common cause of patient death if they arrive late.*
- f. *Vaccinated people, only if symptomatic are advised to consult Doctor.*
- g. *Non Vaccinated people, if symptomatic, may do RTPCR test*
- h. *Antigen testing is only for emergency purpose*
- i. *Non vaccinated people with co-morbidities to do testing by RTPCR and consult doctor*
- j. *Repeat RTPCR is not needed among the people who are detected COVID positive in the previous 2 months*
- k. *All young person detected positive and at home isolation should do glucose test*

TABLE1.Total Vaccination done in the State as on 03/03/2022 midnight

State Summary (15+ years)-Total doses administered till 04/3/2022 at 12 AM								
District	Target	First Dose	Percent age	Second Dose	Percentage*	Precaution Dose	Percentage	Total doses administered
Alappuzha	1785011	1677898	94%	1536308	86%	76389	57%	3,290,595
Ernakulam	3126405	3211712	103%	2686087	86%	97594	47%	5,995,393
Idukki	920421	930239	101%	766976	83%	20621	35%	1,717,836
Kannur	2011583	2099657	104%	1813352	90%	70637	49%	3,983,646
Kasaragod	1052859	1016435	97%	832022	79%	32515	42%	1,880,972
Kollam	2198745	2158769	98%	1831944	83%	75508	48%	4,066,221
Kottayam	1647422	1619253	98%	1401553	85%	60945	51%	3,081,751
Kozhikode	2642551	2607526	99%	2112990	80%	61181	37%	4,781,697
Malappuram	3229570	3302131	102%	2509449	78%	51695	42%	5,863,275
Palakkad	2273003	2261180	99%	1888244	83%	71369	52%	4,220,793
Pathanamthitta	1085342	1127977	104%	945550	87%	69348	54%	2,142,875
Thiruvananthapuram	2820638	2799405	99%	2385402	85%	116930	48%	5,301,737
Thrissur	2669204	2557967	96%	2318580	87%	91368	58%	4,967,915
Wayanad	688943	723653	105%	618300	90%	27189	37%	1,369,142
Grand Total	28,151,697	28,093,802	99.8%	23,646,757	84%	923,289	48%	52,663,848

TABLE2.Covid-19Vaccination Center Functional in the State as on 03/03/2022 midnight

<i>DISTRICTS</i>	15+	18+	Total
Alappuzha	63	90	153
Ernakulam	38	107	145
Idukki	11	23	34
Kannur	6	76	82
Kasaragod	2	46	48
Kollam	33	51	84
Kottayam	18	75	93
Kozhikode	3	99	102
Malappuram	22	73	95
Palakkad	1	42	43
Pathanamthitta	57	63	120
Thiruvananthapuram	107	31	138
Thrissur	3	139	142
Wayanad	23	36	59
GrandTotal	387	951	1338

TABLE3. HealthCare Workers Coverage as on 03/03/2022 midnight

DISTRICT	1st DOSE	2nd Dose	% fully vaccinated	Precaution dose	Precaution dose (%) *
Alappuzha	29018	27191	94%	11916	55%
Ernakulam	85562	75639	88%	26401	43%
Idukki	13552	12985	96%	4874	47%
Kannur	40387	37466	93%	16261	53%
Kasaragod	11610	10795	93%	4322	50%
Kollam	36032	33758	94%	13119	50%
Kottayam	38706	36237	94%	14580	52%
Kozhikode	52733	47882	91%	15342	41%
Malappuram	44831	41927	94%	15077	52%
Palakkad	34672	31971	92%	13767	53%
Pathanamthitta	29334	25037	85%	10255	50%
Thiruvananthapuram	73421	66267	90%	23016	44%
Thrissur	51909	49127	95%	23414	59%
Wayanad	13977	13275	95%	5839	51%
Grand Total	555744	509557	92%	198183	49%

1st Dose coverage for HCW is 100%

*Proportion of beneficiaries who are eligible (completed 9 months after 2nd dose)

TABLE4. Frontline workers Coverage as on 03/03/2022 midnight

DISTRICT	1st dose	2nd Dose	% fully vaccinated	Precaution dose	Precaution dose(%) *
Alappuzha	39124	36711	94%	11405	40%
Ernakulam	54931	50282	92%	15652	41%
Idukki	22992	21313	93%	4570	29%
Kannur	41380	39935	97%	10325	33%
Kasaragod	24615	22441	91%	5561	31%
Kollam	42235	38773	92%	8656	32%
Kottayam	32139	30570	95%	9539	39%
Kozhikode	55270	52499	95%	7344	19%
Malappuram	53913	51216	95%	10682	29%
Palakkad	48096	45485	95%	13472	38%
Pathanamthitta	25249	22501	89%	5894	34%
Thiruvananthapuram	72992	67510	92%	17151	39%
Thrissur	41904	40705	97%	15203	50%
Wayanad	17019	16080	94%	3590	27%
Grand Total	571859	536021	94%	139044	35%

1st Dose coverage for FLW is 100%

*Proportion of beneficiaries who are eligible (completed 9 months after 2nd dose)

TABLE5.Age-Appropriate Group (45-59 Years) Coverage as on 03/03/2022 midnight

Table 5: Age appropriate group (45-59 years) coverage					
45-59 years Coverage as on 04/03/2022 at 12 AM					
District	Target	1st Dose Coverage	Percentage	2nd Dose Coverage	Percentage fully vaccinated
Alappuzha	535436	438584	82%	412149	77%
Ernakulam	809349	782923	97%	696181	86%
Idukki	237564	246839	104%	217729	92%
Kannur	527295	515376	98%	475268	90%
Kasaragod	253027	251987	100%	222671	88%
Kollam	541201	559542	103%	497360	92%
Kottayam	478470	413817	86%	370774	77%
Kozhikode	658949	654030	99%	575157	87%
Malappuram	733338	722197	98%	619606	84%
Palakkad	614226	546708	89%	492795	80%
Pathanamthitta	264372	281576	107%	250346	95%
Thiruvananthapuram	735836	680930	93%	608267	83%
Thrissur	689418	663404	96%	617700	90%
Wayanad	170537	177085	104%	163760	96%
Grand Total	7249018	6,934,998	96%	6,219,763	86%

TABLE6.Age-Appropriate Group (≥60 Years) Coverage as on 03/03/2022 midnight

Table 6: Age appropriate group (≥ 60 years) coverage							
≥ 60 years Coverage as on 04/03/2022 at 12 AM							
District	Target	1st Dose Coverage	Percentage	2nd Dose Coverage	Percentage fully vaccinated	Precaution dose	%
Alappuzha	424565	428587	101%	397834	94%	53068	63%
Ernakulam	673885	675681	100%	616976	92%	55541	51%
Idukki	193981	194442	100%	171947	89%	11177	33%
Kannur	438602	444166	101%	410132	94%	44051	54%
Kasaragod	182460	181602	100%	159637	87%	22632	44%
Kollam	497558	499149	100%	451687	91%	53733	52%
Kottayam	418008	419307	100%	381226	91%	36826	56%
Kozhikode	526896	528687	100%	476493	90%	38495	42%
Malappuram	477642	487753	102%	431052	90%	25936	45%
Palakkad	437708	439441	100%	398454	91%	44130	58%
Pathanamthitta	311297	311921	100%	279209	90%	53199	58%
Thiruvananthapuram	630465	632413	100%	567099	90%	76763	53%
Thrissur	581781	587618	101%	553809	95%	52751	61%
Wayanad	128009	128243	100%	113925	89%	17760	36%
Grand Total	5922857	5,959,010	101%	5,409,480	91%	586,062	52%

TABLE6. Age-Appropriate Group (18-44 Years) Coverage as on 03/03/2022 midnight

18-44 years Coverage as on 04/03/2022 at 12 AM					
District	Target	First Dose		2nd Dose Coverage	Percentage fully vaccinated*
		1st Dose Coverage	Percentage		
Alappuzha	744178	667824	90%	614080	83%
Ernakulam	1470864	1504772	102%	1190790	81%
Idukki	437537	418136	96%	324177	74%
Kannur	947964	961401	101%	799681	84%
Kasaragod	556876	499247	90%	395819	71%
Kollam	1054752	929501	88%	764272	72%
Kottayam	665544	652880	98%	549237	83%
Kozhikode	1313678	1214592	92%	927072	71%
Malappuram	1777378	1821235	102%	1325390	75%
Palakkad	1088327	1081852	99%	870709	80%
Pathanamthitta	460819	441871	96%	345484	75%
Thiruvananthapuram	1309099	1243475	95%	1030547	79%
Thrissur	1274465	1094715	86%	985951	77%
Wayanad	361152	353615	98%	295238	82%
Grand Total	13462633	12,885,116	96%	10,418,447	77%

*Among those who have taken first dose

TABLE 7. Age-Appropriate Group (15-17 Years) Coverage as on 03/03/2022 midnight

15-17 years Coverage as on 04/03/2022 at 12 AM					
District	Target	1st Dose Coverage	Percentage	2nd Dose Coverage	Percentage fully vaccinated
Alappuzha	80832	74761	92%	48343	60%
Ernakulam	172307	107843	63%	56219	33%
Idukki	51339	34278	67%	18825	37%
Kannur	97722	96947	99%	50870	52%
Kasaragod	60496	47374	78%	20659	34%
Kollam	105234	92310	88%	46094	44%
Kottayam	85400	62404	73%	33509	39%
Kozhikode	143028	102214	71%	33887	24%
Malappuram	241212	172202	71%	40258	17%
Palakkad	132742	110411	83%	48830	37%
Pathanamthitta	48854	38026	78%	22973	47%
Thiruvananthapuram	145238	96174	66%	45712	31%
Thrissur	123540	118417	96%	71288	58%
Wayanad	29245	33714	115%	16022	55%
Grand Total	1,517,189	1,187,075	77%	553,489	36%

TABLE 8. State Summary (18+) as on 03/03/2022 midnight

State Summary (18+) 04-03-2022 at 12 AM							
District	Target	First Dose	Percentage	Second Dose	Percentage*	Precaution Dose	Percentage
Alappuzha	1704179	1603137	94%	1487965	87%	76389	57%
Ernakulam	2954098	3103869	105%	2629868	89%	97594	47%
Idukki	869082	895961	103%	748151	86%	20621	35%
Kannur	1913861	2002710	105%	1762482	92%	70637	49%
Kasaragod	992363	969061	98%	811363	82%	32515	42%
Kollam	2093511	2066459	99%	1785850	85%	75508	48%
Kottayam	1562022	1556849	100%	1368044	88%	60945	51%
Kozhikode	2499523	2505312	100%	2079103	83%	61181	37%
Malappuram	2988358	3129929	105%	2469191	83%	51695	42%
Palakkad	2140261	2150769	100%	1839414	86%	71369	52%
Pathanamthitta	1036488	1089951	105%	922577	89%	69348	54%
Thiruvananthapuram	2675400	2703231	101%	2339690	87%	116930	48%
Thrissur	2545664	2439550	96%	2247292	88%	91368	58%
Wayanad	659698	689939	105%	602278	91%	27189	37%
Grand Total	2,66,34,508	26,906,727	101%	23,093,268	86%	923,289	48%

*Revised target population(> 18 years) as per MOHFW is 2.67 crores
*As per letter from Additional Secretary MOHFW- D O No 2317579/2021/Imm dated 15/09/2021

TABLE 9. Achievement for the day 03/03/2022 midnight

Daily achievement 04-03-2022				
District	First Dose	Second Dose	Precaution dose	Total Doses Administered
Alappuzha	227	2513	596	3336
Ernakulam	763	6082	1157	8002
Idukki	147	1494	242	1883
Kannur	570	4501	1816	6887
Kasaragod	143	1086	284	1513
Kollam	332	3880	633	4845
Kottayam	356	3052	718	4126
Kozhikode	432	2737	408	3577
Malappuram	821	6057	532	7410
Palakkad	390	4197	592	5179
Pathanamthitta	115	1018	487	1620
Thiruvananthapuram	1022	7997	621	9640
Thrissur	118	1591	420	2129
Wayanad	106	725	209	1040
Grand Total	5542	46930	8715	61187

** Vaccine stock details couldn't be downloaded from e-VIN portal as the portal is down.

TABLE9.COVID Vaccination related sites

support@cowin.gov.in https://www.cowin.gov.in/home https://dashboard.kerala.gov.in/ https://dhs.kerala.gov.in/https://arogyakeralam.gov.in/https://sha.kerala.gov.in/

TABLE10.COVID Vaccination related Helpline numbers

National/State/District	Line1	Line2	Line3
National Helpline	1075	+91 1123978046	0120 4473222
Disha	1056	04712552056	
StateCallCenter	04712309251	04712309252	04712309255
Thiruvananthapuram	9188610100	1077	
Kollam	04742797609	8589015556	
Pathanamthitta	04682222515	04682228220	
Alappuzha	04772239999		
Kottayam	04812565200	04812304800	04812581900
Idukki	18004255640	04862232220	04862233118
Ernakulam	9072303861		
Thrissur	9400066921	9400066922	9400066923
Palakkad	04912505264	04912505189	8943341439
Malappuram	04832733253	04832737858	04832733252
Kozhikode	7594001442		
Wayanad	04936202343	04936202375	9072510900
Kannur	04972700194		
Kasargod	9061076590	9061079244	9061078026