



**COVID-19 OUTBREAK CONTROL AND PREVENTION STATE
CELL HEALTH & FAMILY WELFARE DEPARTMENT
Govt of Kerala
www.health.kerala.gov.in**

www.dhs.kerala.gov.in

controlroomdhskerala@gmail.com

KeralaHEALTH-COVID-19 DAILY VACCINATION BULLETIN

Date: 04/03/2022

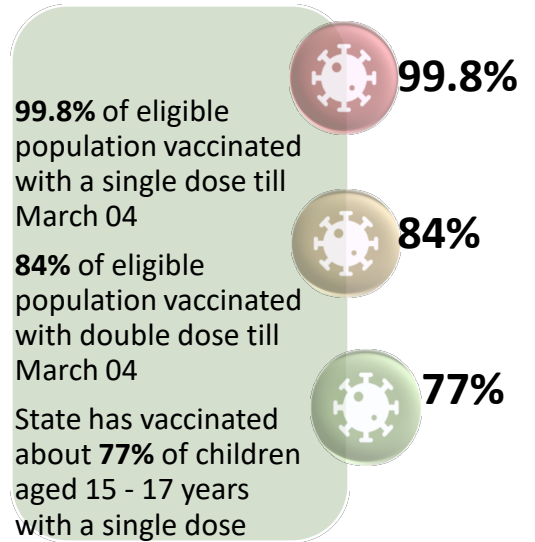
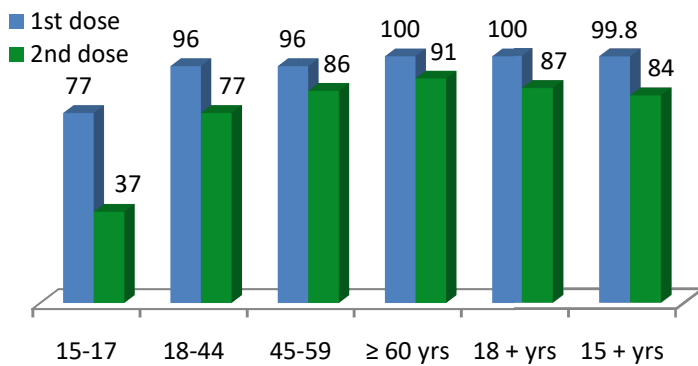
**OUR HEALTH OUR RESPONSIBILITY
VACCINE ADVISORY**

- *People who are vaccinated with Covid Vaccine are reported to have reduced Covid related ICU admissions, serious disease and death.*
- *Early vaccination is useful to safeguard our life from this deadly disease.*
- *Vaccination sessions are planned as per the availability of vaccine. All are requested to cooperate.*
- *After receiving the first dose, second dose of Covishield vaccine isbetakenbetween12–16weeks and second dose of Covaxin between4-6 weeks.*
- *Covid vaccination is currently available to all above the age of 18.*
- *Vaccination is available free of cost in all Government covid vaccination centers, and at a nominal rate (as per the GoI order F.No.2079203/2021/Immunization) in selected private Hospitals.*
- **ENSURE ALL YOUR ELIGIBLE FAMILY MEMBERS ARE PROTECTED BY RECEIVING ANY OF THE AVAILABLE COVID VACCINE.**
- **“BOTH COVAXIN AND COVISHIELD ARE EQUALLY EFFECTIVE AND SAFE”**
- **“BE FULLY PROTECTED – GET THE SECOND DOSE AT YOUR SCHEDULED TIME”**

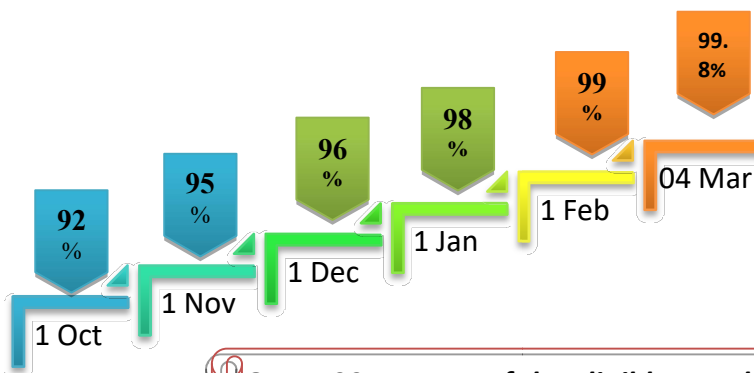
ANALYSIS

COVID-19 mass vaccinations are showing signs of preventing illness and steep decline in cases and hospital admissions in countries which done vaccination. Kerala started its vaccination for health care workers from January 16, 2021. The COVID-19 Vaccines Operational Guidelines issued by the Ministry of Health and Family Welfare, Govt. of India, 28th December 2020 and all subsequent Guidelines issued by Ministry of Health and Family Welfare, Govt of India are followed at the sites and all vaccination lanes

Summary of COVID Vaccine Administered as on 04-03-2022 midnight



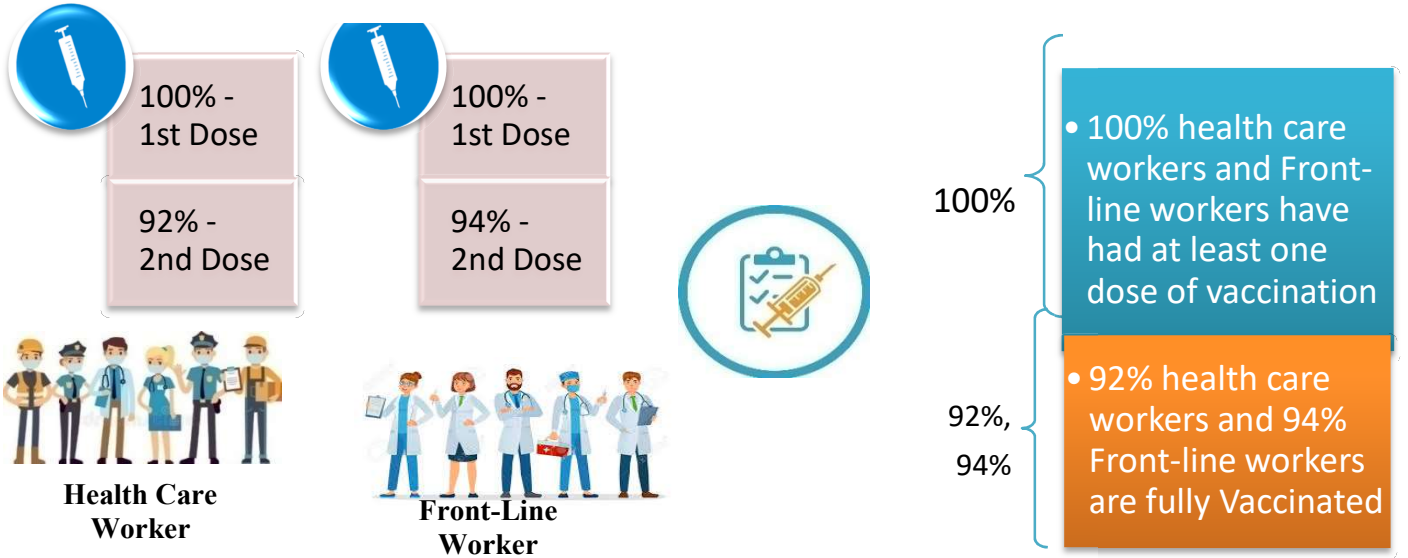
Time Line of Vaccination Coverage



Kerala began administration of COVID 19 Vaccines on 16th January, 2021. As of 04th March 2022, Kerala has administered over 52 million doses overall, including first and second doses of vaccines.


Over 100 per cent of the eligible population (15 + years) in Kerala has been administered the first dose of the Covid-19 vaccine. The state has achieved the target within 422 days since the beginning of the vaccination drive on January 16, 2021

Health Care Workers & Front-line Workers Vaccinated



Are You Vaccinated? You Still Need to Practice: SMS

- Even after vaccination, follow COVID appropriate behavior
- Practice Social Distancing and greet without physical contact
- Always wear clean face mask
- Wash your hands thoroughly and frequently or use hand sanitizer
- Follow the current COVID 19 guidelines to prevent further spread
- Stay Safe. Stay Strong. Get Vaccinated



Even After Getting Vaccinated Keep Taking Precautions to Protect Your Self



GET VACCINATED



WASH YOUR HANDS



WEAR A MASK



KEEP YOUR DISTANCE

The Race Towards Full Vaccination - Weekly Trend

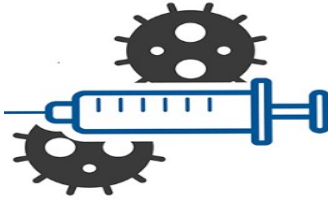
19th – 25th Feb, 2022

Kerala Administered over

2.52 Lakh

COVID Vaccine Doses

in the last 7 days
(19th to 25th Feb)



From 19th to 25th Feb, 2022 on average

0.36lakh

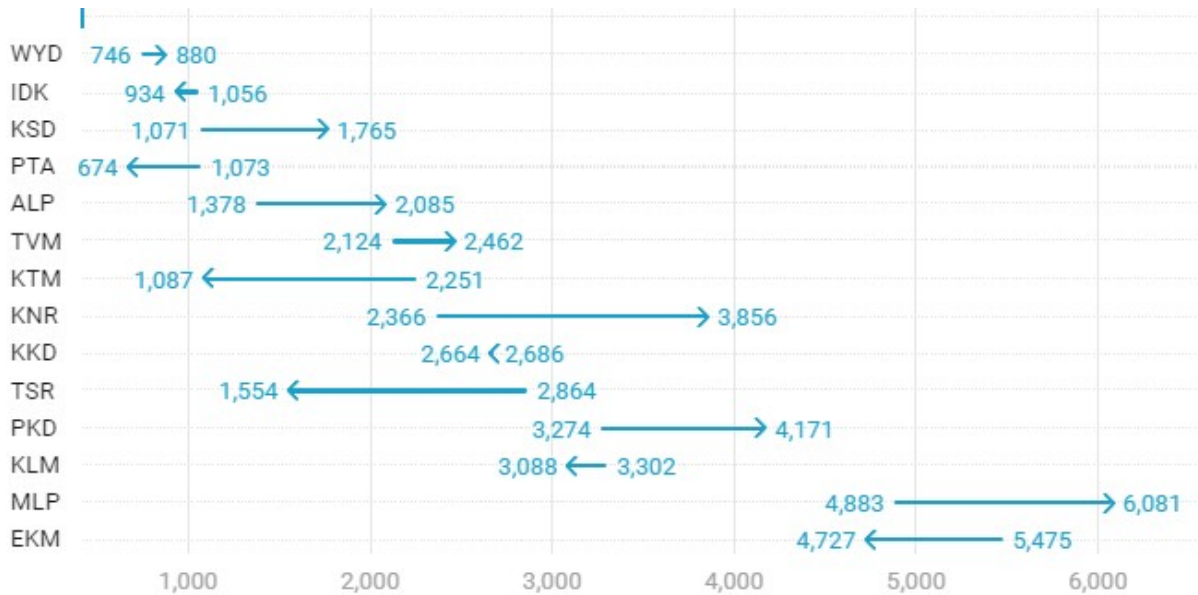
doses were administered daily.

Average Doses Administered Per day per week (in 1000)



S

Trend in average per day vaccination for the last two weeks

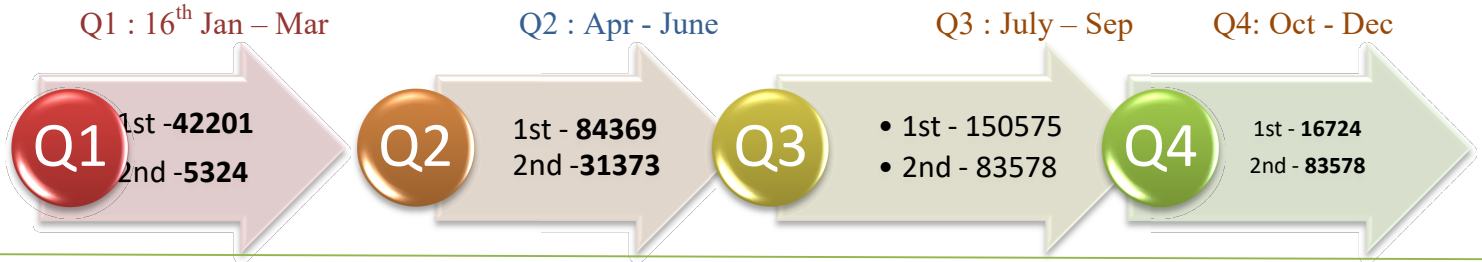


Race Against Time – Vaccination Quarterly Status

(Q1:16th Jan-Mar, Q2: Apr-June, Q3: July-Sep, Q4: Oct - Dec)

Daily Average Doses Administered per Quarter

In the first Quarter, only 42201 first doses and 5324 second doses were administered daily on average. During the second, third and fourth quarters, the daily vaccination of the first and second doses increased significantly.



Vaccination Achievement per Quarter

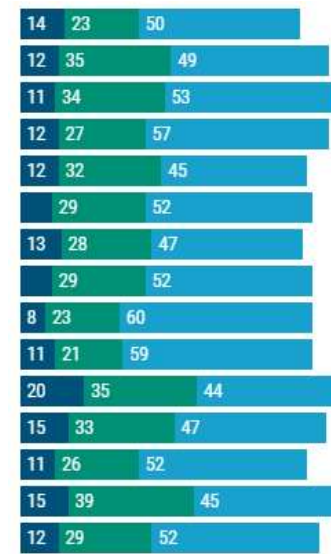
In the third quarter of the immunization drive, 52% of the eligible population (18 + age) in Kerala were given the first dose and 29% the second dose.

Dose Progression

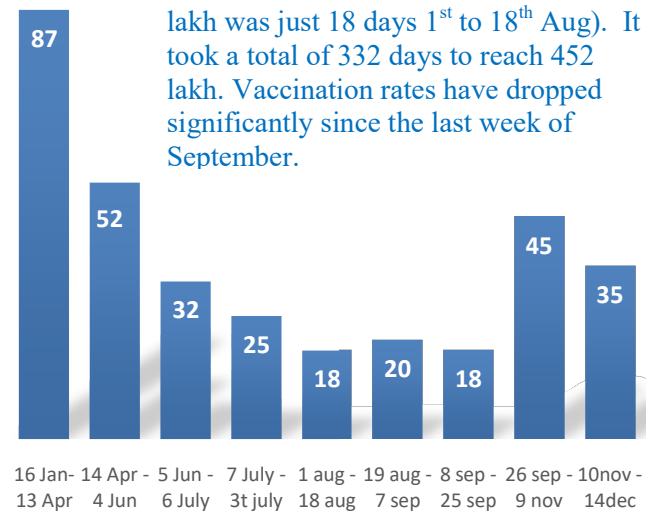
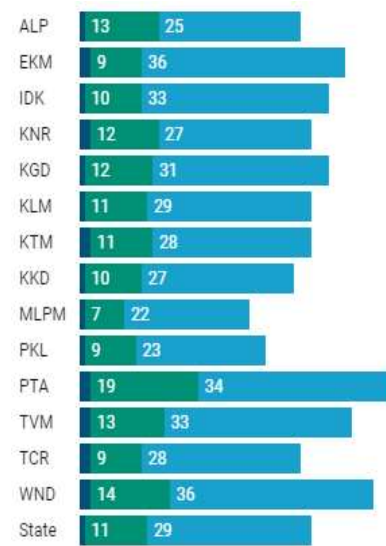
The chart shows the days taken for total COVID-19 Vaccination doses (both first and second) in Kerala to cross every 50 lakh dose mark

■ Q1 ■ Q2 ■ Q3

First Dose



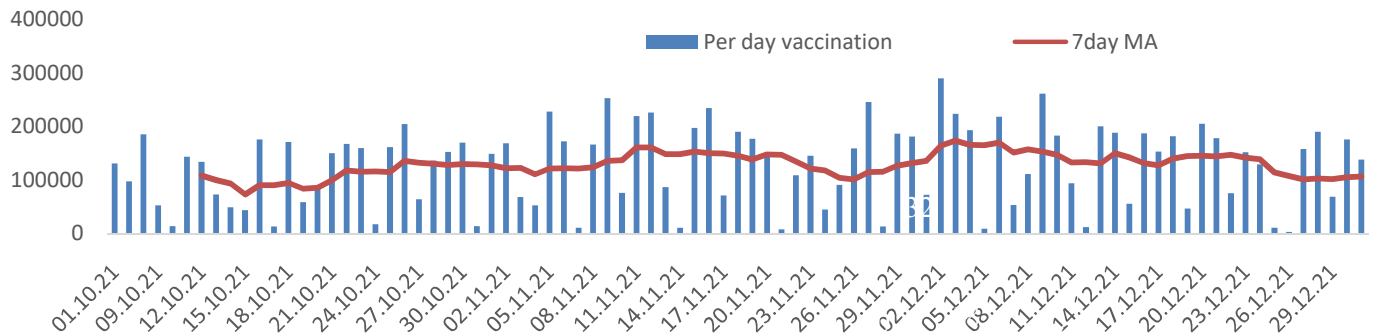
Second Dose



It took 87 days to administer the first 50 lakh doses. The shortest time taken to 50 lakh was just 18 days 1st to 18th Aug). It took a total of 332 days to reach 452 lakh. Vaccination rates have dropped significantly since the last week of September.

Vaccine Administered per Day and 7 days Moving Average in Last Quarter (Oct -Dec)

The seven-day moving average of daily doses in the last quarter showed a peak on December 2nd and continued to fluctuate thereafter



Important Message to the Public

- a. *Infection or infection rate is only a part and disease manifestation of disease is to be monitored*
- b. *Fatality among vaccinated people is very less. Disease severity among vaccinated people is less.*
- c. *People with comorbidity should be careful. Once detected covid positive they should get admitted and do not stay at home.*
- d. *Death among non-vaccinated people, especially people with comorbidity is because of late arrival in hospitals*
- e. *Diabetes and Hypertension together is the most common cause of patient death if they arrive late.*
- f. *Vaccinated people, only if symptomatic are advised to consult Doctor.*
- g. *Non Vaccinated people, if symptomatic, may do RTPCR test*
- h. *Antigen testing is only for emergency purpose*
- i. *Non vaccinated people with co-morbidities to do testing by RTPCR and consult doctor*
- j. *Repeat RTPCR is not needed among the people who are detected COVID positive in the previous 2 months*
- k. *All young person detected positive and at home isolation should do glucose test*

TABLE1.Total Vaccination done in the State as on 04/03/2022 midnight

State Summary (15+ years)-Total doses administered till 05/3/2022 at 12 AM								
District	Target	First Dose	Percent age	Second Dose	Percentage*	Precaution Dose	Percentage	Total doses administered
Alappuzha	1785011	1677954	94%	1536833	86%	76556	57%	3,291,343
Ernakulam	3126405	3212400	103%	2691928	86%	98937	47%	6,003,265
Idukki	920421	930347	101%	768081	83%	20828	35%	1,719,256
Kannur	2011583	2099697	104%	1813579	90%	70725	49%	3,984,001
Kasaragod	1052859	1016479	97%	832460	79%	32550	42%	1,881,489
Kollam	2198745	2159088	98%	1835243	83%	76005	48%	4,070,336
Kottayam	1647422	1619377	98%	1402576	85%	61274	51%	3,083,227
Kozhikode	2642551	2607869	99%	2115222	80%	61512	37%	4,784,603
Malappuram	3229570	3302738	102%	2512895	78%	51903	42%	5,867,536
Palakkad	2273003	2261656	100%	1892722	83%	72140	52%	4,226,518
Pathanamthitta	1085342	1128091	104%	946502	87%	69663	54%	2,144,256
Thiruvananthapuram	2820638	2799702	99%	2387742	85%	118094	49%	5,305,538
Thrissur	2669204	2558283	96%	2321404	87%	91839	58%	4,971,526
Wayanad	688943	723721	105%	618984	90%	27496	37%	1,370,201
Grand Total	28,151,697	28,097,402	99.8%	23,676,171	84%	929,522	48%	52,703,095

TABLE2.Covid-19Vaccination Center Functional in the State as on 04/03/2022 midnight

<i>DISTRICTS</i>	15+	18+	Total
Alappuzha	3	90	93
Ernakulam	20	130	150
Idukki	9	21	30
Kannur	3	6	9
Kasaragod	8	5	13
Kollam	34	43	77
Kottayam	14	60	74
Kozhikode	6	98	104
Malappuram	17	67	84
Palakkad	13	46	59
Pathanamthitta	32	32	64
Thiruvananthapuram	4	134	138
Thrissur	39	139	178
Wayanad	23	36	59
GrandTotal	225	907	1132

TABLE3. HealthCare Workers Coverage as on 04/03/2022 midnight

DISTRICT	1st DOSE	2nd Dose	% fully vaccinated	Precaution dose	Precaution dose (%) *
Alappuzha	29018	27191	94%	11934	55%
Ernakulam	85562	75647	88%	26780	43%
Idukki	13552	12985	96%	4902	48%
Kannur	40387	37466	93%	16269	53%
Kasaragod	11610	10796	93%	4323	50%
Kollam	36032	33762	94%	13137	50%
Kottayam	38706	36237	94%	14669	52%
Kozhikode	52733	47885	91%	15394	41%
Malappuram	44832	41928	94%	15114	52%
Palakkad	34672	31972	92%	13818	54%
Pathanamthitta	29334	25038	85%	10269	50%
Thiruvananthapuram	73421	66272	90%	23144	44%
Thrissur	51909	49129	95%	23473	59%
Wayanad	13977	13275	95%	5857	51%
Grand Total	555745	509583	92%	199083	49%

1st Dose coverage for HCW is 100%

*Proportion of beneficiaries who are eligible (completed 9 months after 2nd dose)

TABLE4. Frontline workers Coverage as on 04/03/2022 midnight

DISTRICT	1st dose	2nd Dose	% fully vaccinated	Precaution dose	Precaution dose(%) *
Alappuzha	39125	36711	94%	11419	40%
Ernakulam	54931	50284	92%	15737	41%
Idukki	22992	21313	93%	4584	29%
Kannur	41380	39935	97%	10335	33%
Kasaragod	24615	22441	91%	5562	31%
Kollam	42235	38774	92%	8679	32%
Kottayam	32139	30572	95%	9552	39%
Kozhikode	55270	52500	95%	7362	19%
Malappuram	53913	51219	95%	10705	29%
Palakkad	48096	45488	95%	13544	39%
Pathanamthitta	25249	22503	89%	5902	34%
Thiruvananthapuram	72993	67511	92%	17217	39%
Thrissur	41904	40706	97%	15225	50%
Wayanad	17019	16080	94%	3602	28%
Grand Total	571861	536037	94%	139425	35%

1st Dose coverage for FLW is 100%

*Proportion of beneficiaries who are eligible (completed 9 months after 2nd dose)

TABLE5.Age-Appropriate Group (45-59 Years) Coverage as on 04/03/2022 midnight

Table 5: Age appropriate group (45-59 years) coverage					
45-59 years Coverage as on 05/03/2022 at 12 AM					
District	Target	1st Dose Coverage	Percentage	2nd Dose Coverage	Percentage fully vaccinated
Alappuzha	535436	438589	82%	412209	77%
Ernakulam	809349	782975	97%	696689	86%
Idukki	237564	246843	104%	217786	92%
Kannur	527295	515380	98%	475295	90%
Kasaragod	253027	251989	100%	222684	88%
Kollam	541201	559558	103%	497558	92%
Kottayam	478470	413826	86%	370889	78%
Kozhikode	658949	654067	99%	575422	87%
Malappuram	733338	722215	98%	619948	85%
Palakkad	614226	546736	89%	493241	80%
Pathanamthitta	264372	281579	107%	250370	95%
Thiruvananthapuram	735836	680973	93%	608645	83%
Thrissur	689418	663430	96%	618073	90%
Wayanad	170537	177088	104%	163797	96%
Grand Total	7249018	6,935,248	96%	6,222,606	86%

TABLE6.Age-Appropriate Group (≥60 Years) Coverage as on 04/03/2022 midnight

Table 6: Age appropriate group (≥ 60 years) coverage							
≥ 60 years Coverage as on 05/03/2022 at 12 AM							
District	Target	1st Dose Coverage	Percentage	2nd Dose Coverage	Percentage fully vaccinated	Precaution dose	%
Alappuzha	424565	428591	101%	397915	94%	53203	63%
Ernakulam	673885	675710	100%	617262	92%	56420	50%
Idukki	193981	194449	100%	171989	89%	11342	33%
Kannur	438602	444167	101%	410145	94%	44121	54%
Kasaragod	182460	181603	100%	159642	87%	22665	44%
Kollam	497558	499160	100%	451823	91%	54189	52%
Kottayam	418008	419314	100%	381299	91%	37053	56%
Kozhikode	526896	528703	100%	476632	90%	38756	42%
Malappuram	477642	487760	102%	431178	90%	26084	44%
Palakkad	437708	439467	100%	398673	91%	44778	58%
Pathanamthitta	311297	311926	100%	279248	90%	53492	58%
Thiruvananthapuram	630465	632444	100%	567326	90%	77733	53%
Thrissur	581781	587640	101%	553981	95%	53141	61%
Wayanad	128009	128247	100%	113952	89%	18037	36%
Grand Total	5922857	5,959,181	101%	5,411,065	91%	591,014	52%

TABLE6. Age-Appropriate Group (18-44 Years) Coverage as on 04/03/2022 midnight

18-44 years Coverage as on 05/03/2022 at 12 AM					
District	Target	First Dose		2nd Dose Coverage	Percentage fully vaccinated*
		1st Dose Coverage	Percentage		
Alappuzha	744178	667862	90%	614321	83%
Ernakulam	1470864	1505092	102%	1193365	81%
Idukki	437537	418189	96%	324637	74%
Kannur	947964	961429	101%	799818	84%
Kasaragod	556876	499263	90%	395954	71%
Kollam	1054752	929623	88%	765536	73%
Kottayam	665544	652930	98%	549678	83%
Kozhikode	1313678	1214783	92%	928386	71%
Malappuram	1777378	1821575	102%	1327371	75%
Palakkad	1088327	1082152	99%	873222	80%
Pathanamthitta	460819	441905	96%	345756	75%
Thiruvananthapuram	1309099	1243682	95%	1032155	79%
Thrissur	1274465	1094865	86%	987269	77%
Wayanad	361152	353663	98%	295651	82%
Grand Total	13462633	12,887,013	96%	10,433,119	77%

*Among those who have taken first dose

TABLE 7. Age-Appropriate Group (15-17 Years) Coverage as on 04/03/2022 midnight

15-17 years Coverage as on 05/03/2022 at 12 AM					
District	Target	1st Dose Coverage	Percentage	2nd Dose Coverage	Percentage fully vaccinated
Alappuzha	80832	74769	92%	48486	60%
Ernakulam	172307	108130	63%	58681	34%
Idukki	51339	34322	67%	19371	38%
Kannur	97722	96954	99%	50920	52%
Kasaragod	60496	47399	78%	20943	35%
Kollam	105234	92480	88%	47790	45%
Kottayam	85400	62462	73%	33901	40%
Kozhikode	143028	102313	72%	34397	24%
Malappuram	241212	172443	71%	41251	17%
Palakkad	132742	110533	83%	50126	38%
Pathanamthitta	48854	38098	78%	23587	48%
Thiruvananthapuram	145238	96189	66%	45833	32%
Thrissur	123540	118535	96%	72246	58%
Wayanad	29245	33727	115%	16229	55%
Grand Total	1,517,189	1,188,354	77%	563,761	37%

TABLE 8. State Summary (18+) as on 04/03/2022 midnight

State Summary (18+) 05-03-2022 at 12 AM							
District	Target	First Dose	Percentage	Second Dose	Percentage*	Precaution Dose	Percentage
Alappuzha	1704179	1603185	94%	1488347	87%	76556	57%
Ernakulam	2954098	3104270	105%	2633247	89%	98937	47%
Idukki	869082	896025	103%	748710	86%	20828	35%
Kannur	1913861	2002743	105%	1762659	92%	70725	49%
Kasaragod	992363	969080	98%	811517	82%	32550	42%
Kollam	2093511	2066608	99%	1787453	85%	76005	48%
Kottayam	1562022	1556915	100%	1368675	88%	61274	51%
Kozhikode	2499523	2505556	100%	2080825	83%	61512	37%
Malappuram	2988358	3130295	105%	2471644	83%	51903	42%
Palakkad	2140261	2151123	101%	1842596	86%	72140	52%
Pathanamthitta	1036488	1089993	105%	922915	89%	69663	54%
Thiruvananthapuram	2675400	2703513	101%	2341909	88%	118094	49%
Thrissur	2545664	2439748	96%	2249158	88%	91839	58%
Wayanad	659698	689994	105%	602755	91%	27496	37%
Grand Total	2,66,34,508	26,909,048	101%	23,112,410	87%	929,522	48%

*Revised target population(> 18 years) as per MOHFW is 2.67 crores
*As per letter from Additional Secretary MOHFW- D O No 2317579/2021/Imm dated 15/09/2021

TABLE 9. Achievement for the day 04/03/2022 midnight

Daily achievement 05-03-2022				
District	First Dose	Second Dose	Precaution dose	Total Doses Administered
Alappuzha	56	523	167	746
Ernakulam	633	5476	1292	7401
Idukki	108	1105	207	1420
Kannur	30	214	85	329
Kasaragod	44	436	35	515
Kollam	319	3298	496	4113
Kottayam	123	1023	329	1475
Kozhikode	338	2218	327	2883
Malappuram	597	3394	203	4194
Palakkad	476	4478	771	5725
Pathanamthitta	91	861	312	1264
Thiruvananthapuram	297	2340	1154	3791
Thrissur	316	2823	471	3610
Wayanad	68	683	307	1058
Grand Total	3496	28872	6156	38524

** Vaccine stock details couldn't be downloaded from e-VIN portal as the portal is down.

TABLE9.COVID Vaccination related sites

support@cowin.gov.in https://www.cowin.gov.in/home https://dashboard.kerala.gov.in/ https://dhs.kerala.gov.in/https://aogyakeralam.gov.in/https://sha.kerala.gov.in/

TABLE10.COVID Vaccination related Helpline numbers

National/State/District	Line1	Line2	Line3
National Helpline	1075	+91 1123978046	0120 4473222
Disha	1056	04712552056	
StateCallCenter	04712309251	04712309252	04712309255
Thiruvananthapuram	9188610100	1077	
Kollam	04742797609	8589015556	
Pathanamthitta	04682222515	04682228220	
Alappuzha	04772239999		
Kottayam	04812565200	04812304800	04812581900
Idukki	18004255640	04862232220	04862233118
Ernakulam	9072303861		
Thrissur	9400066921	9400066922	9400066923
Palakkad	04912505264	04912505189	8943341439
Malappuram	04832733253	04832737858	04832733252
Kozhikode	7594001442		
Wayanad	04936202343	04936202375	9072510900
Kannur	04972700194		
Kasargod	9061076590	9061079244	9061078026