



**COVID-19 OUTBREAK CONTROL AND PREVENTION STATE  
CELL HEALTH & FAMILY WELFARE DEPARTMENT  
Govt of Kerala  
[www.health.kerala.gov.in](http://www.health.kerala.gov.in)**

[www.dhs.kerala.gov.in](http://www.dhs.kerala.gov.in)

[controlroomdhskerala@gmail.com](mailto:controlroomdhskerala@gmail.com)

**KeralaHEALTH-COVID-19 DAILY VACCINATION BULLETIN**

**Date: 05/03/2022**

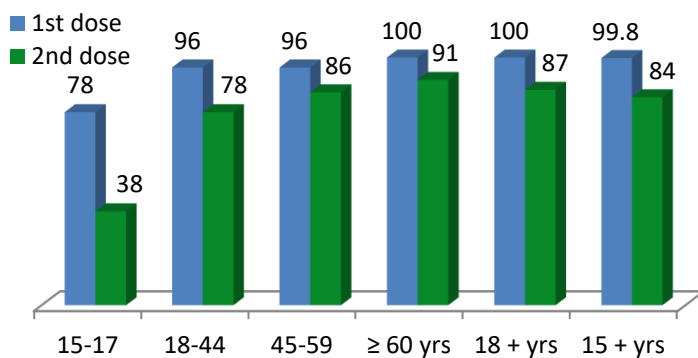
**OUR HEALTH OUR RESPONSIBILITY  
VACCINE ADVISORY**

- *People who are vaccinated with Covid Vaccine are reported to have reduced Covid related ICU admissions, serious disease and death.*
- *Early vaccination is useful to safeguard our life from this deadly disease.*
- *Vaccination sessions are planned as per the availability of vaccine. All are requested to cooperate.*
- *After receiving the first dose, second dose of Covishield vaccine isbetakenbetween12–16weeks and second dose of Covaxin between4-6 weeks.*
- *Covid vaccination is currently available to all above the age of 18*
- *Vaccination is available free of cost in all Government covid vaccination centers, and at a nominal rate (as per the GoI order F.No.2079203/2021/Immunization) in selected private Hospitals.*
- **ENSURE ALL YOUR ELIGIBLE FAMILY MEMBERS ARE PROTECTED BY RECEIVING ANY OF THE AVAILABLE COVID VACCINE.**
- **“BOTH COVAXIN AND COVISHIELD ARE EQUALLY EFFECTIVE AND SAFE”**
- **“BE FULLY PROTECTED – GET THE SECOND DOSE AT YOUR SCHEDULED TIME”**

## ANALYSIS

COVID-19 mass vaccinations are showing signs of preventing illness and steep decline in cases and hospital admissions in countries which done vaccination. Kerala started its vaccination for health care workers from January 16, 2021. The COVID-19 Vaccines Operational Guidelines issued by the Ministry of Health and Family Welfare, Govt. of India, 28th December 2020 and all subsequent Guidelines issued by Ministry of Health and Family Welfare, Govt of India are followed at the sites and all vaccination lanes

### Summary of COVID Vaccine Administered as on 05-03-2022 midnight



99.8% of eligible population vaccinated with a single dose till March 05



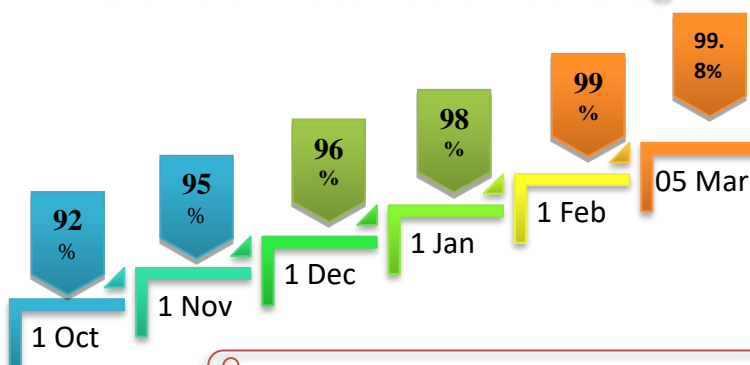
84% of eligible population vaccinated with double dose till March 05



State has vaccinated about 78% of children aged 15 - 17 years with a single dose



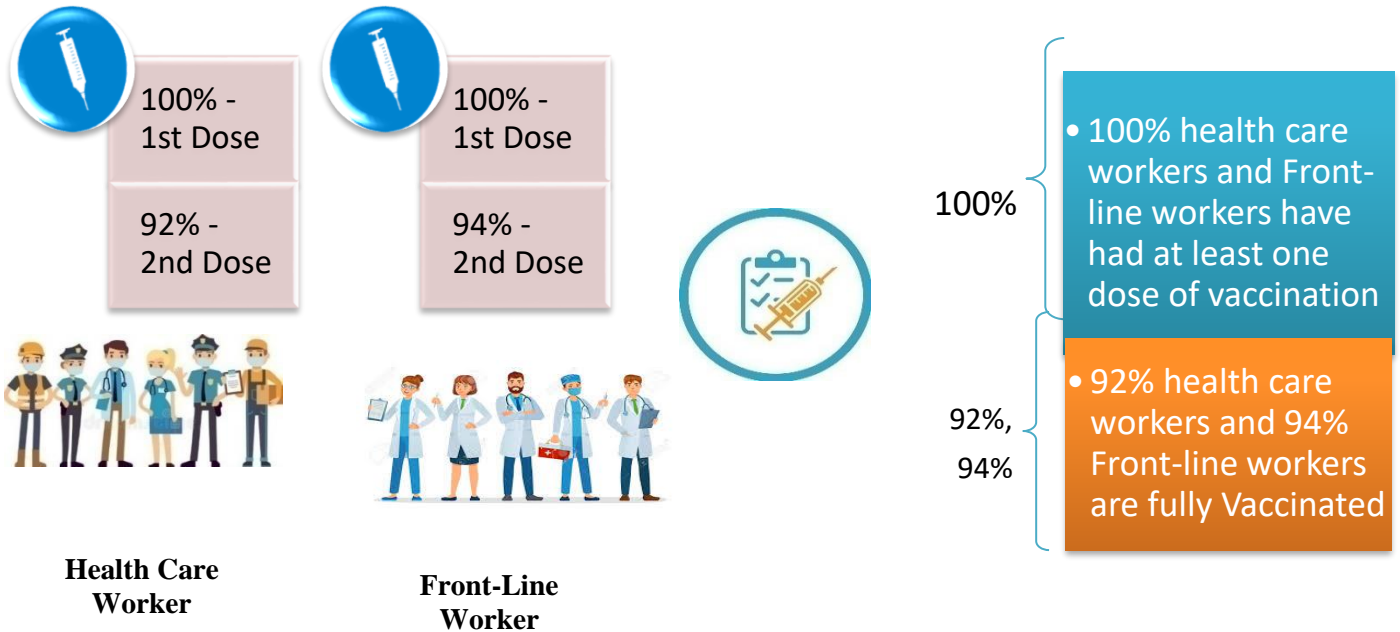
### Time Line of Vaccination Coverage



Kerala began administration of COVID 19 Vaccines on 16<sup>th</sup> January, 2021. As of 05<sup>th</sup> March 2022, Kerala has administered over 52 million doses overall, including first and second doses of vaccines.


**Over 99.8 per cent of the eligible population (15 + years) in Kerala has been administered the first dose of the Covid-19 vaccine. The state has achieved the target within 423 days since the beginning of the vaccination drive on January 16, 2021**

# Health Care Workers & Front-line Workers Vaccinated



## Are You Vaccinated? You Still Need to Practice:

- Even after vaccination, follow COVID appropriate behavior
- Practice Social Distancing and greet without physical contact
- Always wear clean face mask
- Wash your hands thoroughly and frequently or use hand sanitizer
- Follow the current COVID 19 guidelines to prevent further spread
- Stay Safe. Stay Strong. Get Vaccinated



Even After Getting Vaccinated Keep Taking Precautions to Protect Your Self

			
<b>GET VACCINATED</b>	<b>WASH YOUR HANDS</b>	<b>WEAR A MASK</b>	<b>KEEP YOUR DISTANCE</b>

# The Race Towards Full Vaccination - Weekly Trend

26<sup>th</sup> Feb– 4<sup>th</sup> Mar, 2022

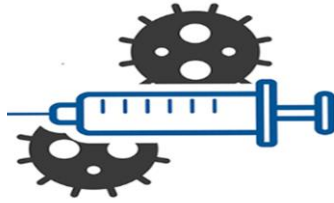
Kerala Administered over

# 1.29 Lakh

COVID Vaccine Doses

in the last 7 days

(26<sup>th</sup> Feb to 4<sup>th</sup> Mar)



From 26<sup>th</sup> Feb to 4<sup>th</sup> Mar, 2022 on average

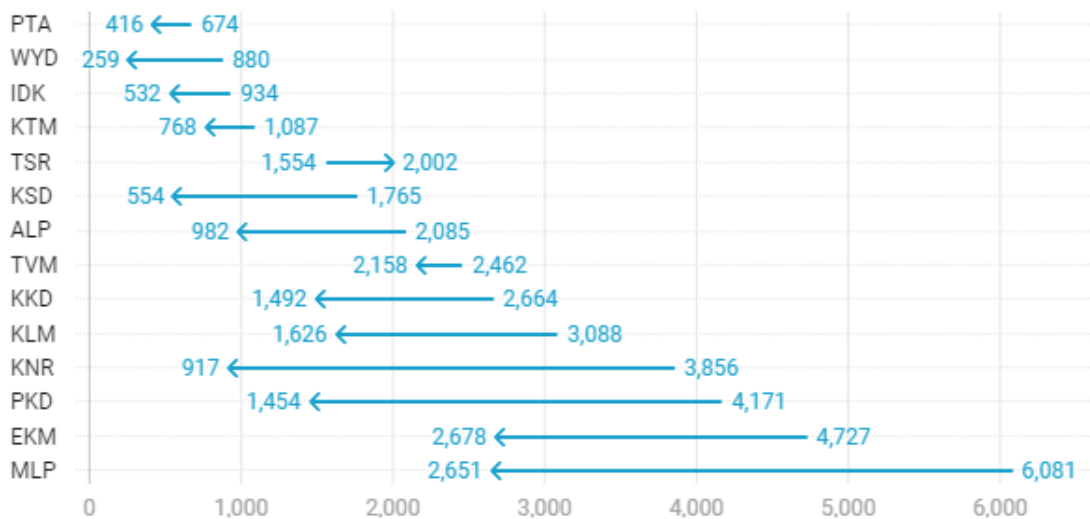
# 0.18 lakh

 doses were administered daily.

Average Doses Administered Per day per week (in 1000)



Trend in average per day vaccination for the last two weeks

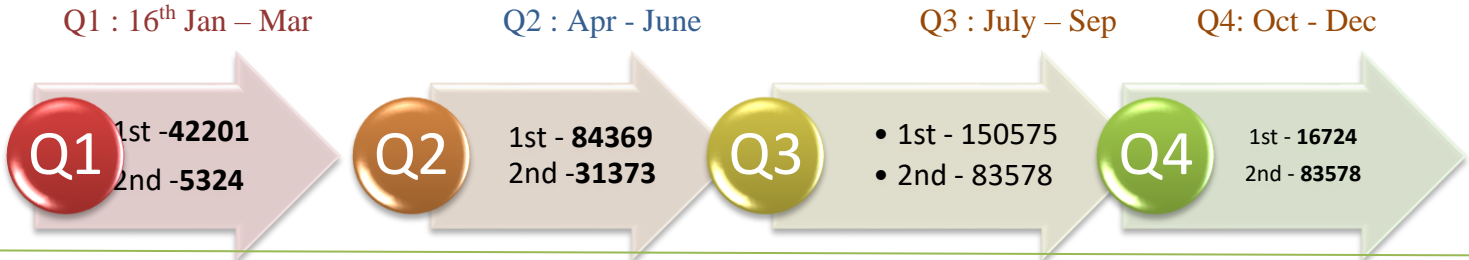


# Race Against Time – Vaccination Quarterly Status

(Q1:16<sup>th</sup> Jan-Mar, Q2: Apr-June, Q3: July-Sep, Q4: Oct - Dec)

## Daily Average Doses Administered per Quarter

In the first Quarter, only 42201 first doses and 5324 second doses were administered daily on average. During the second, third and fourth quarters, the daily vaccination of the first and second doses increased significantly.

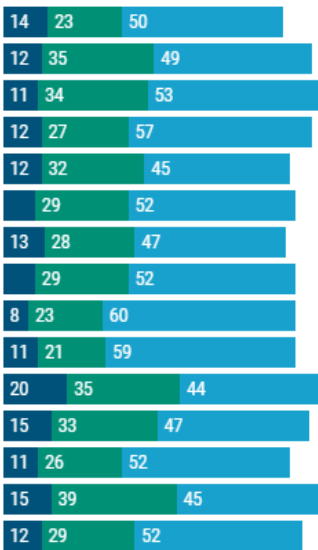


## Vaccination Achievement per Quarter

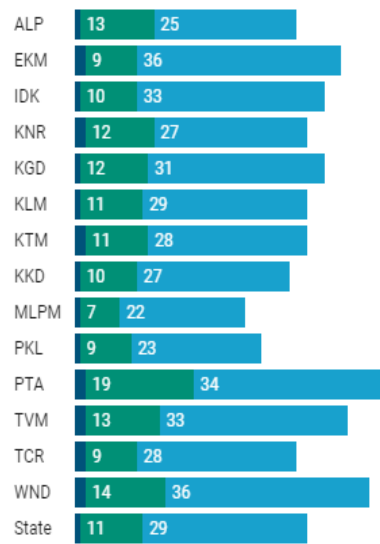
In the third quarter of the immunization drive, 52% of the eligible population (18 + age) in Kerala were given the first dose and 29% the second dose.

■ Q1 ■ Q2 ■ Q3

### First Dose



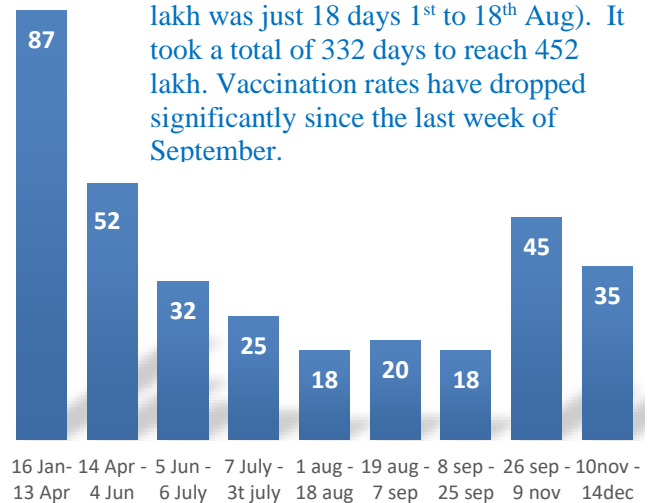
### Second Dose



## Dose Progression

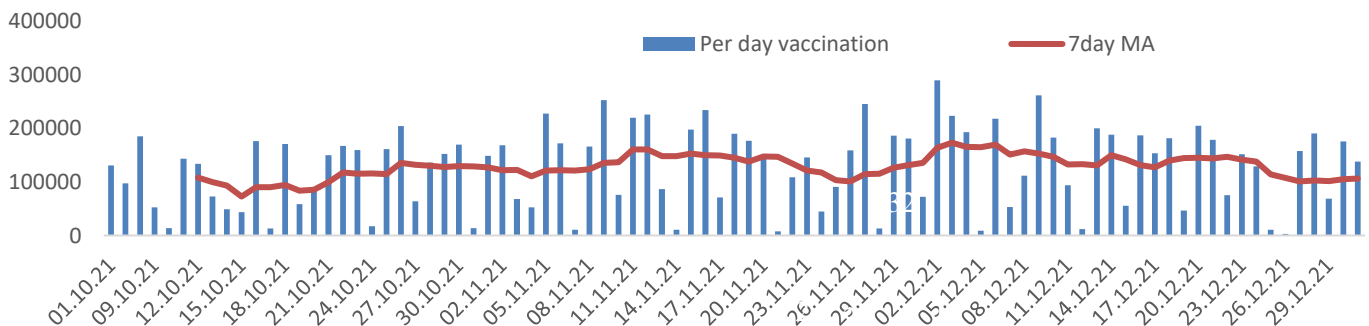
The chart shows the days taken for total COVID-19 Vaccination doses (both first and second) in Kerala to cross every 50 lakh dose mark.

It took 87 days to administer the first 50 lakh doses. The shortest time taken to 50 lakh was just 18 days 1<sup>st</sup> to 18<sup>th</sup> Aug). It took a total of 332 days to reach 452 lakh. Vaccination rates have dropped significantly since the last week of September.



## Vaccine Administered per Day and 7 days Moving Average in Last Quarter (Oct -Dec)

The seven-day moving average of daily doses in the last quarter showed a peak on December 2<sup>nd</sup> and continued to fluctuate thereafter.



## Important Message to the Public

- a. *Infection or infection rate is only a part and disease manifestation of disease is to be monitored*
- b. *Fatality among vaccinated people is very less. Disease severity among vaccinated people is less.*
- c. *People with comorbidity should be careful. Once detected covid positive they should get admitted and do not stay at home.*
- d. *Death among non-vaccinated people, especially people with comorbidity is because of late arrival in hospitals*
- e. *Diabetes and Hypertension together is the most common cause of patient death if they arrive late.*
- f. *Vaccinated people, only if symptomatic are advised to consult Doctor.*
- g. *Non Vaccinated people, if symptomatic, may do RTPCR test*
- h. *Antigen testing is only for emergency purpose*
- i. *Non vaccinated people with co-morbidities to do testing by RTPCR and consult doctor*
- j. *Repeat RTPCR is not needed among the people who are detected COVID positive in the previous 2 months*
- k. *All young person detected positive and at home isolation should do glucose test*

TABLE1.Total Vaccination done in the State as on 05/03/2022 midnight

State Summary (15+ years)-Total doses administered till 06/3/2022 at 12 AM								
District	Target	First Dose	Percent age	Second Dose	Percent age*	Precaution Dose	Percentage	Total doses administered
Alappuzha	1785011	1678254	94%	1540722	86%	76935	57%	3,295,911
Ernakulam	3126405	3212763	103%	2694816	86%	100259	46%	6,007,838
Idukki	920421	930388	101%	768521	83%	20877	35%	1,719,786
Kannur	2011583	2099920	104%	1815695	90%	70982	49%	3,986,597
Kasaragod	1052859	1016601	97%	833518	79%	32626	42%	1,882,745
Kollam	2198745	2159258	98%	1837190	84%	76170	48%	4,072,618
Kottayam	1647422	1619773	98%	1405511	85%	61796	51%	3,087,080
Kozhikode	2642551	2608818	99%	2120758	80%	61818	37%	4,791,394
Malappuram	3229570	3303590	102%	2519064	78%	52148	42%	5,874,802
Palakkad	2273003	2261907	100%	1895222	83%	72486	53%	4,229,615
Pathanamthitta	1085342	1128172	104%	947265	87%	69799	54%	2,145,236
Thiruvananthapuram	2820638	2799856	99%	2388775	85%	118555	49%	5,307,186
Thrissur	2669204	2558732	96%	2325390	87%	92562	58%	4,976,684
Wayanad	688943	723790	105%	619581	90%	27770	38%	1,371,141
<b>Grand Total</b>	<b>28,151,697</b>	<b>28,101,822</b>	<b>99.8%</b>	<b>23,712,028</b>	<b>84%</b>	<b>934,783</b>	<b>48%</b>	<b>52,748,633</b>

TABLE2.Covid-19Vaccination Center Functional in the State as on 05/03/2022 midnight

<i>DISTRICTS</i>	15+	18+	Total
Alappuzha	80	85	165
Ernakulam	8	166	174
Idukki	3	7	10
Kannur	13	17	30
Kasaragod	21	24	45
Kollam	17	18	35
Kottayam	27	58	85
Kozhikode	90	14	104
Malappuram	30	51	81
Palakkad	9	46	55
Pathanamthitta	33	23	56
Thiruvananthapuram	4	138	142
Thrissur	81	130	211
Wayanad	18	36	54
<b>GrandTotal</b>	<b>434</b>	<b>813</b>	<b>1247</b>

TABLE3. HealthCare Workers Coverage as on 05/03/2022 midnight

<b>DISTRICT</b>	<b>1st DOSE</b>	<b>2nd Dose</b>	<b>% fully vaccinated</b>	<b>Precaution dose</b>	<b>Precaution dose (%) *</b>
<b>Alappuzha</b>	29018	27191	94%	11977	55%
<b>Ernakulam</b>	85563	75663	88%	27402	44%
<b>Idukki</b>	13552	12985	96%	4908	48%
<b>Kannur</b>	40387	37468	93%	16310	53%
<b>Kasaragod</b>	11610	10797	93%	4328	50%
<b>Kollam</b>	36032	33763	94%	13151	50%
<b>Kottayam</b>	38706	36238	94%	14695	52%
<b>Kozhikode</b>	52733	47886	91%	15506	41%
<b>Malappuram</b>	44832	41930	94%	15159	52%
<b>Palakkad</b>	34672	31976	92%	13878	54%
<b>Pathanamthitta</b>	29334	25039	85%	10279	50%
<b>Thiruvananthapuram</b>	73421	66275	90%	23227	44%
<b>Thrissur</b>	51909	49130	95%	23535	59%
<b>Wayanad</b>	13977	13275	95%	5884	52%
<b>Grand Total</b>	<b>555746</b>	<b>509616</b>	<b>92%</b>	<b>200239</b>	<b>50%</b>

1st Dose coverage for HCW is 100%

\*Proportion of beneficiaries who are eligible ( completed 9 months after 2nd dose )

TABLE4. Frontline workers Coverage as on 05/03/2022 midnight

<b>DISTRICT</b>	<b>1st dose</b>	<b>2nd Dose</b>	<b>% fully vaccinated</b>	<b>Precaution dose</b>	<b>Precaution dose(%) *</b>
<b>Alappuzha</b>	39125	36713	94%	11459	40%
<b>Ernakulam</b>	54931	50285	92%	15799	41%
<b>Idukki</b>	22992	21314	93%	4590	29%
<b>Kannur</b>	41380	39935	97%	10361	33%
<b>Kasaragod</b>	24615	22441	91%	5568	31%
<b>Kollam</b>	42235	38774	92%	8687	32%
<b>Kottayam</b>	32139	30572	95%	9577	39%
<b>Kozhikode</b>	55270	52500	95%	7376	19%
<b>Malappuram</b>	53913	51225	95%	10749	29%
<b>Palakkad</b>	48096	45488	95%	13599	39%
<b>Pathanamthitta</b>	25249	22503	89%	5912	34%
<b>Thiruvananthapuram</b>	72993	67513	92%	17250	39%
<b>Thrissur</b>	41904	40707	97%	15262	50%
<b>Wayanad</b>	17020	16081	94%	3622	28%
<b>Grand Total</b>	<b>571862</b>	<b>536051</b>	<b>94%</b>	<b>139811</b>	<b>35%</b>

1st Dose coverage for FLW is 100%

\*Proportion of beneficiaries who are eligible ( completed 9 months after 2nd dose )



TABLE5.Age-Appropriate Group (45-59 Years) Coverage as on 05/03/2022 midnight

<b>Table 5: Age appropriate group (45-59 years) coverage</b>					
<b>45-59 years Coverage as on 06/03/2022 at 12 AM</b>					
<b>District</b>	<b>Target</b>	<b>1st Dose Coverage</b>	<b>Percentage</b>	<b>2nd Dose Coverage</b>	<b>Percentage fully vaccinated</b>
Alappuzha	535436	438604	82%	412362	77%
Ernakulam	809349	782997	97%	697014	86%
Idukki	237564	246844	104%	217796	92%
Kannur	527295	515392	98%	475463	90%
Kasaragod	253027	251993	100%	222709	88%
Kollam	541201	559562	103%	497629	92%
Kottayam	478470	413834	86%	371026	78%
Kozhikode	658949	654078	99%	575525	87%
Malappuram	733338	722240	98%	620184	85%
Palakkad	614226	546751	89%	493513	80%
Pathanamthitta	264372	281583	107%	250392	95%
Thiruvananthapuram	735836	680988	93%	608775	83%
Thrissur	689418	663449	96%	618405	90%
Wayanad	170537	177091	104%	163821	96%
<b>Grand Total</b>	<b>7249018</b>	<b>6,935,406</b>	<b>96%</b>	<b>6,224,614</b>	<b>86%</b>

TABLE6.Age-Appropriate Group (≥60 Years) Coverage as on 05/03/2022 midnight

<b>Table 6: Age appropriate group (≥ 60 years) coverage</b>							
<b>≥ 60 years Coverage as on 06/03/2022 at 12 AM</b>							
<b>District</b>	<b>Target</b>	<b>1st Dose Coverage</b>	<b>Percentage</b>	<b>2nd Dose Coverage</b>	<b>Percentage fully vaccinated</b>	<b>Precaution dose</b>	<b>%</b>
Alappuzha	424565	428603	101%	398011	94%	53499	63%
Ernakulam	673885	675726	100%	617418	92%	57058	50%
Idukki	193981	194452	100%	172006	89%	11379	33%
Kannur	438602	444174	101%	410206	94%	44311	54%
Kasaragod	182460	181605	100%	159657	88%	22730	44%
Kollam	497558	499162	100%	451862	91%	54332	52%
Kottayam	418008	419325	100%	381371	91%	37524	55%
Kozhikode	526896	528710	100%	476685	90%	38936	42%
Malappuram	477642	487770	102%	431287	90%	26240	44%
Palakkad	437708	439481	100%	398785	91%	45009	58%
Pathanamthitta	311297	311927	100%	279270	90%	53608	58%
Thiruvananthapuram	630465	632457	100%	567412	90%	78078	53%
Thrissur	581781	587651	101%	554138	95%	53765	61%
Wayanad	128009	128250	100%	113973	89%	18264	37%
<b>Grand Total</b>	<b>5922857</b>	<b>5,959,293</b>	<b>101%</b>	<b>5,412,081</b>	<b>91%</b>	<b>594,733</b>	<b>52%</b>

TABLE6. Age-Appropriate Group (18-44 Years) Coverage as on 05/03/2022 midnight

18-44 years Coverage as on 06/03/2022 at 12 AM					
District	Target	First Dose		2nd Dose Coverage	Percentage fully vaccinated*
		1st Dose Coverage	Percentage		
Alappuzha	744178	667977	90%	615640	83%
Ernakulam	1470864	1505300	102%	1194944	81%
Idukki	437537	418207	96%	324750	74%
Kannur	947964	961532	101%	800736	84%
Kasaragod	556876	499328	90%	396357	71%
Kollam	1054752	929679	88%	766145	73%
Kottayam	665544	653034	98%	550606	83%
Kozhikode	1313678	1215034	92%	929837	71%
Malappuram	1777378	1821914	103%	1329452	75%
Palakkad	1088327	1082304	99%	874486	80%
Pathanamthitta	460819	441933	96%	345944	75%
Thiruvananthapuram	1309099	1243778	95%	1032762	79%
Thrissur	1274465	1095016	86%	988753	78%
Wayanad	361152	353695	98%	295950	82%
<b>Grand Total</b>	<b>13462633</b>	<b>12,888,731</b>	<b>96%</b>	<b>10,446,362</b>	<b>78%</b>

\*Among those who have taken first dose

TABLE 7. Age-Appropriate Group (15-17 Years) Coverage as on 05/03/2022 midnight

15-17 years Coverage as on 06/03/2022 at 12 AM					
District	Target	1st Dose Coverage	Percentage	2nd Dose Coverage	Percentage fully vaccinated
Alappuzha	80832	74927	93%	50805	63%
Ernakulam	172307	108246	63%	59492	35%
Idukki	51339	34341	67%	19670	38%
Kannur	97722	97055	99%	51887	53%
Kasaragod	60496	47450	78%	21557	36%
Kollam	105234	92588	88%	49017	47%
Kottayam	85400	62735	73%	35698	42%
Kozhikode	143028	102993	72%	38325	27%
Malappuram	241212	172921	72%	44986	19%
Palakkad	132742	110603	83%	50974	38%
Pathanamthitta	48854	38146	78%	24117	49%
Thiruvananthapuram	145238	96219	66%	46038	32%
Thrissur	123540	118803	96%	74257	60%
Wayanad	29245	33757	115%	16481	56%
<b>Grand Total</b>	<b>1,517,189</b>	<b>1,190,784</b>	<b>78%</b>	<b>583,304</b>	<b>38%</b>

TABLE 8. State Summary (18+) as on 05/03/2022 midnight

State Summary (18+) 06-03-2022				at 12 AM			
District	Target	First Dose	Percentage	Second Dose	Percentage*	Precaution Dose	Percentage
Alappuzha	1704179	1603327	94%	1489917	87%	76935	57%
Ernakulam	2954098	3104517	105%	2635324	89%	100259	46%
Idukki	869082	896047	103%	748851	86%	20877	35%
Kannur	1913861	2002865	105%	1763808	92%	70982	49%
Kasaragod	992363	969151	98%	811961	82%	32626	42%
Kollam	2093511	2066670	99%	1788173	85%	76170	48%
Kottayam	1562022	1557038	100%	1369813	88%	61796	51%
Kozhikode	2499523	2505825	100%	2082433	83%	61818	37%
Malappuram	2988358	3130669	105%	2474078	83%	52148	42%
Palakkad	2140261	2151304	101%	1844248	86%	72486	53%
Pathanamthitta	1036488	1090026	105%	923148	89%	69799	54%
Thiruvananthapuram	2675400	2703637	101%	2342737	88%	118555	49%
Thrissur	2545664	2439929	96%	2251133	88%	92562	58%
Wayanad	659698	690033	105%	603100	91%	27770	38%
<b>Grand Total</b>	<b>2,66,34,508</b>	<b>26,911,038</b>	<b>101%</b>	<b>23,128,724</b>	<b>87%</b>	<b>934,783</b>	<b>48%</b>

\*Revised target population(> 18 years) as per MOHFW is 2.67 crores  
\*As per letter from Additional Secretary MOHFW- D O No 2317579/2021/Imm dated 15/09/2021

TABLE 9. Achievement for the day 05/03/2022 midnight

Daily achievement 06-03-2022				
District	First Dose	Second Dose	Precaution dose	Total Doses Administered
Alappuzha	299	3886	372	4557
Ernakulam	363	2884	1319	4566
Idukki	41	440	49	530
Kannur	223	2112	255	2590
Kasaragod	122	1058	76	1256
Kollam	170	1947	165	2282
Kottayam	377	2889	501	3767
Kozhikode	947	5525	303	6775
Malappuram	829	6018	221	7068
Palakkad	250	2499	345	3094
Pathanamthitta	81	763	135	979
Thiruvananthapuram	154	1032	460	1646
Thrissur	449	3985	721	5155
Wayanad	69	597	273	939
<b>Grand Total</b>	<b>4374</b>	<b>35635</b>	<b>5195</b>	<b>45204</b>

\*\* Vaccine stock details couldn't be downloaded from e-VIN portal as the portal is down.

TABLE9.COVID Vaccination related sites

<a href="mailto:support@cowin.gov.in">support@cowin.gov.in</a> <a href="https://www.cowin.gov.in/home">https://www.cowin.gov.in/home</a> <a href="https://dashboard.kerala.gov.in/">https://dashboard.kerala.gov.in/</a> <a href="https://dhs.kerala.gov.in/https://aogyakeralam.gov.in/https://sha.kerala.gov.in/">https://dhs.kerala.gov.in/https://aogyakeralam.gov.in/https://sha.kerala.gov.in/</a>
---

TABLE10.COVID Vaccination related Helpline numbers

National/State/District	Line1	Line2	Line3
National Helpline	1075	+91 1123978046	0120 4473222
Disha	1056	04712552056	
StateCallCenter	04712309251	04712309252	04712309255
Thiruvananthapuram	9188610100	1077	
Kollam	04742797609	8589015556	
Pathanamthitta	04682222515	04682228220	
Alappuzha	04772239999		
Kottayam	04812565200	04812304800	04812581900
Idukki	18004255640	04862232220	04862233118
Ernakulam	9072303861		
Thrissur	9400066921	9400066922	9400066923
Palakkad	04912505264	04912505189	8943341439
Malappuram	04832733253	04832737858	04832733252
Kozhikode	7594001442		
Wayanad	04936202343	04936202375	9072510900
Kannur	04972700194		
Kasargod	9061076590	9061079244	9061078026