



**COVID-19 OUTBREAK CONTROL AND PREVENTION STATE
CELL HEALTH & FAMILY WELFARE DEPARTMENT
Govt of Kerala
www.health.kerala.gov.in**

www.dhs.kerala.gov.in

controlroomdhskerala@gmail.com

KeralaHEALTH-COVID-19 DAILY VACCINATION BULLETIN

Date: 06/03/2022

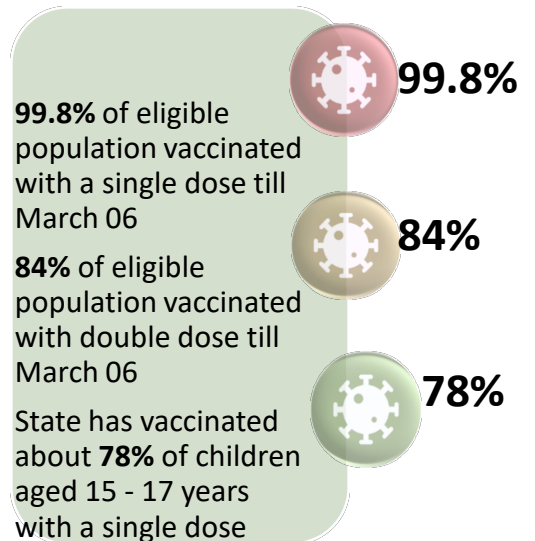
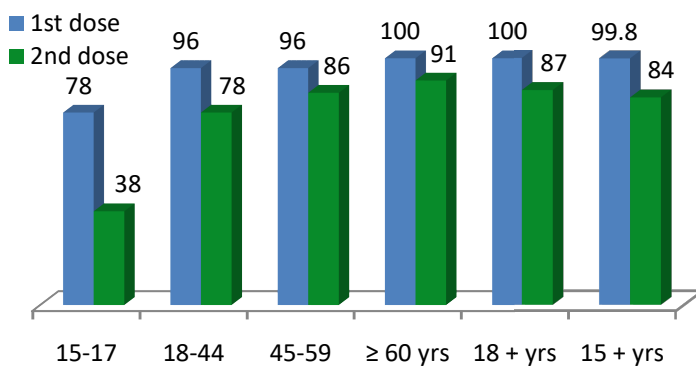
**OUR HEALTH OUR RESPONSIBILITY
VACCINE ADVISORY**

- *People who are vaccinated with Covid Vaccine are reported to have reduced Covid related ICU admissions, serious disease and death.*
- *Early vaccination is useful to safeguard our life from this deadly disease.*
- *Vaccination sessions are planned as per the availability of vaccine. All are requested to cooperate.*
- *After receiving the first dose, second dose of Covishield vaccine is taken between 12–16 weeks and second dose of Covaxin between 4-6 weeks.*
- *Covid vaccination is currently available to all above the age of 18.*
- *Vaccination is available free of cost in all Government covid vaccination centers, and at a nominal rate (as per the GoI order F.No.2079203/2021/Immunization) in selected private Hospitals.*
- **ENSURE ALL YOUR ELIGIBLE FAMILY MEMBERS ARE PROTECTED BY RECEIVING ANY OF THE AVAILABLE COVID VACCINE.**
- **“BOTH COVAXIN AND COVISHIELD ARE EQUALLY EFFECTIVE AND SAFE”**
- **“BE FULLY PROTECTED – GET THE SECOND DOSE AT YOUR SCHEDULED TIME”**

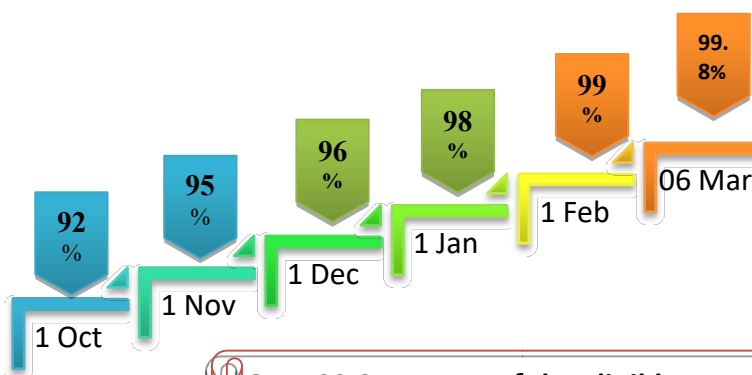
ANALYSIS

COVID-19 mass vaccinations are showing signs of preventing illness and steep decline in cases and hospital admissions in countries which done vaccination. Kerala started its vaccination for health care workers from January 16, 2021. The COVID-19 Vaccines Operational Guidelines issued by the Ministry of Health and Family Welfare, Govt. of India, 28th December 2020 and all subsequent Guidelines issued by Ministry of Health and Family Welfare, Govt of India are followed at the sites and all vaccination lanes

Summary of COVID Vaccine Administered as on 06-03-2022 midnight



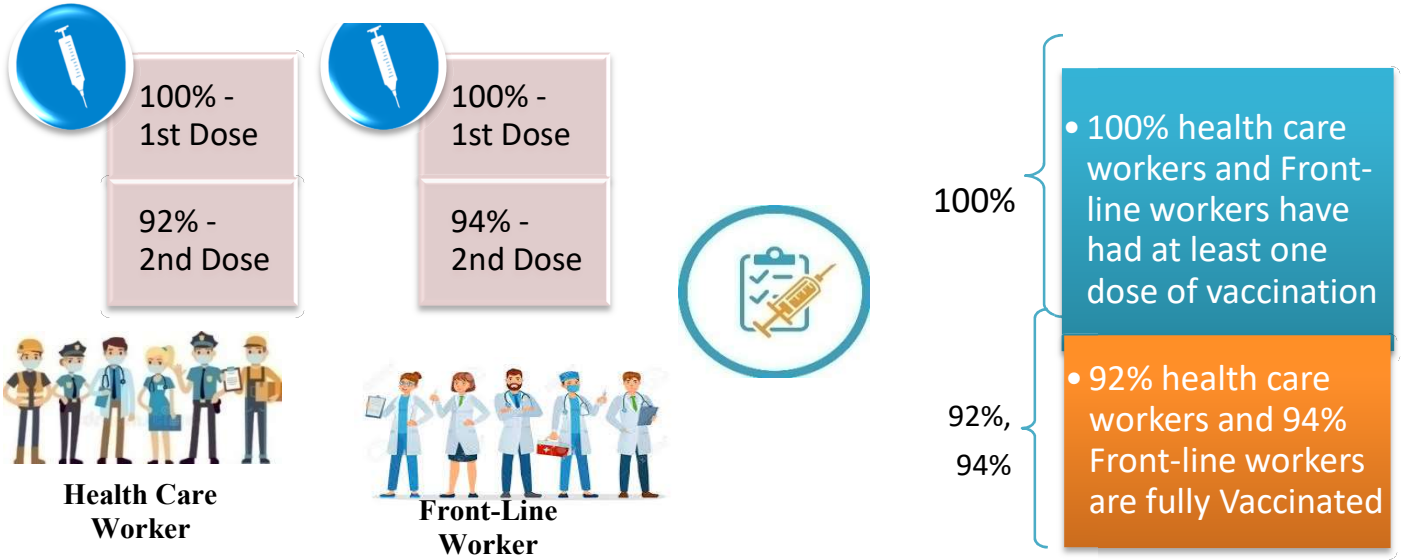
Time Line of Vaccination Coverage



Kerala began administration of COVID 19 Vaccines on 16th January, 2021. As of 06th March 2022, Kerala has administered over 52 million doses overall, including first and second doses of vaccines.


Over 99.8 per cent of the eligible population (15 + years) in Kerala has been administered the first dose of the Covid-19 vaccine. The state has achieved the target within 424 days since the beginning of the vaccination drive on January 16, 2021

Health Care Workers & Front-line Workers Vaccinated



Are You Vaccinated? You Still Need to Practice: SMS

- Even after vaccination, follow COVID appropriate behavior
- Practice Social Distancing and greet without physical contact
- Always wear clean face mask
- Wash your hands thoroughly and frequently or use hand sanitizer
- Follow the current COVID 19 guidelines to prevent further spread
- Stay Safe. Stay Strong. Get Vaccinated



Even After Getting Vaccinated Keep Taking Precautions to Protect Your Self



GET VACCINATED



WASH YOUR HANDS



WEAR A MASK



KEEP YOUR DISTANCE

The Race Towards Full Vaccination - Weekly Trend

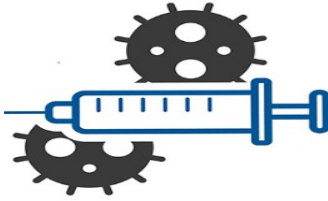
26thFeb– 4thMar, 2022

Kerala Administered over

1.29 Lakh

COVID Vaccine Doses

in the last 7 days
(26thFeb to 4th Mar)



From 26thFeb to 4th Mar, 2022 on average

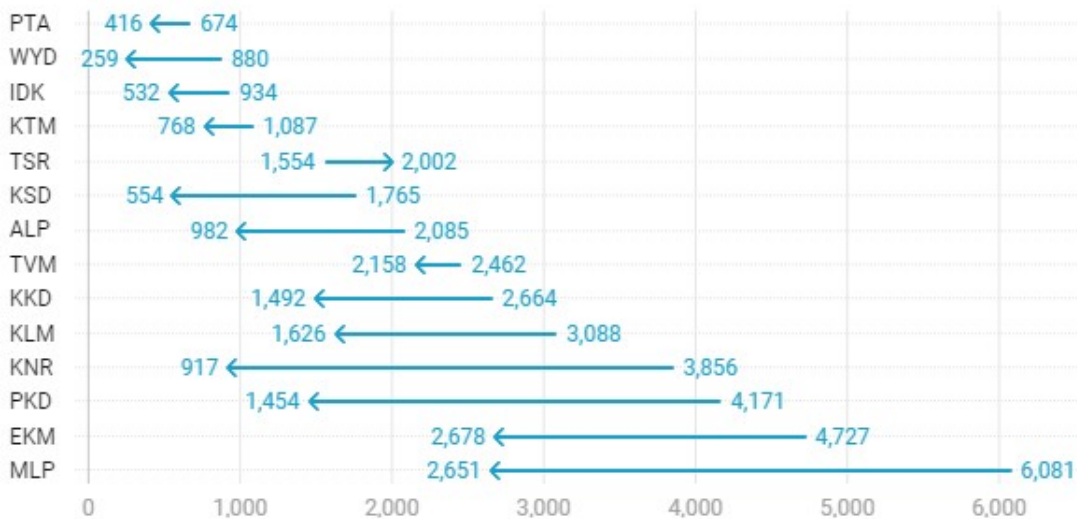
0.18 lakh

doses were administered daily.

Average Doses Administered Per day per week (in 1000)



Trend in average per day vaccination for the last two weeks

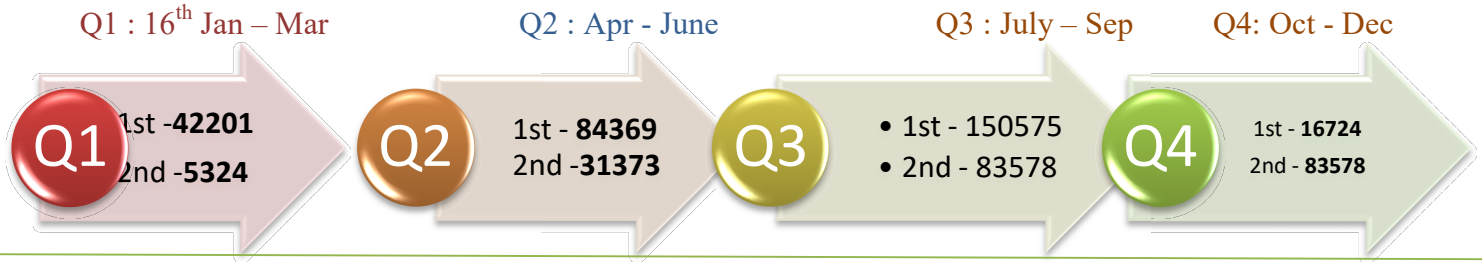


Race Against Time – Vaccination Quarterly Status

(Q1:16th Jan-Mar, Q2: Apr-June, Q3: July-Sep, Q4: Oct - Dec)

Daily Average Doses Administered per Quarter

In the first Quarter, only 42201 first doses and 5324 second doses were administered daily on average. During the second, third and fourth quarters, the daily vaccination of the first and second doses increased significantly.



Vaccination Achievement per Quarter

In the third quarter of the immunization drive, 52% of the eligible population (18 + age) in Kerala were given the first dose and 29% the second dose.

Dose Progression

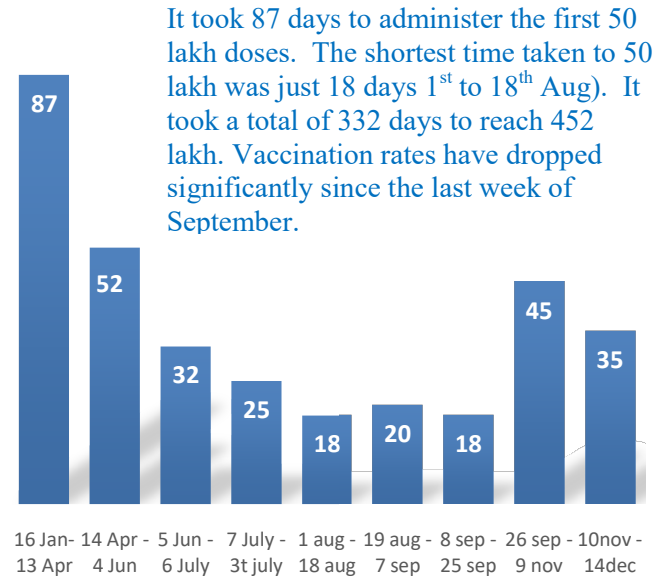
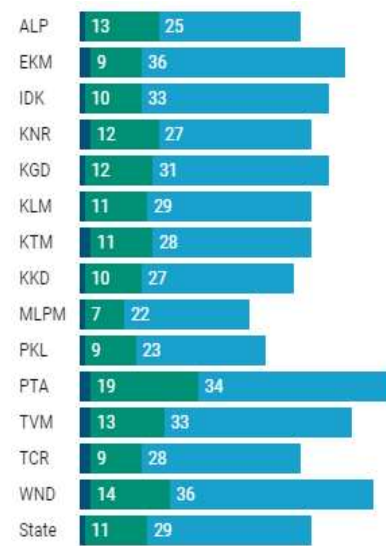
The chart shows the days taken for total COVID-19 Vaccination doses (both first and second) in Kerala to cross every 50 lakh dose mark

■ Q1 ■ Q2 ■ Q3

First Dose



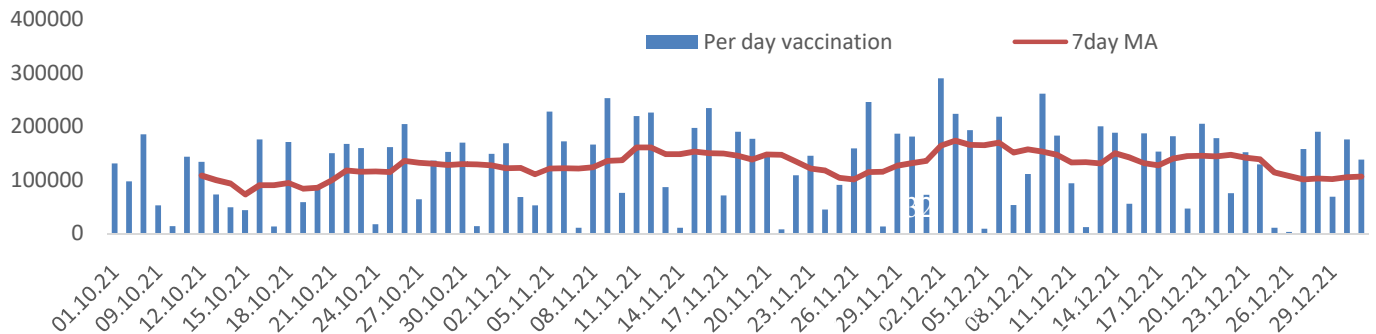
Second Dose



It took 87 days to administer the first 50 lakh doses. The shortest time taken to 50 lakh was just 18 days 1st to 18th Aug). It took a total of 332 days to reach 452 lakh. Vaccination rates have dropped significantly since the last week of September.

Vaccine Administered per Day and 7 days Moving Average in Last Quarter (Oct -Dec)

The seven-day moving average of daily doses in the last quarter showed a peak on December 2nd and continued to fluctuate thereafter



Important Message to the Public

- a. *Infection or infection rate is only a part and disease manifestation of disease is to be monitored*
- b. *Fatality among vaccinated people is very less. Disease severity among vaccinated people is less.*
- c. *People with comorbidity should be careful. Once detected covid positive they should get admitted and do not stay at home.*
- d. *Death among non-vaccinated people, especially people with comorbidity is because of late arrival in hospitals*
- e. *Diabetes and Hypertension together is the most common cause of patient death if they arrive late.*
- f. *Vaccinated people, only if symptomatic are advised to consult Doctor.*
- g. *Non Vaccinated people, if symptomatic, may do RTPCR test*
- h. *Antigen testing is only for emergency purpose*
- i. *Non vaccinated people with co-morbidities to do testing by RTPCR and consult doctor*
- j. *Repeat RTPCR is not needed among the people who are detected COVID positive in the previous 2 months*
- k. *All young person detected positive and at home isolation should do glucose test*

TABLE1.Total Vaccination done in the State as on 06/03/2022 midnight

State Summary (15+ years)-Total doses administered till 07/3/2022 at 12 AM								
District	Target	First Dose	Percent age	Second Dose	Percentage*	Precaution Dose	Percentage	Total doses administered
Alappuzha	1785011	1678257	94%	1540743	86%	76945	57%	3,295,945
Ernakulam	3126405	3212968	103%	2696395	86%	100726	47%	6,010,089
Idukki	920421	930388	101%	768521	83%	20877	35%	1,719,786
Kannur	2011583	2099930	104%	1815707	90%	70985	49%	3,986,622
Kasaragod	1052859	1016608	97%	833612	79%	32635	42%	1,882,855
Kollam	2198745	2159270	98%	1837230	84%	76183	48%	4,072,683
Kottayam	1647422	1619773	98%	1405511	85%	61797	51%	3,087,081
Kozhikode	2642551	2608822	99%	2120765	80%	61820	37%	4,791,407
Malappuram	3229570	3303652	102%	2519468	78%	52153	42%	5,875,273
Palakkad	2273003	2261907	100%	1895224	83%	72486	53%	4,229,617
Pathanamthitta	1085342	1128173	104%	947269	87%	69799	54%	2,145,241
Thiruvananthapuram	2820638	2799863	99%	2388807	85%	118599	49%	5,307,269
Thrissur	2669204	2558735	96%	2325438	87%	92588	58%	4,976,761
Wayanad	688943	723790	105%	619581	90%	27770	38%	1,371,141
Grand Total	28,151,697	28,102,136	99.8%	23,714,271	84%	935,363	48%	52,751,770

TABLE2.Covid-19Vaccination Center Functional in the State as on 06/03/2022 midnight

<i>DISTRICTS</i>	15+	18+	Total
Alappuzha	0	2	2
Ernakulam	0	116	116
Idukki	0	0	0
Kannur	0	5	5
Kasaragod	0	1	1
Kollam	0	4	4
Kottayam	0	1	1
Kozhikode	0	6	6
Malappuram	2	7	9
Palakkad	0	4	4
Pathanamthitta	0	1	1
Thiruvananthapuram	0	12	12
Thrissur	2	15	17
Wayanad	0	0	0
GrandTotal	4	174	178

TABLE3. Health Care Workers Coverage as on 06/03/2022 midnight

DISTRICT	1st DOSE	2nd Dose	% fully vaccinated	Precaution dose	Precaution dose (%) *
Alappuzha	29018	27191	94%	11980	55%
Ernakulam	85564	75668	88%	27552	44%
Idukki	13552	12985	96%	4908	48%
Kannur	40387	37468	93%	16310	53%
Kasaragod	11610	10797	93%	4331	50%
Kollam	36032	33764	94%	13154	50%
Kottayam	38706	36238	94%	14695	52%
Kozhikode	52733	47886	91%	15506	41%
Malappuram	44832	41930	94%	15159	52%
Palakkad	34672	31976	92%	13878	54%
Pathanamthitta	29334	25039	85%	10279	50%
Thiruvananthapuram	73421	66275	90%	23237	44%
Thrissur	51909	49130	95%	23538	59%
Wayanad	13977	13275	95%	5884	52%
Grand Total	555747	509622	92%	200411	50%

1st Dose coverage for HCW is 100%

*Proportion of beneficiaries who are eligible (completed 9 months after 2nd dose)

TABLE4. Frontline workers Coverage as on 06/03/2022 midnight

DISTRICT	1st dose	2nd Dose	% fully vaccinated	Precaution dose	Precaution dose(%) *
Alappuzha	39125	36713	94%	11462	40%
Ernakulam	54931	50288	92%	15856	41%
Idukki	22992	21314	93%	4590	29%
Kannur	41380	39935	97%	10362	33%
Kasaragod	24615	22441	91%	5569	31%
Kollam	42235	38774	92%	8692	32%
Kottayam	32139	30572	95%	9578	39%
Kozhikode	55270	52500	95%	7376	19%
Malappuram	53913	51225	95%	10750	29%
Palakkad	48096	45488	95%	13599	39%
Pathanamthitta	25249	22503	89%	5912	34%
Thiruvananthapuram	72993	67513	92%	17262	39%
Thrissur	41904	40707	97%	15263	50%
Wayanad	17020	16081	94%	3622	28%
Grand Total	571862	536054	94%	139893	35%

1st Dose coverage for FLW is 100%

*Proportion of beneficiaries who are eligible (completed 9 months after 2nd dose)

TABLE5.Age-Appropriate Group (45-59 Years) Coverage as on 06/03/2022 midnight

Table 5: Age appropriate group (45-59 years) coverage					
45-59 years Coverage as on 07/03/2022 at 12 AM					
District	Target	1st Dose Coverage	Percentage	2nd Dose Coverage	Percentage fully vaccinated
Alappuzha	535436	438604	82%	412363	77%
Ernakulam	809349	783012	97%	697270	86%
Idukki	237564	246844	104%	217796	92%
Kannur	527295	515395	98%	475464	90%
Kasaragod	253027	251993	100%	222713	88%
Kollam	541201	559565	103%	497635	92%
Kottayam	478470	413834	86%	371026	78%
Kozhikode	658949	654078	99%	575526	87%
Malappuram	733338	722240	98%	620201	85%
Palakkad	614226	546751	89%	493513	80%
Pathanamthitta	264372	281583	107%	250392	95%
Thiruvananthapuram	735836	680989	93%	608780	83%
Thrissur	689418	663449	96%	618415	90%
Wayanad	170537	177091	104%	163821	96%
Grand Total	7249018	6,935,428	96%	6,224,915	86%

TABLE6.Age-Appropriate Group (≥60 Years) Coverage as on 06/03/2022midnight

Table 6: Age appropriate group (≥ 60 years) coverage							
≥ 60 years Coverage as on 07/03/2022 at 12 AM							
District	Target	1st Dose Coverage	Percentage	2nd Dose Coverage	Percentage fully vaccinated	Precaution dose	%
Alappuzha	424565	428603	101%	398012	94%	53503	63%
Ernakulam	673885	675737	100%	617501	92%	57318	50%
Idukki	193981	194452	100%	172006	89%	11379	33%
Kannur	438602	444174	101%	410206	94%	44313	54%
Kasaragod	182460	181605	100%	159658	88%	22735	44%
Kollam	497558	499164	100%	451863	91%	54337	51%
Kottayam	418008	419325	100%	381371	91%	37524	55%
Kozhikode	526896	528710	100%	476685	90%	38938	42%
Malappuram	477642	487770	102%	431290	90%	26244	44%
Palakkad	437708	439481	100%	398785	91%	45009	58%
Pathanamthitta	311297	311927	100%	279270	90%	53608	58%
Thiruvananthapuram	630465	632458	100%	567414	90%	78100	53%
Thrissur	581781	587652	101%	554140	95%	53787	61%
Wayanad	128009	128250	100%	113973	89%	18264	37%
Grand Total	5922857	5,959,308	101%	5,412,174	91%	595,059	52%

TABLE 6. Age-Appropriate Group (18-44 Years) Coverage as on 06/03/2022 midnight

18-44 years Coverage as on 07/03/2022 at 12 AM					
District	Target	First Dose		2nd Dose Coverage	Percentage fully vaccinated*
		1st Dose Coverage	Percentage		
Alappuzha	744178	667978	90%	615646	83%
Ernakulam	1470864	1505461	102%	1196158	81%
Idukki	437537	418207	96%	324750	74%
Kannur	947964	961539	101%	800747	84%
Kasaragod	556876	499333	90%	396387	71%
Kollam	1054752	929686	88%	766177	73%
Kottayam	665544	653034	98%	550606	83%
Kozhikode	1313678	1215038	92%	929843	71%
Malappuram	1777378	1821930	103%	1329599	75%
Palakkad	1088327	1082304	99%	874488	80%
Pathanamthitta	460819	441933	96%	345945	75%
Thiruvananthapuram	1309099	1243783	95%	1032783	79%
Thrissur	1274465	1095018	86%	988785	78%
Wayanad	361152	353695	98%	295950	82%
Grand Total	13462633	12,888,939	96%	10,447,864	78%

*Among those who have taken first dose

TABLE 7. Age-Appropriate Group (15-17 Years) Coverage as on 06/03/2022 midnight

15-17 years Coverage as on 07/03/2022 at 12 AM					
District	Target	1st Dose Coverage	Percentage	2nd Dose Coverage	Percentage fully vaccinated
Alappuzha	80832	74929	93%	50818	63%
Ernakulam	172307	108263	63%	59510	35%
Idukki	51339	34341	67%	19670	38%
Kannur	97722	97055	99%	51887	53%
Kasaragod	60496	47452	78%	21616	36%
Kollam	105234	92588	88%	49017	47%
Kottayam	85400	62735	73%	35698	42%
Kozhikode	143028	102993	72%	38325	27%
Malappuram	241212	172967	72%	45223	19%
Palakkad	132742	110603	83%	50974	38%
Pathanamthitta	48854	38147	78%	24120	49%
Thiruvananthapuram	145238	96219	66%	46042	32%
Thrissur	123540	118803	96%	74261	60%
Wayanad	29245	33757	115%	16481	56%
Grand Total	1,517,189	1,190,852	78%	583,642	38%

TABLE 8. State Summary (18+) as on 06/03/2022 midnight

State Summary (18+) 07-03-2022 at 12 AM							
District	Target	First Dose	Percentage	Second Dose	Percentage*	Precaution Dose	Percentage
Alappuzha	1704179	1603328	94%	1489925	87%	76945	57%
Ernakulam	2954098	3104705	105%	2636885	89%	100726	47%
Idukki	869082	896047	103%	748851	86%	20877	35%
Kannur	1913861	2002875	105%	1763820	92%	70985	49%
Kasaragod	992363	969156	98%	811996	82%	32635	42%
Kollam	2093511	2066682	99%	1788213	85%	76183	48%
Kottayam	1562022	1557038	100%	1369813	88%	61797	51%
Kozhikode	2499523	2505829	100%	2082440	83%	61820	37%
Malappuram	2988358	3130685	105%	2474245	83%	52153	42%
Palakkad	2140261	2151304	101%	1844250	86%	72486	53%
Pathanamthitta	1036488	1090026	105%	923149	89%	69799	54%
Thiruvananthapuram	2675400	2703644	101%	2342765	88%	118599	49%
Thrissur	2545664	2439932	96%	2251177	88%	92588	58%
Wayanad	659698	690033	105%	603100	91%	27770	38%
Grand Total	2,66,34,508	26,911,284	101%	23,130,629	87%	935,363	48%

*Revised target population(> 18 years) as per MOHFW is 2.67 crores
*As per letter from Additional Secretary MOHFW- D O No 2317579/2021/Imm dated 15/09/2021

TABLE 9. Achievement for the day 06/03/2022 midnight

Daily achievement 07-03-2022				
District	First Dose	Second Dose	Precaution dose	Total Doses Administered
Alappuzha	2	18	7	27
Ernakulam	205	1574	462	2241
Idukki	0	0	0	0
Kannur	10	12	3	25
Kasaragod	7	77	9	93
Kollam	12	40	11	63
Kottayam	0	0	0	0
Kozhikode	4	7	2	13
Malappuram	57	357	5	419
Palakkad	0	2	0	2
Pathanamthitta	0	0	0	0
Thiruvananthapuram	7	32	34	73
Thrissur	3	42	23	68
Wayanad	0	0	0	0
Grand Total	307	2161	556	3024

** Vaccine stock details couldn't be downloaded from e-VIN portal as the portal is down.

TABLE9.COVID Vaccination related sites

support@cowin.gov.in https://www.cowin.gov.in/home https://dashboard.kerala.gov.in/ https://dhs.kerala.gov.in/https://aogyakeralam.gov.in/https://sha.kerala.gov.in/

TABLE10.COVID Vaccination related Helpline numbers

National/State/District	Line1	Line2	Line3
National Helpline	1075	+91 1123978046	0120 4473222
Disha	1056	04712552056	
StateCallCenter	04712309251	04712309252	04712309255
Thiruvananthapuram	9188610100	1077	
Kollam	04742797609	8589015556	
Pathanamthitta	04682222515	04682228220	
Alappuzha	04772239999		
Kottayam	04812565200	04812304800	04812581900
Idukki	18004255640	04862232220	04862233118
Ernakulam	9072303861		
Thrissur	9400066921	9400066922	9400066923
Palakkad	04912505264	04912505189	8943341439
Malappuram	04832733253	04832737858	04832733252
Kozhikode	7594001442		
Wayanad	04936202343	04936202375	9072510900
Kannur	04972700194		
Kasargod	9061076590	9061079244	9061078026