



**COVID-19 OUTBREAK CONTROL AND PREVENTION STATE  
CELL HEALTH & FAMILY WELFARE DEPARTMENT  
Govt of Kerala  
[www.health.kerala.gov.in](http://www.health.kerala.gov.in)**

[www.dhs.kerala.gov.in](http://www.dhs.kerala.gov.in)

[controlroomdhskerala@gmail.com](mailto:controlroomdhskerala@gmail.com)

**KeralaHEALTH-COVID-19 DAILY VACCINATION BULLETIN**

**Date: 07/03/2022**

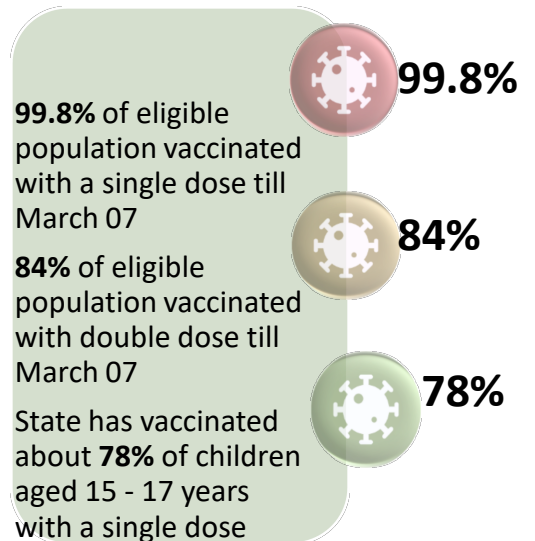
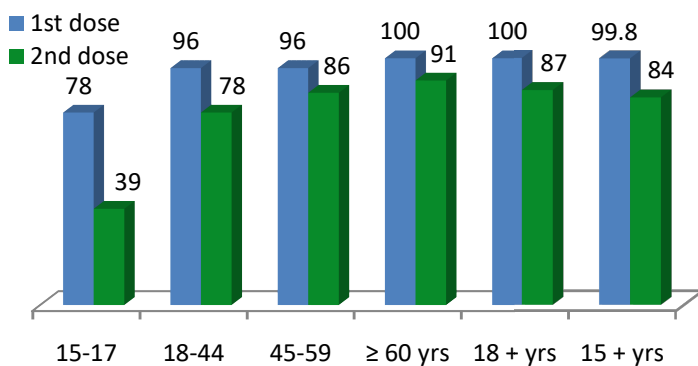
**OUR HEALTH OUR RESPONSIBILITY  
VACCINE ADVISORY**

- *People who are vaccinated with Covid Vaccine are reported to have reduced Covid related ICU admissions, serious disease and death.*
- *Early vaccination is useful to safeguard our life from this deadly disease.*
- *Vaccination sessions are planned as per the availability of vaccine. All are requested to cooperate.*
- *After receiving the first dose, second dose of Covishield vaccine is taken between 12–16 weeks and second dose of Covaxin between 4-6 weeks.*
- *Covid vaccination is currently available to all above the age of 18.*
- *Vaccination is available free of cost in all Government covid vaccination centers, and at a nominal rate (as per the GoI order F.No.2079203/2021/Immunization) in selected private Hospitals.*
- **ENSURE ALL YOUR ELIGIBLE FAMILY MEMBERS ARE PROTECTED BY RECEIVING ANY OF THE AVAILABLE COVID VACCINE.**
- **“BOTH COVAXIN AND COVISHIELD ARE EQUALLY EFFECTIVE AND SAFE”**
- **“BE FULLY PROTECTED – GET THE SECOND DOSE AT YOUR SCHEDULED TIME”**

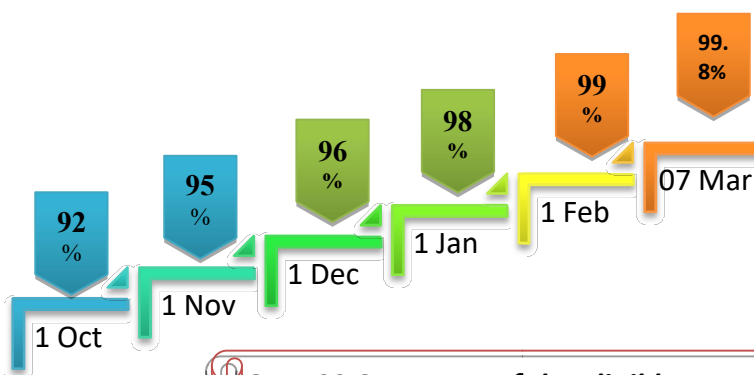
## ANALYSIS

COVID-19 mass vaccinations are showing signs of preventing illness and steep decline in cases and hospital admissions in countries which done vaccination. Kerala started its vaccination for health care workers from January 16, 2021. The COVID-19 Vaccines Operational Guidelines issued by the Ministry of Health and Family Welfare, Govt. of India, 28th December 2020 and all subsequent Guidelines issued by Ministry of Health and Family Welfare, Govt of India are followed at the sites and all vaccination lanes

### Summary of COVID Vaccine Administered as on 07-03-2022 midnight



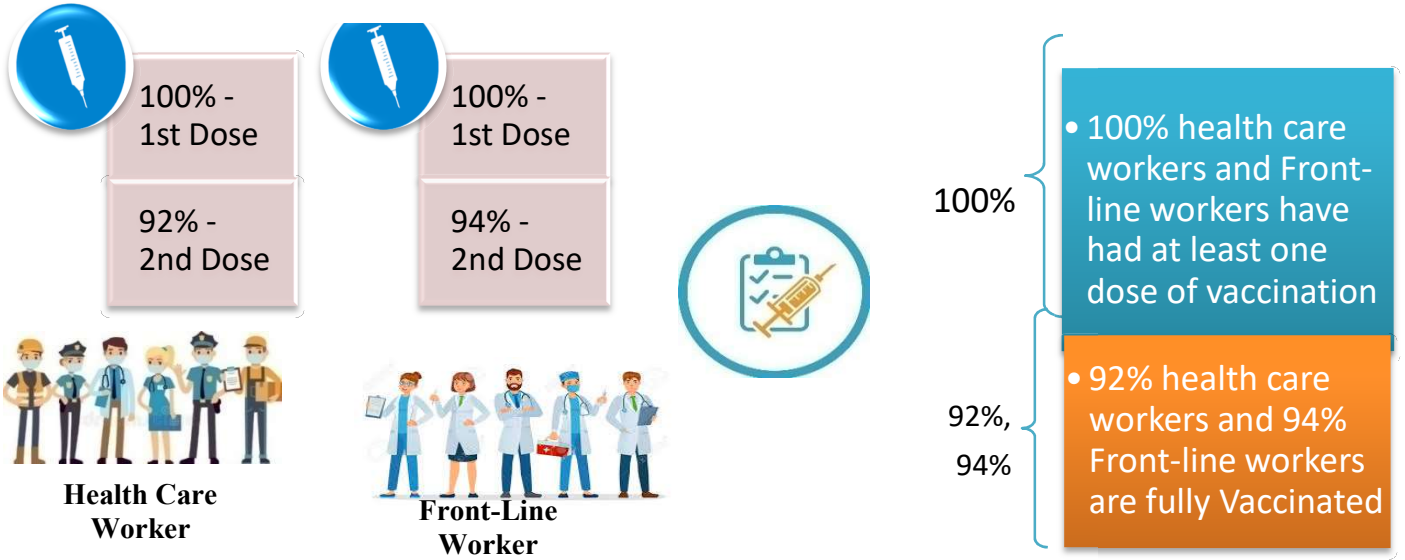
### Time Line of Vaccination Coverage



Kerala began administration of COVID 19 Vaccines on 16<sup>th</sup> January, 2021. As of 07<sup>th</sup> March 2022, Kerala has administered over 52 million doses overall, including first and second doses of vaccines.


**Over 99.8 per cent of the eligible population (15 + years) in Kerala has been administered the first dose of the Covid-19 vaccine. The state has achieved the target within 425 days since the beginning of the vaccination drive on January 16, 2021**

# Health Care Workers & Front-line Workers Vaccinated



## Are You Vaccinated? You Still Need to Practice: SMS

- Even after vaccination, follow COVID appropriate behavior
- Practice Social Distancing and greet without physical contact
- Always wear clean face mask
- Wash your hands thoroughly and frequently or use hand sanitizer
- Follow the current COVID 19 guidelines to prevent further spread
- Stay Safe. Stay Strong. Get Vaccinated



Even After Getting Vaccinated Keep Taking Precautions to Protect Your Self



**GET VACCINATED**



**WASH YOUR HANDS**



**WEAR A MASK**



**KEEP YOUR DISTANCE**

# The Race Towards Full Vaccination - Weekly Trend

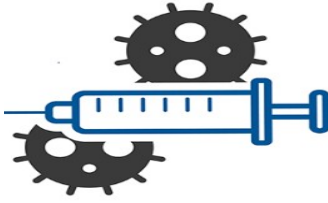
26<sup>th</sup>Feb– 4<sup>th</sup>Mar, 2022

Kerala Administered over

# 1.29 Lakh

COVID Vaccine Doses

in the last 7 days  
(26<sup>th</sup>Feb to 4<sup>th</sup> Mar)



From 26<sup>th</sup>Feb to 4<sup>th</sup> Mar, 2022 on average

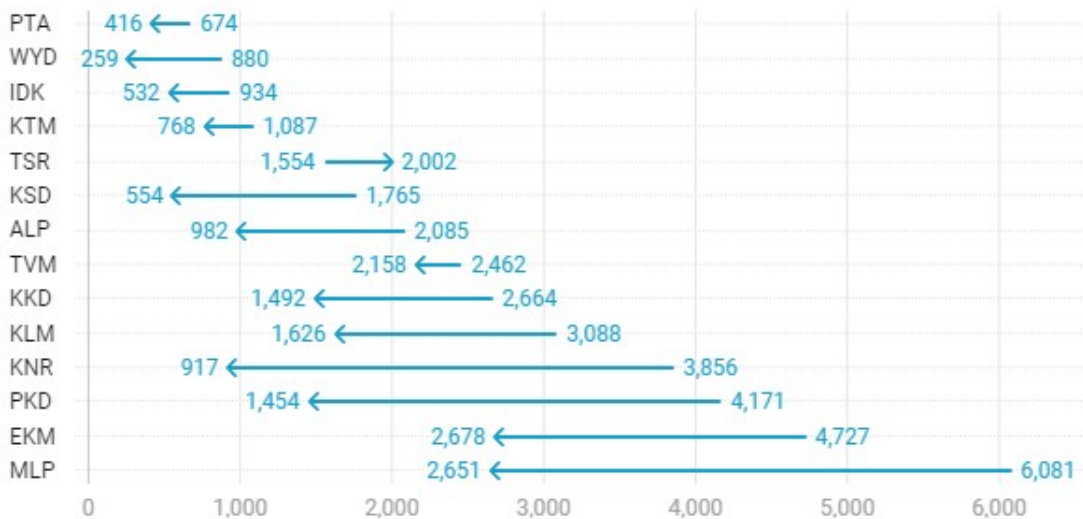
# 0.18 lakh

 doses were administered daily.

Average Doses Administered Per day per week (in 1000)



Trend in average per day vaccination for the last two weeks



# Race Against Time – Vaccination Quarterly Status

(Q1:16<sup>th</sup> Jan-Mar, Q2: Apr-June, Q3: July-Sep, Q4: Oct - Dec)

## Daily Average Doses Administered per Quarter

In the first Quarter, only 42201 first doses and 5324 second doses were administered daily on average. During the second, third and fourth quarters, the daily vaccination of the first and second doses increased significantly.



## Vaccination Achievement per Quarter

In the third quarter of the immunization drive, 52% of the eligible population (18 + age) in Kerala were given the first dose and 29% the second dose.

## Dose Progression

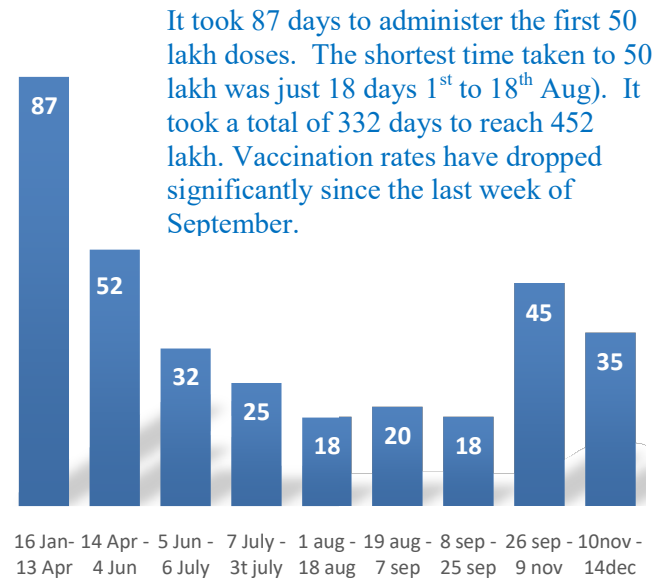
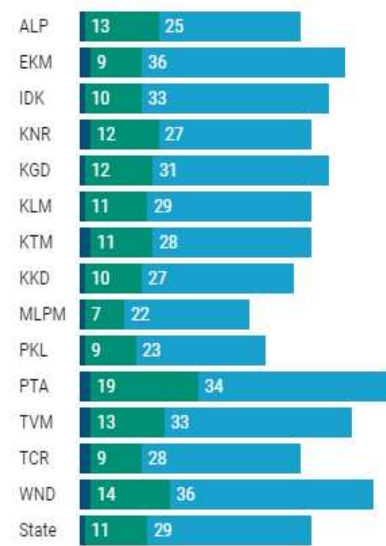
The chart shows the days taken for total COVID-19 Vaccination doses (both first and second) in Kerala to cross every 50 lakh dose mark

■ Q1 ■ Q2 ■ Q3

### First Dose



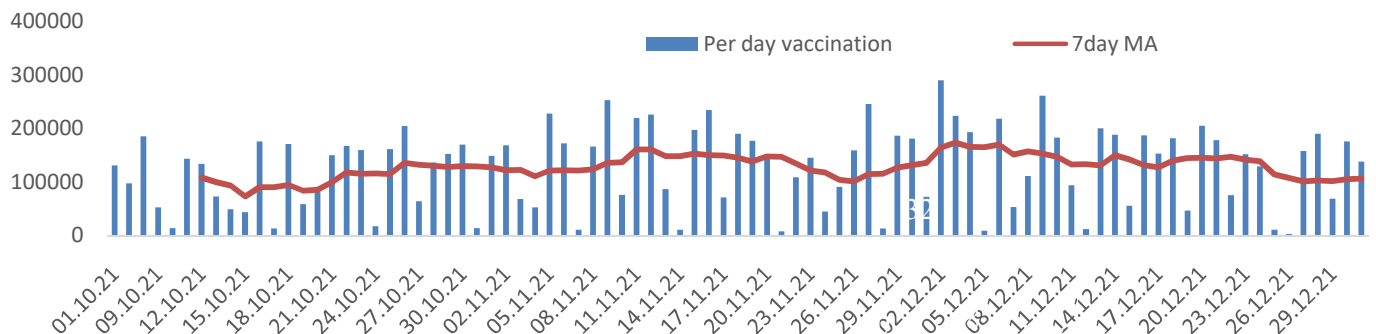
### Second Dose



It took 87 days to administer the first 50 lakh doses. The shortest time taken to 50 lakh was just 18 days 1<sup>st</sup> to 18<sup>th</sup> Aug). It took a total of 332 days to reach 452 lakh. Vaccination rates have dropped significantly since the last week of September.

## Vaccine Administered per Day and 7 days Moving Average in Last Quarter (Oct -Dec)

The seven-day moving average of daily doses in the last quarter showed a peak on December 2<sup>nd</sup> and continued to fluctuate thereafter



## Important Message to the Public

- a. *Infection or infection rate is only a part and disease manifestation of disease is to be monitored*
- b. *Fatality among vaccinated people is very less. Disease severity among vaccinated people is less.*
- c. *People with comorbidity should be careful. Once detected covid positive they should get admitted and do not stay at home.*
- d. *Death among non-vaccinated people, especially people with comorbidity is because of late arrival in hospitals*
- e. *Diabetes and Hypertension together is the most common cause of patient death if they arrive late.*
- f. *Vaccinated people, only if symptomatic are advised to consult Doctor.*
- g. *Non Vaccinated people, if symptomatic, may do RTPCR test*
- h. *Antigen testing is only for emergency purpose*
- i. *Non vaccinated people with co-morbidities to do testing by RTPCR and consult doctor*
- j. *Repeat RTPCR is not needed among the people who are detected COVID positive in the previous 2 months*
- k. *All young person detected positive and at home isolation should do glucose test*

TABLE1.Total Vaccination done in the State as on 07/03/2022 midnight

State Summary (15+ years)-Total doses administered till 08/3/2022 at 12 AM								
District	Target	First Dose	Percent age	Second Dose	Percentage*	Precaution Dose	Percentage	Total doses administered
Alappuzha	1785011	1678406	94%	1542778	86%	77270	57%	3,298,454
Ernakulam	3126405	3213425	103%	2699175	86%	101664	47%	6,014,264
Idukki	920421	930521	101%	769662	84%	21078	35%	1,721,261
Kannur	2011583	2100489	104%	1821511	91%	71455	49%	3,993,455
Kasaragod	1052859	1016799	97%	834339	79%	32847	42%	1,883,985
Kollam	2198745	2159623	98%	1840678	84%	76814	48%	4,077,115
Kottayam	1647422	1619881	98%	1406480	85%	62209	51%	3,088,570
Kozhikode	2642551	2609232	99%	2123891	80%	62295	37%	4,795,418
Malappuram	3229570	3304629	102%	2526281	78%	52477	41%	5,883,387
Palakkad	2273003	2262305	100%	1899854	84%	72862	53%	4,235,021
Pathanamthitta	1085342	1128229	104%	947770	87%	70061	54%	2,146,060
Thiruvananthapuram	2820638	2800030	99%	2389855	85%	119151	49%	5,309,036
Thrissur	2669204	2558944	96%	2327658	87%	92968	59%	4,979,570
Wayanad	688943	723864	105%	620329	90%	28000	38%	1,372,193
<b>Grand Total</b>	<b>28,151,697</b>	<b>28,106,377</b>	<b>99.8%</b>	<b>23,750,261</b>	<b>84%</b>	<b>941,151</b>	<b>48%</b>	<b>52,797,789</b>

TABLE2.Covid-19Vaccination Center Functional in the State as on 07/03/2022 midnight

<i>DISTRICTS</i>	15+	18+	Total
Alappuzha	85	91	176
Ernakulam	4	170	174
Idukki	8	30	38
Kannur	26	27	53
Kasaragod	2	47	49
Kollam	28	64	92
Kottayam	7	74	81
Kozhikode	4	105	109
Malappuram	35	74	109
Palakkad	1	46	47
Pathanamthitta	24	37	61
Thiruvananthapuram	2	132	134
Thrissur	38	130	168
Wayanad	18	36	54
<b>GrandTotal</b>	<b>282</b>	<b>1063</b>	<b>1345</b>

TABLE3. Health Care Workers Coverage as on 07/03/2022 midnight

<b>DISTRICT</b>	<b>1st DOSE</b>	<b>2nd Dose</b>	<b>% fully vaccinated</b>	<b>Precaution dose</b>	<b>Precaution dose (%) *</b>
<b>Alappuzha</b>	29018	27193	94%	12012	55%
<b>Ernakulam</b>	85565	75685	88%	27859	45%
<b>Idukki</b>	13552	12985	96%	4920	48%
<b>Kannur</b>	40387	37469	93%	16353	53%
<b>Kasaragod</b>	11610	10798	93%	4338	50%
<b>Kollam</b>	36032	33768	94%	13224	50%
<b>Kottayam</b>	38706	36241	94%	14750	52%
<b>Kozhikode</b>	52733	47889	91%	15557	42%
<b>Malappuram</b>	44832	41933	94%	15190	52%
<b>Palakkad</b>	34673	31977	92%	13918	54%
<b>Pathanamthitta</b>	29334	25041	85%	10327	51%
<b>Thiruvananthapuram</b>	73421	66279	90%	23329	44%
<b>Thrissur</b>	51909	49131	95%	23568	59%
<b>Wayanad</b>	13977	13275	95%	5899	52%
<b>Grand Total</b>	<b>555749</b>	<b>509664</b>	<b>92%</b>	<b>201244</b>	<b>50%</b>

1st Dose coverage for HCW is 100%

\*Proportion of beneficiaries who are eligible ( completed 9 months after 2nd dose )

TABLE4. Frontline workers Coverage as on 07/03/2022 midnight

<b>DISTRICT</b>	<b>1st dose</b>	<b>2nd Dose</b>	<b>% fully vaccinated</b>	<b>Precaution dose</b>	<b>Precaution dose(%) *</b>
<b>Alappuzha</b>	39125	36714	94%	11479	40%
<b>Ernakulam</b>	54931	50290	92%	15924	41%
<b>Idukki</b>	22992	21314	93%	4604	29%
<b>Kannur</b>	41380	39935	97%	10433	33%
<b>Kasaragod</b>	24615	22441	91%	5594	31%
<b>Kollam</b>	42235	38776	92%	8727	32%
<b>Kottayam</b>	32139	30572	95%	9598	39%
<b>Kozhikode</b>	55272	52508	95%	7396	19%
<b>Malappuram</b>	53913	51225	95%	10781	29%
<b>Palakkad</b>	48096	45491	95%	13626	39%
<b>Pathanamthitta</b>	25249	22504	89%	5923	34%
<b>Thiruvananthapuram</b>	72993	67516	92%	17311	39%
<b>Thrissur</b>	41904	40707	97%	15283	50%
<b>Wayanad</b>	17020	16081	94%	3643	28%
<b>Grand Total</b>	<b>571864</b>	<b>536074</b>	<b>94%</b>	<b>140322</b>	<b>35%</b>

1st Dose coverage for FLW is 100%

\*Proportion of beneficiaries who are eligible ( completed 9 months after 2nd dose )



TABLE5.Age-Appropriate Group (45-59 Years) Coverage as on 07/03/2022 midnight

<b>Table 5: Age appropriate group (45-59 years) coverage</b>					
<b>45-59 years Coverage as on 08/03/2022 at 12 AM</b>					
<b>District</b>	<b>Target</b>	<b>1st Dose Coverage</b>	<b>Percentage</b>	<b>2nd Dose Coverage</b>	<b>Percentage fully vaccinated</b>
Alappuzha	535436	438617	82%	412509	77%
Ernakulam	809349	783047	97%	697615	86%
Idukki	237564	246849	104%	217889	92%
Kannur	527295	515408	98%	475628	90%
Kasaragod	253027	252004	100%	222788	88%
Kollam	541201	559599	103%	497941	92%
Kottayam	478470	413844	86%	371186	78%
Kozhikode	658949	654115	99%	575928	87%
Malappuram	733338	722277	98%	620570	85%
Palakkad	614226	546770	89%	493787	80%
Pathanamthitta	264372	281587	107%	250432	95%
Thiruvananthapuram	735836	681011	93%	608940	83%
Thrissur	689418	663470	96%	618708	90%
Wayanad	170537	177094	104%	163859	96%
<b>Grand Total</b>	<b>7249018</b>	<b>6,935,692</b>	<b>96%</b>	<b>6,227,780</b>	<b>86%</b>

TABLE6.Age-Appropriate Group (≥60 Years) Coverage as on 07/03/2022midnight

<b>Table 6: Age appropriate group (≥ 60 years) coverage</b>							
<b>≥ 60 years Coverage as on 08/03/2022 at 12 AM</b>							
<b>District</b>	<b>Target</b>	<b>1st Dose Coverage</b>	<b>Percentage</b>	<b>2nd Dose Coverage</b>	<b>Percentage fully vaccinated</b>	<b>Precaution dose</b>	<b>%</b>
Alappuzha	424565	428616	101%	398105	94%	53779	63%
Ernakulam	673885	675756	100%	617680	92%	57881	50%
Idukki	193981	194458	100%	172072	89%	11554	34%
Kannur	438602	444184	101%	410276	94%	44669	54%
Kasaragod	182460	181608	100%	159692	88%	22915	44%
Kollam	497558	499178	100%	452039	91%	54863	52%
Kottayam	418008	419333	100%	381450	91%	37861	56%
Kozhikode	526896	528732	100%	476869	91%	39342	42%
Malappuram	477642	487779	102%	431425	90%	26506	44%
Palakkad	437708	439492	100%	398882	91%	45318	59%
Pathanamthitta	311297	311929	100%	279289	90%	53811	58%
Thiruvananthapuram	630465	632473	100%	567541	90%	78511	53%
Thrissur	581781	587656	101%	554263	95%	54117	61%
Wayanad	128009	128256	100%	113999	89%	18458	37%
<b>Grand Total</b>	<b>5922857</b>	<b>5,959,450</b>	<b>101%</b>	<b>5,413,582</b>	<b>91%</b>	<b>599,585</b>	<b>52%</b>

TABLE 6. Age-Appropriate Group (18-44 Years) Coverage as on 07/03/2022 midnight

18-44 years Coverage as on 08/03/2022 at 12 AM					
District	Target	First Dose		2nd Dose Coverage	Percentage fully vaccinated*
		1st Dose Coverage	Percentage		
Alappuzha	744178	668033	90%	616484	83%
Ernakulam	1470864	1505690	102%	1197800	81%
Idukki	437537	418273	96%	325204	74%
Kannur	947964	961699	101%	802380	85%
Kasaragod	556876	499430	90%	396840	71%
Kollam	1054752	929847	88%	767472	73%
Kottayam	665544	653096	98%	551147	83%
Kozhikode	1313678	1215284	93%	931702	71%
Malappuram	1777378	1822332	103%	1332486	75%
Palakkad	1088327	1082492	99%	876431	81%
Pathanamthitta	460819	441960	96%	346156	75%
Thiruvananthapuram	1309099	1243895	95%	1033470	79%
Thrissur	1274465	1095123	86%	989826	78%
Wayanad	361152	353725	98%	296281	82%
<b>Grand Total</b>	<b>13462633</b>	<b>12,890,879</b>	<b>96%</b>	<b>10,463,679</b>	<b>78%</b>

\*Among those who have taken first dose

TABLE 7. Age-Appropriate Group (15-17 Years) Coverage as on 07/03/2022 midnight

15-17 years Coverage as on 08/03/2022 at 12 AM					
District	Target	1st Dose Coverage	Percentage	2nd Dose Coverage	Percentage fully vaccinated
Alappuzha	80832	74997	93%	51773	64%
Ernakulam	172307	108436	63%	60105	35%
Idukki	51339	34397	67%	20198	39%
Kannur	97722	97431	100%	55823	57%
Kasaragod	60496	47532	79%	21780	36%
Kollam	105234	92732	88%	50682	48%
Kottayam	85400	62763	73%	35884	42%
Kozhikode	143028	103096	72%	38995	27%
Malappuram	241212	173496	72%	48642	20%
Palakkad	132742	110782	83%	53286	40%
Pathanamthitta	48854	38170	78%	24348	50%
Thiruvananthapuram	145238	96237	66%	46109	32%
Thrissur	123540	118882	96%	75023	61%
Wayanad	29245	33792	116%	16834	58%
<b>Grand Total</b>	<b>1,517,189</b>	<b>1,192,743</b>	<b>78%</b>	<b>599,482</b>	<b>39%</b>

TABLE 8. State Summary (18+) as on 07/03/2022 midnight

State Summary (18+) 08-03-2022 at 12 AM							
District	Target	First Dose	Percentage	Second Dose	Percentage*	Precaution Dose	Percentage
Alappuzha	1704179	1603409	94%	1491005	87%	77270	57%
Ernakulam	2954098	3104989	105%	2639070	89%	101664	47%
Idukki	869082	896124	103%	749464	86%	21078	35%
Kannur	1913861	2003058	105%	1765688	92%	71455	49%
Kasaragod	992363	969267	98%	812559	82%	32847	42%
Kollam	2093511	2066891	99%	1789996	86%	76814	48%
Kottayam	1562022	1557118	100%	1370596	88%	62209	51%
Kozhikode	2499523	2506136	100%	2084896	83%	62295	37%
Malappuram	2988358	3131133	105%	2477639	83%	52477	41%
Palakkad	2140261	2151523	101%	1846568	86%	72862	53%
Pathanamthitta	1036488	1090059	105%	923422	89%	70061	54%
Thiruvananthapuram	2675400	2703793	101%	2343746	88%	119151	49%
Thrissur	2545664	2440062	96%	2252635	88%	92968	59%
Wayanad	659698	690072	105%	603495	91%	28000	38%
<b>Grand Total</b>	<b>2,66,34,508</b>	<b>26,913,634</b>	<b>101%</b>	<b>23,150,779</b>	<b>87%</b>	<b>941,151</b>	<b>48%</b>

\*Revised target population(> 18 years) as per MOHFW is 2.67 crores  
 \*As per letter from Additional Secretary MOHFW- D O No 2317579/2021/Imm dated 15/09/2021

TABLE 9. Achievement for the day 07/03/2022 midnight

Daily achievement 08-03-2022				
District	First Dose	Second Dose	Precaution dose	Total Doses Administered
Alappuzha	148	2020	318	2486
Ernakulam	455	2756	926	4137
Idukki	133	1141	201	1475
Kannur	554	5802	469	6825
Kasaragod	191	727	212	1130
Kollam	341	3393	618	4352
Kottayam	104	952	410	1466
Kozhikode	410	3123	474	4007
Malappuram	951	6679	324	7954
Palakkad	398	4628	374	5400
Pathanamthitta	56	501	262	819
Thiruvananthapuram	167	1047	551	1765
Thrissur	210	2209	380	2799
Wayanad	74	748	230	1052
<b>Grand Total</b>	<b>4192</b>	<b>35726</b>	<b>5749</b>	<b>45667</b>

\*\* Vaccine stock details couldn't be downloaded from e-VIN portal as the portal is down.

TABLE9.COVID Vaccination related sites

<a href="mailto:support@cowin.gov.in">support@cowin.gov.in</a> <a href="https://www.cowin.gov.in/home">https://www.cowin.gov.in/home</a> <a href="https://dashboard.kerala.gov.in/">https://dashboard.kerala.gov.in/</a> <a href="https://dhs.kerala.gov.in/https://aogyakeralam.gov.in/https://sha.kerala.gov.in/">https://dhs.kerala.gov.in/https://aogyakeralam.gov.in/https://sha.kerala.gov.in/</a>
---

TABLE10.COVID Vaccination related Helpline numbers

National/State/District	Line1	Line2	Line3
National Helpline	1075	+91 1123978046	0120 4473222
Disha	1056	04712552056	
StateCallCenter	04712309251	04712309252	04712309255
Thiruvananthapuram	9188610100	1077	
Kollam	04742797609	8589015556	
Pathanamthitta	04682222515	04682228220	
Alappuzha	04772239999		
Kottayam	04812565200	04812304800	04812581900
Idukki	18004255640	04862232220	04862233118
Ernakulam	9072303861		
Thrissur	9400066921	9400066922	9400066923
Palakkad	04912505264	04912505189	8943341439
Malappuram	04832733253	04832737858	04832733252
Kozhikode	7594001442		
Wayanad	04936202343	04936202375	9072510900
Kannur	04972700194		
Kasargod	9061076590	9061079244	9061078026