



കേരള സർക്കാർ

COVID-19 OUTBREAK CONTROL AND PREVENTION STATE
CELL HEALTH & FAMILY WELFARE DEPARTMENT
Govt of Kerala
www.health.kerala.gov.in

www.dhs.kerala.gov.in

controlroomdhskerala@gmail.com

KeralaHEALTH-COVID-19 DAILY VACCINATION BULLETIN

Date: 09/03/2022

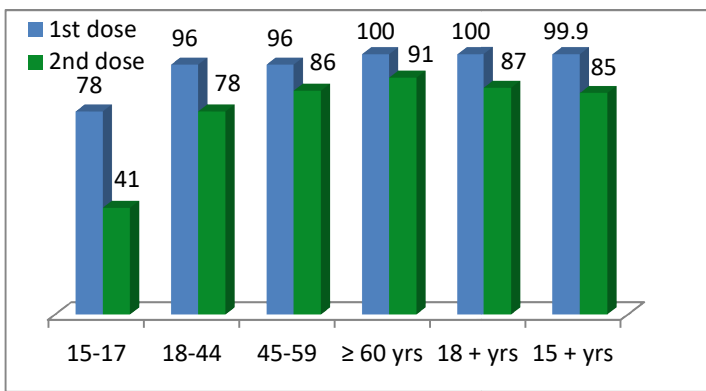
**OUR HEALTH OUR RESPONSIBILITY
VACCINE ADVISORY**

- *People who are vaccinated with Covid Vaccine are reported to have reduced Covid related ICU admissions, serious disease and death.*
- *Early vaccination is useful to safeguard our life from this deadly disease.*
- *Vaccination sessions are planned as per the availability of vaccine. All are requested to cooperate.*
- *After receiving the first dose, second dose of Covishield vaccine is taken between 12–16 weeks and second dose of Covaxin between 4–6 weeks.*
- *Covid vaccination is currently available to all above the age of 18*
- *Vaccination is available free of cost in all Government covid vaccination centers, and at a nominal rate (as per the GoI order F.No.2079203/2021/Immunization) in selected private Hospitals.*
- **ENSURE ALL YOUR ELIGIBLE FAMILY MEMBERS ARE PROTECTED BY RECEIVING ANY OF THE AVAILABLE COVID VACCINE.**
- **“BOTH COVAXIN AND COVISHIELD ARE EQUALLY EFFECTIVE AND SAFE”**
- **“BE FULLY PROTECTED – GET THE SECOND DOSE AT YOUR SCHEDULED TIME”**

ANALYSIS

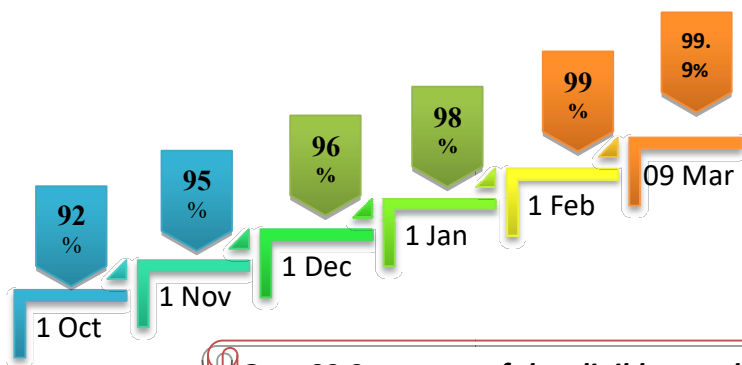
COVID-19 mass vaccinations are showing signs of preventing illness and steep decline in cases and hospital admissions in countries which done vaccination. Kerala started its vaccination for health care workers from January 16, 2021. The COVID-19 Vaccines Operational Guidelines issued by the Ministry of Health and Family Welfare, Govt. of India, 28th December 2020 and all subsequent Guidelines issued by Ministry of Health and Family Welfare, Govt of India are followed at the sites and all vaccination lanes

Summary of COVID Vaccine Administered as on 09-03-2022 midnight



- 99.9%**
99.8% of eligible population vaccinated with a single dose till March 09
- 85%**
85% of eligible population vaccinated with double dose till March 09
- 78%**
State has vaccinated about 78% of children aged 15 - 17 years with a single dose

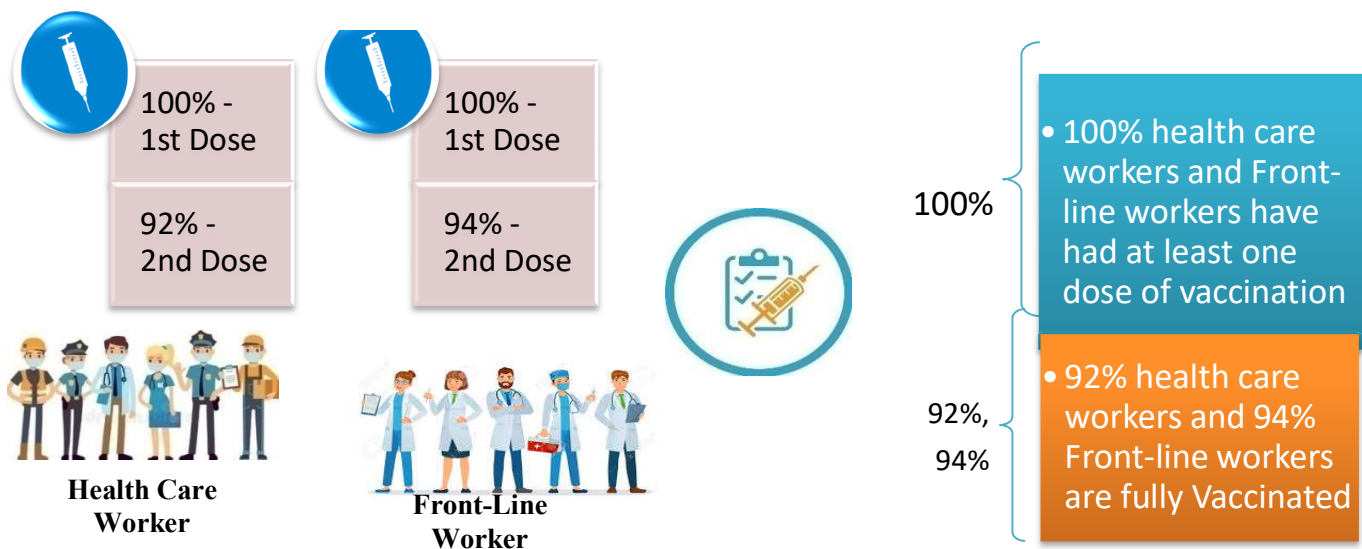
Time Line of Vaccination Coverage



Kerala began administration of COVID 19 Vaccines on 16th January, 2021. As of 09th March 2022, Kerala has administered over 52 million doses overall, including first and second doses of vaccines.


Over 99.9 per cent of the eligible population (15 + years) in Kerala has been administered the first dose of the Covid-19 vaccine. The state has achieved the target within 427 days since the beginning of the vaccination drive on January 16, 2021

Health Care Workers & Front-line Workers Vaccinated



Are You Vaccinated? You Still Need to Practice: SMS

- Even after vaccination, follow COVID appropriate behavior
- Practice Social Distancing and greet without physical contact
- Always wear clean face mask
- Wash your hands thoroughly and frequently or use hand sanitizer
- Follow the current COVID 19 guidelines to prevent further spread
- Stay Safe. Stay Strong. Get Vaccinated



Even After Getting Vaccinated Keep Taking Precautions to Protect Your Self



The Race Towards Full Vaccination - Weekly Trend

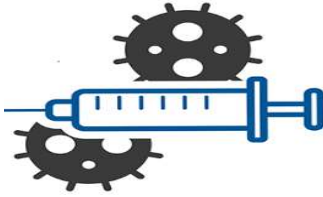
26thFeb– 4thMar, 2022

Kerala Administered over

1.29 Lakh

COVID Vaccine Doses

in the last 7 days
(26thFeb to 4th Mar)



From 26thFeb to 4th Mar, 2022 on average

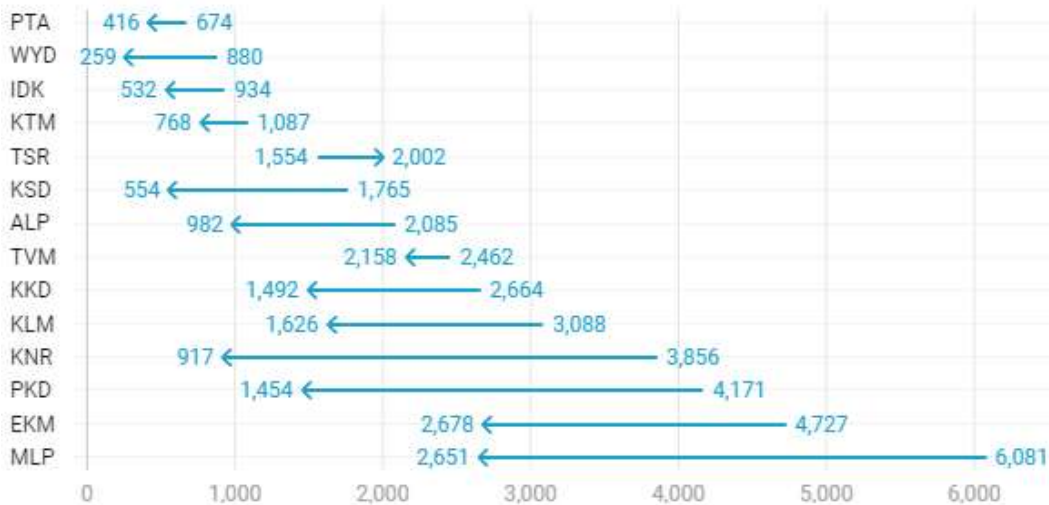
0.18 lakh

 doses were administered daily.

Average Doses Administered Per day per week (in 1000)



Trend in average per day vaccination for the last two weeks



Race Against Time – Vaccination Quarterly Status

(Q1:16th Jan-Mar, Q2: Apr-June, Q3: July-Sep, Q4: Oct - Dec)

Daily Average Doses Administered per Quarter

In the first Quarter, only 42201 first doses and 5324 second doses were administered daily on average. During the second, third and fourth quarters, the daily vaccination of the first and second doses increased significantly.



Vaccination Achievement per Quarter

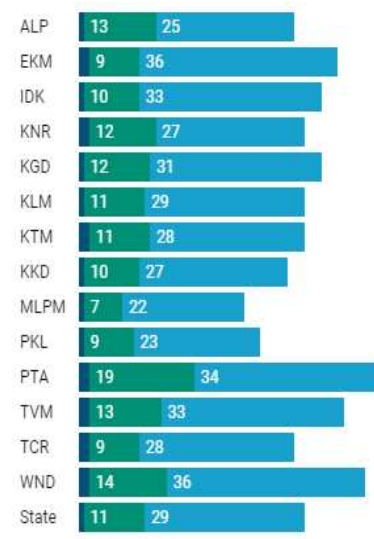
In the third quarter of the immunization drive, 52% of the eligible population (18 + age) in Kerala were given the first dose and 29% the second dose.

■ Q1 ■ Q2 ■ Q3

First Dose

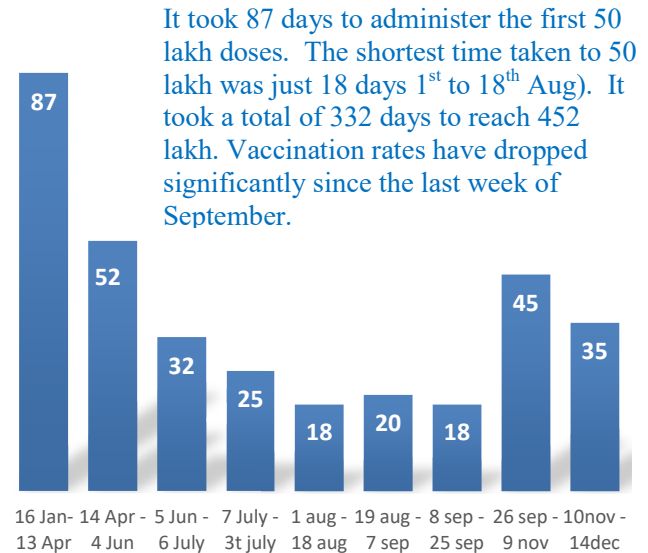


Second Dose



Dose Progression

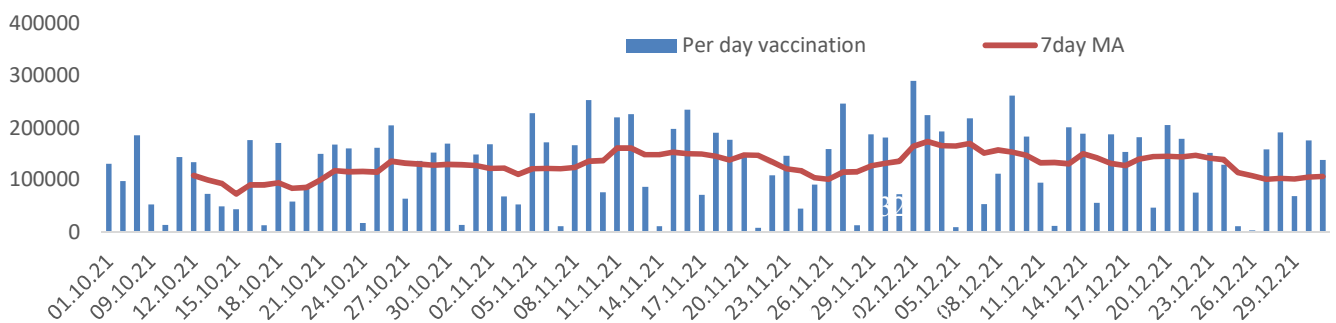
The chart shows the days taken for total COVID-19 Vaccination doses (both first and second) in Kerala to cross every 50 lakh dose mark



It took 87 days to administer the first 50 lakh doses. The shortest time taken to 50 lakh was just 18 days 1st to 18th Aug). It took a total of 332 days to reach 452 lakh. Vaccination rates have dropped significantly since the last week of September.

Vaccine Administered per Day and 7 days Moving Average in Last Quarter (Oct -Dec)

The seven-day moving average of daily doses in the last quarter showed a peak on December 2nd and continued to fluctuate thereafter



Important Message to the Public

- a. *Infection or infection rate is only a part and disease manifestation of disease is to be monitored*
- b. *Fatality among vaccinated people is very less. Disease severity among vaccinated people is less.*
- c. *People with comorbidity should be careful. Once detected covid positive they should get admitted and do not stay at home.*
- d. *Death among non-vaccinated people, especially people with comorbidity is because of late arrival in hospitals*
- e. *Diabetes and Hypertension together is the most common cause of patient death if they arrive late.*
- f. *Vaccinated people, only if symptomatic are advised to consult Doctor.*
- g. *Non Vaccinated people, if symptomatic, may do RTPCR test*
- h. *Antigen testing is only for emergency purpose*
- i. *Non vaccinated people with co-morbidities to do testing by RTPCR and consult doctor*
- j. *Repeat RTPCR is not needed among the people who are detected COVID positive in the previous 2 months*
- k. *All young person detected positive and at home isolation should do glucose test*

TABLE1.Total Vaccination done in the State as on 09/03/2022 midnight

State Summary (15+ years)-Total doses administered till 10/3/2022 at 12 AM								
District	Target	First Dose	Percent age	Second Dose	Percentage*	Precaution Dose	Percentage	Total doses administered
Alappuzha	1785011	1678510	94%	1543642	86%	77453	57%	32,99,605
Ernakulam	3126405	3213851	103%	2701845	86%	102836	47%	60,18,532
Idukki	920421	930686	101%	771726	84%	21184	35%	17,23,596
Kannur	2011583	2101114	104%	1826482	91%	72003	50%	39,99,599
Kasaragod	1052859	1017222	97%	837934	80%	32957	42%	18,88,113
Kollam	2198745	2160025	98%	1843801	84%	77295	48%	40,81,121
Kottayam	1647422	1619999	98%	1407558	85%	62744	51%	30,90,301
Kozhikode	2642551	2609816	99%	2127802	81%	62592	37%	48,00,210
Malappuram	3229570	3305947	102%	2535925	79%	52883	41%	58,94,755
Palakkad	2273003	2263126	100%	1909724	84%	73297	53%	42,46,147
Pathanamthitta	1085342	1128281	104%	948296	87%	70341	54%	21,46,918
Thiruvananthapuram	2820638	2800283	99%	2391663	85%	119901	49%	53,11,847
Thrissur	2669204	2559137	96%	2329899	87%	93642	58%	49,82,678
Wayanad	688943	723961	105%	621242	90%	28186	38%	13,73,389
Grand Total	28,151,697	2,81,11,958	99.9%	2,37,97,539	85%	9,47,314	48%	5,28,56,811

TABLE2.Covid-19Vaccination Center Functional in the State as on 09/03/2022 midnight

DISTRICTS	15+	18+	Total
Alappuzha	1	9	10
Ernakulam	1	50	51
Idukki	2	2	4
Kannur	2	6	8
Kasaragod	2	18	20
Kollam	4	13	17
Kottayam	1	10	11
Kozhikode	1	104	105
Malappuram	24	27	51
Palakkad	2	18	20
Pathanamthitta	0	6	6
Thiruvananthapuram	2	29	31
Thrissur	3	16	19
Wayanad	5	20	25
GrandTotal	50	328	378

TABLE3. Health Care Workers Coverage as on 09/03/2022 midnight

<i>DISTRICT</i>	<i>1st DOSE</i>	<i>2nd Dose</i>	<i>% fully vaccinated</i>	<i>Precaution dose</i>	<i>Precaution dose (%) *</i>
Alappuzha	29019	27195	94%	12037	56%
Ernakulam	85565	75698	88%	28187	45%
Idukki	13552	12985	96%	4942	48%
Kannur	40387	37471	93%	16408	54%
Kasaragod	11610	10799	93%	4343	50%
Kollam	36033	33773	94%	13298	51%
Kottayam	38706	36247	94%	14816	52%
Kozhikode	52733	47890	91%	15614	42%
Malappuram	44832	41937	94%	15240	52%
Palakkad	34673	31979	92%	13965	54%
Pathanamthitta	29334	25042	85%	10359	51%
Thiruvananthapuram	73421	66286	90%	23477	45%
Thrissur	51909	49132	95%	23672	59%
Wayanad	13977	13276	95%	5926	52%
Grand Total	555751	509710	92%	202284	50%

1st Dose coverage for HCW is 100%

*Proportion of beneficiaries who are eligible (completed 9 months after 2nd dose)

TABLE4. Frontline workers Coverage as on 09/03/2022 midnight

<i>DISTRICT</i>	<i>1st dose</i>	<i>2nd Dose</i>	<i>% fully vaccinated</i>	<i>Precaution dose</i>	<i>Precaution dose(%) *</i>
Alappuzha	39125	36715	94%	11494	40%
Ernakulam	54934	50293	92%	16135	42%
Idukki	22992	21314	93%	4616	29%
Kannur	41380	39936	97%	10492	34%
Kasaragod	24615	22444	91%	5603	31%
Kollam	42235	38776	92%	8754	32%
Kottayam	32139	30573	95%	9617	39%
Kozhikode	55272	52509	95%	7409	19%
Malappuram	53913	51227	95%	10848	29%
Palakkad	48096	45492	95%	13697	39%
Pathanamthitta	25249	22506	89%	5930	33%
Thiruvananthapuram	72993	67521	93%	17359	39%
Thrissur	41904	40708	97%	15306	50%
Wayanad	17020	16082	94%	3659	28%
GrandTotal	571867	536096	94%	140919	35%

1st Dose coverage for FLW is 100%

*Proportion of beneficiaries who are eligible (completed 9 months after 2nd dose)

TABLE5.Age-Appropriate Group (45-59 Years) Coverage as on 09/03/2022 midnight

Table 5: Age appropriate group (45-59 years) coverage					
45-59 years Coverage as on			10/03/2022	at 12 AM	
District	Target	1st Dose Coverage	Percentage	2nd Dose Coverage	Percentage fully vaccinated
Alappuzha	535436	438624	82%	412590	77%
Ernakulam	809349	783078	97%	697913	86%
Idukki	237564	246853	104%	217924	92%
Kannur	527295	515438	98%	475899	90%
Kasaragod	253027	252023	100%	222841	88%
Kollam	541201	559628	103%	498152	92%
Kottayam	478470	413857	86%	371338	78%
Kozhikode	658949	654137	99%	576069	87%
Malappuram	733338	722297	98%	620899	85%
Palakkad	614226	546802	89%	494098	80%
Pathanamthitta	264372	281592	107%	250470	95%
Thiruvananthapuram	735836	681036	93%	609201	83%
Thrissur	689418	663487	96%	618983	90%
Wayanad	170537	177096	104%	163884	96%
Grand Total	7249018	69,35,948	96%	62,30,261	86%

TABLE6.Age-Appropriate Group (≥60 Years) Coverage as on 09/03/2022midnight

Table 6: Age appropriate group (≥ 60 years) coverage							
≥ 60 years Coverage as on			10/03/2022	at 12 AM			
District	Target	1st Dose Coverage	Percentage	2nd Dose Coverage	Percentage fully vaccinated	Precaution dose	%
Alappuzha	424565	428628	101%	398171	94%	53922	63%
Ernakulam	673885	675788	100%	617830	92%	58514	50%
Idukki	193981	194461	100%	172106	89%	11626	33%
Kannur	438602	444191	101%	410374	94%	45103	54%
Kasaragod	182460	181611	100%	159718	88%	23011	44%
Kollam	497558	499189	100%	452139	91%	55243	52%
Kottayam	418008	419338	100%	381541	91%	38311	54%
Kozhikode	526896	528749	100%	476955	91%	39569	42%
Malappuram	477642	487789	102%	431545	90%	26795	44%
Palakkad	437708	439523	100%	399049	91%	45635	59%
Pathanamthitta	311297	311934	100%	279322	90%	54052	58%
Thiruvananthapuram	630465	632497	100%	567782	90%	79065	53%
Thrissur	581781	587666	101%	554409	95%	54664	60%
Wayanad	128009	128260	100%	114025	89%	18601	37%
Grand Total	5922857	59,59,624	101%	54,14,966	91%	6,04,111	52%

TABLE 6. Age-Appropriate Group (18-44Years) Coverage as on 09/03/2022 midnight

18-44 years Coverage as on 10/03/2022 at 12 AM					
District	Target	First Dose		2nd Dose Coverage	Percentage fully vaccinated*
		1st Dose Coverage	Percentage		
Alappuzha	744178	668075	90%	616847	83%
Ernakulam	1470864	1505911	102%	1199391	82%
Idukki	437537	418309	96%	325741	74%
Kannur	947964	961934	101%	804113	85%
Kasaragod	556876	499574	90%	397887	71%
Kollam	1054752	929951	88%	768593	73%
Kottayam	665544	653159	98%	551658	83%
Kozhikode	1313678	1215484	93%	932905	71%
Malappuram	1777378	1822755	103%	1335768	75%
Palakkad	1088327	1082787	99%	879270	81%
Pathanamthitta	460819	441990	96%	346393	75%
Thiruvananthapuram	1309099	1244052	95%	1034472	79%
Thrissur	1274465	1095212	86%	990862	78%
Wayanad	361152	353768	98%	296602	82%
Grand Total	13462633	1,28,92,961	96%	1,04,80,502	78%

*Among those who have taken first dose

TABLE 7. Age-Appropriate Group (15-17 Years) Coverage as on 09/03/2022 midnight

15-17 years Coverage as on 10/03/2022 at 12 AM					
District	Target	1st Dose Coverage	Percentage	2nd Dose Coverage	Percentage fully vaccinated
Alappuzha	80832	75039	93%	52124	64%
Ernakulam	172307	108575	63%	60720	35%
Idukki	51339	34519	67%	21656	42%
Kannur	97722	97784	100%	58689	60%
Kasaragod	60496	47789	79%	24245	40%
Kollam	105234	92989	88%	52368	50%
Kottayam	85400	62800	74%	36201	42%
Kozhikode	143028	103441	72%	41474	29%
Malappuram	241212	174361	72%	54549	23%
Palakkad	132742	111245	84%	59836	45%
Pathanamthitta	48854	38182	78%	24563	50%
Thiruvananthapuram	145238	96284	66%	46401	32%
Thrissur	123540	118959	96%	75805	61%
Wayanad	29245	33840	116%	17373	59%
Grand Total	1,517,189	11,95,807	78%	6,26,004	41%

TABLE 8. State Summary (18+) as on 09/03/2022 midnight

State Summary (18+) 10-03-2022							at 12 AM	
District	Target	First Dose	Percentage	Second Dose	Percentage*	Precaution Dose	Percentage	
Alappuzha	1704179	1603471	94%	1491518	88%	77453	57%	
Ernakulam	2954098	3105276	105%	2641125	89%	102836	47%	
Idukki	869082	896167	103%	750070	86%	21184	35%	
Kannur	1913861	2003330	105%	1767793	92%	72003	50%	
Kasaragod	992363	969433	98%	813689	82%	32957	42%	
Kollam	2093511	2067036	99%	1791433	86%	77295	48%	
Kottayam	1562022	1557199	100%	1371357	88%	62744	51%	
Kozhikode	2499523	2506375	100%	2086328	83%	62592	37%	
Malappuram	2988358	3131586	105%	2481376	83%	52883	41%	
Palakkad	2140261	2151881	101%	1849888	86%	73297	53%	
Pathanamthitta	1036488	1090099	105%	923733	89%	70341	54%	
Thiruvananthapuram	2675400	2703999	101%	2345262	88%	119901	49%	
Thrissur	2545664	2440178	96%	2254094	89%	93642	58%	
Wayanad	659698	690121	105%	603869	92%	28186	38%	
Grand Total	2,66,34,508	2,69,16,151	101%	2,31,71,535	87%	9,47,314	48%	

*Revised target population(> 18 years) as per MOHFW is 2.67 crores

*As per letter from Additional Secretary MOHFW- D O No 2317579/2021/Imm dated 15/09/2021

TABLE 9. Achievement for the day 09/03/2022 midnight

Daily achievement 10-03-2022				
District	First Dose	Second Dose	Precaution dose	Total Doses Administered
Alappuzha	37	194	59	290
Ernakulam	130	570	302	1002
Idukki	9	56	5	70
Kannur	51	445	22	518
Kasaragod	73	706	43	822
Kollam	191	1129	65	1385
Kottayam	3	22	69	94
Kozhikode	156	963	125	1244
Malappuram	603	4347	145	5095
Palakkad	84	1592	91	1767
Pathanamthitta	6	14	19	39
Thiruvananthapuram	78	582	156	816
Thrissur	14	82	113	209
Wayanad	40	352	76	468
Grand Total	1475	11054	1290	13819

** Vaccine stock details couldn't be downloaded from e-VIN portal as the portal is down.

TABLE9.COVID Vaccination related sites

support@cowin.gov.in https://www.cowin.gov.in/home https://dashboard.kerala.gov.in/ https://dhs.kerala.gov.in/https://aogyakeralam.gov.in/https://sha.kerala.gov.in/

TABLE10.COVID Vaccination related Helpline numbers

National/State/District	Line1	Line2	Line3
National Helpline	1075	+91 1123978046	0120 4473222
Disha	1056	04712552056	
StateCallCenter	04712309251	04712309252	04712309255
Thiruvananthapuram	9188610100	1077	
Kollam	04742797609	8589015556	
Pathanamthitta	04682222515	04682228220	
Alappuzha	04772239999		
Kottayam	04812565200	04812304800	04812581900
Idukki	18004255640	04862232220	04862233118
Ernakulam	9072303861		
Thrissur	9400066921	9400066922	9400066923
Palakkad	04912505264	04912505189	8943341439
Malappuram	04832733253	04832737858	04832733252
Kozhikode	7594001442		
Wayanad	04936202343	04936202375	9072510900
Kannur	04972700194		
Kasargod	9061076590	9061079244	9061078026