



**COVID-19 OUTBREAK CONTROL AND PREVENTION STATE  
CELL HEALTH & FAMILY WELFARE DEPARTMENT  
Govt of Kerala  
[www.health.kerala.gov.in](http://www.health.kerala.gov.in)**

[www.dhs.kerala.gov.in](http://www.dhs.kerala.gov.in)

[controlroomdhskerala@gmail.com](mailto:controlroomdhskerala@gmail.com)

***Kerala*HEALTH-COVID-19 DAILY VACCINATION BULLETIN**

**Date: 10/03/2022**

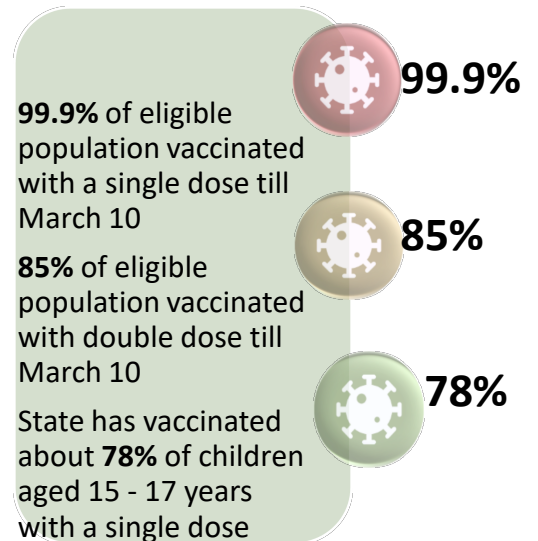
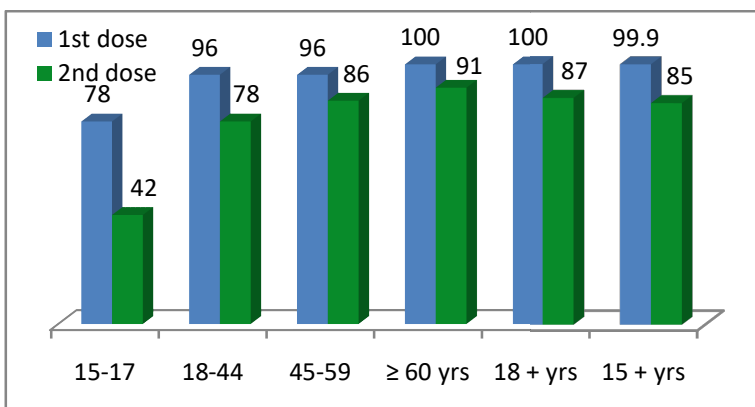
**OUR HEALTH OUR RESPONSIBILITY  
VACCINE ADVISORY**

- *People who are vaccinated with Covid Vaccine are reported to have reduced Covid related ICU admissions, serious disease and death.*
- *Early vaccination is useful to safeguard our life from this deadly disease.*
- *Vaccination sessions are planned as per the availability of vaccine. All are requested to cooperate.*
- *After receiving the first dose, second dose of Covishield vaccine is taken between 12–16 weeks and second dose of Covaxin between 4-6 weeks.*
- *Covid vaccination is currently available to all above the age of 18.*
- *Vaccination is available free of cost in all Government covid vaccination centers, and at a nominal rate (as per the GoI order F.No.2079203/2021/Immunization) in selected private Hospitals.*
- ***ENSURE ALL YOUR ELIGIBLE FAMILY MEMBERS ARE PROTECTED BY RECEIVING ANY OF THE AVAILABLE COVID VACCINE.***
- ***“BOTH COVAXIN AND COVISHIELD ARE EQUALLY EFFECTIVE AND SAFE”***
- ***“BE FULLY PROTECTED – GET THE SECOND DOSE AT YOUR SCHEDULED TIME”***

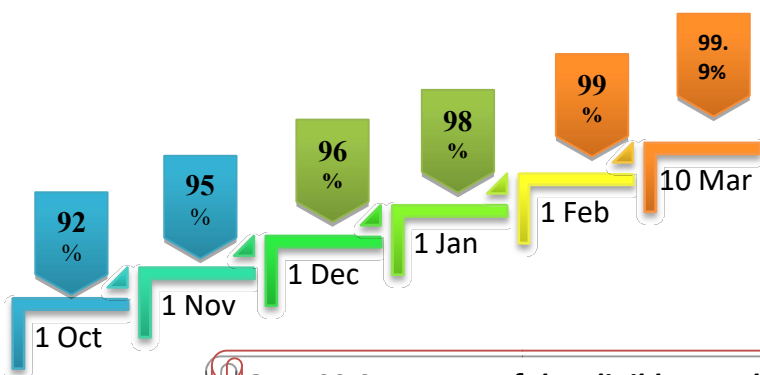
## ANALYSIS

COVID-19 mass vaccinations are showing signs of preventing illness and steep decline in cases and hospital admissions in countries which done vaccination. Kerala started its vaccination for health care workers from January 16, 2021. The COVID-19 Vaccines Operational Guidelines issued by the Ministry of Health and Family Welfare, Govt. of India, 28th December 2020 and all subsequent Guidelines issued by Ministry of Health and Family Welfare, Govt of India are followed at the sites and all vaccination lanes

### Summary of COVID Vaccine Administered as on 10-03-2022 midnight



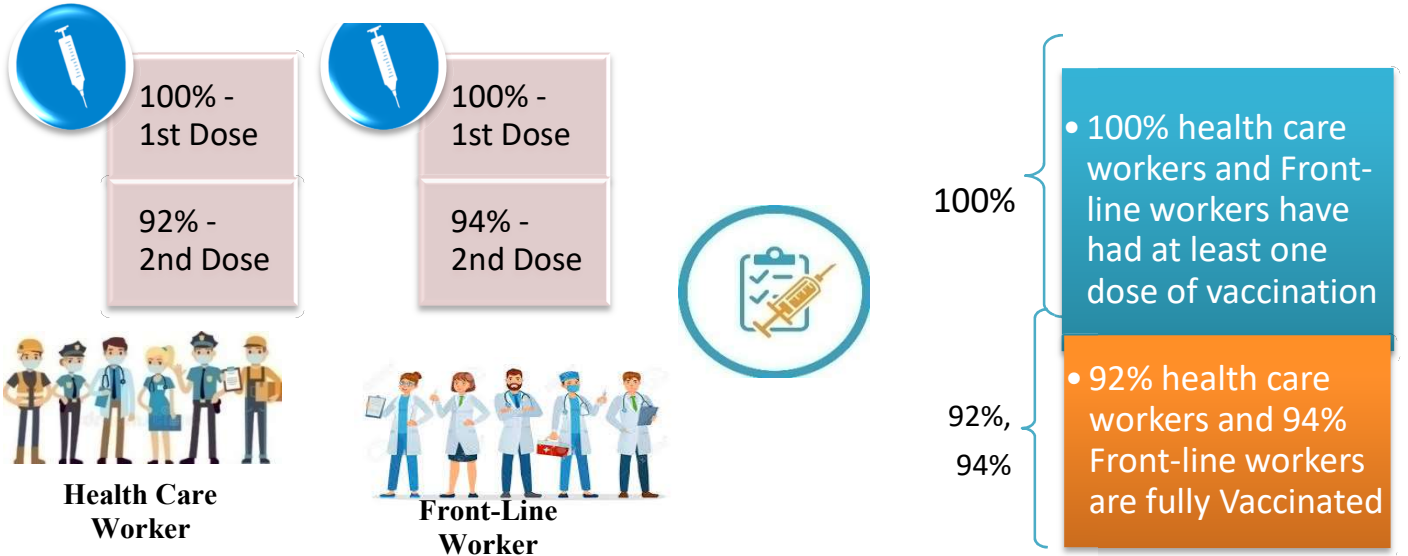
### Time Line of Vaccination Coverage



Kerala began administration of COVID 19 Vaccines on 16<sup>th</sup> January, 2021. As of 10<sup>th</sup> March 2022, Kerala has administered over 52 million doses overall, including first and second doses of vaccines.


**Over 99.9 per cent of the eligible population (15 + years) in Kerala has been administered the first dose of the Covid-19 vaccine. The state has achieved the target within 428 days since the beginning of the vaccination drive on January 16, 2021**

# Health Care Workers & Front-line Workers Vaccinated



## Are You Vaccinated? You Still Need to Practice: SMS

- Even after vaccination, follow COVID appropriate behavior
- Practice Social Distancing and greet without physical contact
- Always wear clean face mask
- Wash your hands thoroughly and frequently or use hand sanitizer
- Follow the current COVID 19 guidelines to prevent further spread
- Stay Safe. Stay Strong. Get Vaccinated



Even After Getting Vaccinated Keep Taking Precautions to Protect Your Self



**GET VACCINATED**



**WASH YOUR HANDS**



**WEAR A MASK**



**KEEP YOUR DISTANCE**

# The Race Towards Full Vaccination - Weekly Trend

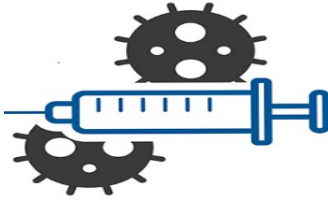
26<sup>th</sup>Feb– 4<sup>th</sup>Mar, 2022

Kerala Administered over

# 1.29 Lakh

COVID Vaccine Doses

in the last 7 days  
(26<sup>th</sup>Feb to 4<sup>th</sup> Mar)



From 26<sup>th</sup>Feb to 4<sup>th</sup> Mar, 2022 on average

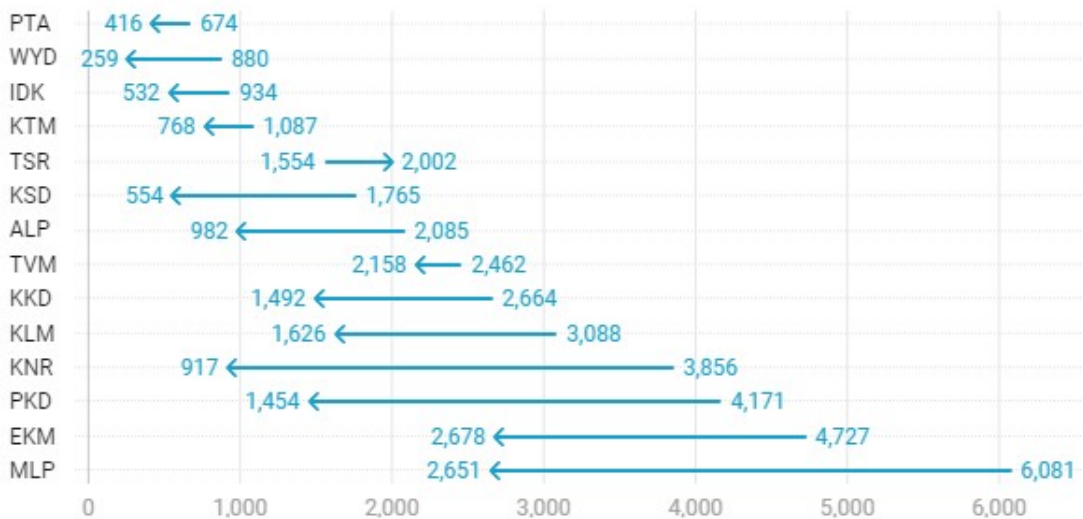
# 0.18 lakh

 doses were administered daily.

Average Doses Administered Per day per week (in 1000)



Trend in average per day vaccination for the last two weeks



# Race Against Time – Vaccination Quarterly Status

(Q1:16<sup>th</sup> Jan-Mar, Q2: Apr-June, Q3: July-Sep, Q4: Oct - Dec)

## Daily Average Doses Administered per Quarter

In the first Quarter, only 42201 first doses and 5324 second doses were administered daily on average. During the second, third and fourth quarters, the daily vaccination of the first and second doses increased significantly.



## Vaccination Achievement per Quarter

In the third quarter of the immunization drive, 52% of the eligible population (18 + age) in Kerala were given the first dose and 29% the second dose.

## Dose Progression

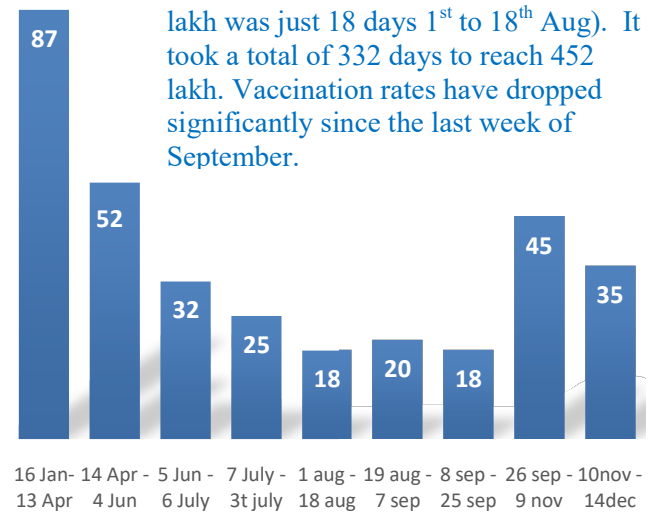
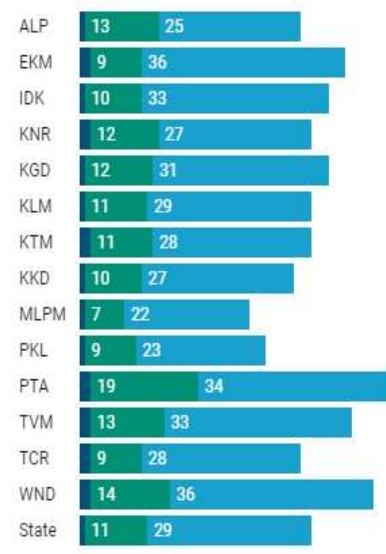
The chart shows the days taken for total COVID-19 Vaccination doses (both first and second) in Kerala to cross every 50 lakh dose mark

■ Q1 ■ Q2 ■ Q3

### First Dose



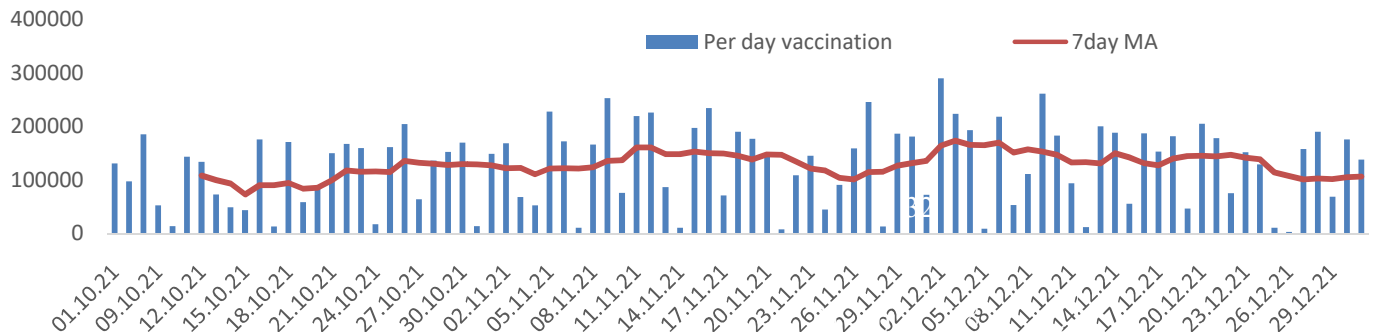
### Second Dose



It took 87 days to administer the first 50 lakh doses. The shortest time taken to 50 lakh was just 18 days 1<sup>st</sup> to 18<sup>th</sup> Aug). It took a total of 332 days to reach 452 lakh. Vaccination rates have dropped significantly since the last week of September.

## Vaccine Administered per Day and 7 days Moving Average in Last Quarter (Oct -Dec)

The seven-day moving average of daily doses in the last quarter showed a peak on December 2<sup>nd</sup> and continued to fluctuate thereafter



## Important Message to the Public

- a. *Infection or infection rate is only a part and disease manifestation of disease is to be monitored*
- b. *Fatality among vaccinated people is very less. Disease severity among vaccinated people is less.*
- c. *People with comorbidity should be careful. Once detected covid positive they should get admitted and do not stay at home.*
- d. *Death among non-vaccinated people, especially people with comorbidity is because of late arrival in hospitals*
- e. *Diabetes and Hypertension together is the most common cause of patient death if they arrive late.*
- f. *Vaccinated people, only if symptomatic are advised to consult Doctor.*
- g. *Non Vaccinated people, if symptomatic, may do RTPCR test*
- h. *Antigen testing is only for emergency purpose*
- i. *Non vaccinated people with co-morbidities to do testing by RTPCR and consult doctor*
- j. *Repeat RTPCR is not needed among the people who are detected COVID positive in the previous 2 months*
- k. *All young person detected positive and at home isolation should do glucose test*

TABLE1.Total Vaccination done in the State as on 10/03/2022 midnight

State Summary (15+ years)-Total doses administered till 11/3/2022 at 12 AM								
District	Target	First Dose	Percent age	Second Dose	Percentage*	Precaution Dose	Percentage	Total doses administered
Alappuzha	1785011	1678637	94%	1545282	87%	77880	57%	3,301,799
Ernakulam	3126405	3214296	103%	2705013	87%	103611	47%	6,022,920
Idukki	920421	930850	101%	773367	84%	21371	35%	1,725,588
Kannur	2011583	2101478	104%	1829635	91%	72465	50%	4,003,578
Kasaragod	1052859	1017364	97%	839227	80%	33180	42%	1,889,771
Kollam	2198745	2160239	98%	1846227	84%	77614	48%	4,084,080
Kottayam	1647422	1620140	98%	1408691	86%	63169	51%	3,092,000
Kozhikode	2642551	2610100	99%	2129611	81%	62884	37%	4,802,595
Malappuram	3229570	3306501	102%	2539974	79%	53241	41%	5,899,716
Palakkad	2273003	2263515	100%	1913873	84%	73683	53%	4,251,071
Pathanamthitta	1085342	1128358	104%	948952	87%	70705	54%	2,148,015
Thiruvananthapuram	2820638	2801094	99%	2397396	85%	120411	49%	5,318,901
Thrissur	2669204	2559266	96%	2331150	87%	94028	58%	4,984,444
Wayanad	688943	723966	105%	621341	90%	28199	38%	1,373,506
<b>Grand Total</b>	<b>28,151,697</b>	<b>28,115,804</b>	<b>99.9%</b>	<b>23,829,739</b>	<b>85%</b>	<b>952,441</b>	<b>48%</b>	<b>52,897,984</b>

TABLE2.Covid-19Vaccination Center Functional in the State as on 10/03/2022 midnight

<i>DISTRICTS</i>	15+	18+	Total
<b>Alappuzha</b>	85	89	174
<b>Ernakulam</b>	1	157	158
<b>Idukki</b>	11	19	30
<b>Kannur</b>	17	37	54
<b>Kasaragod</b>	5	43	48
<b>Kollam</b>	21	34	55
<b>Kottayam</b>	15	61	76
<b>Kozhikode</b>	4	105	109
<b>Malappuram</b>	26	61	87
<b>Palakkad</b>	23	41	64
<b>Pathanamthitta</b>	44	52	96
<b>Thiruvananthapuram</b>	108	19	127
<b>Thrissur</b>	3	139	142
<b>Wayanad</b>	18	52	70
<b>GrandTotal</b>	<b>381</b>	<b>909</b>	<b>1290</b>

TABLE3. Health Care Workers Coverage as on 10/03/2022 midnight

<b>DISTRICT</b>	<b>1st DOSE</b>	<b>2nd Dose</b>	<b>% fully vaccinated</b>	<b>Precaution dose</b>	<b>Precaution dose (%) *</b>
<b>Alappuzha</b>	29019	27197	94%	12064	56%
<b>Ernakulam</b>	85565	75700	88%	28327	45%
<b>Idukki</b>	13552	12986	96%	4958	48%
<b>Kannur</b>	40388	37479	93%	16477	54%
<b>Kasaragod</b>	11610	10800	93%	4388	51%
<b>Kollam</b>	36033	33774	94%	13332	51%
<b>Kottayam</b>	38706	36249	94%	14889	53%
<b>Kozhikode</b>	52733	47892	91%	15645	42%
<b>Malappuram</b>	44832	41941	94%	15280	52%
<b>Palakkad</b>	34673	31979	92%	13999	54%
<b>Pathanamthitta</b>	29335	25046	85%	10383	51%
<b>Thiruvananthapuram</b>	73421	66290	90%	23510	45%
<b>Thrissur</b>	51909	49135	95%	23748	60%
<b>Wayanad</b>	13977	13276	95%	5927	52%
<b>Grand Total</b>	<b>555753</b>	<b>509744</b>	<b>92%</b>	<b>202927</b>	<b>50%</b>

1st Dose coverage for HCW is 100%

\*Proportion of beneficiaries who are eligible ( completed 9 months after 2nd dose )

TABLE4. Frontline workers Coverage as on 10/03/2022 midnight

<b>DISTRICT</b>	<b>1st dose</b>	<b>2nd Dose</b>	<b>% fully vaccinated</b>	<b>Precaution dose</b>	<b>Precaution dose(%) *</b>
<b>Alappuzha</b>	39126	36716	94%	11523	40%
<b>Ernakulam</b>	54934	50294	92%	16181	42%
<b>Idukki</b>	22993	21314	93%	4640	29%
<b>Kannur</b>	41380	39936	97%	10536	34%
<b>Kasaragod</b>	24615	22446	91%	5613	31%
<b>Kollam</b>	42235	38777	92%	8772	32%
<b>Kottayam</b>	32139	30573	95%	9650	39%
<b>Kozhikode</b>	55272	52510	95%	7438	20%
<b>Malappuram</b>	53913	51227	95%	10867	29%
<b>Palakkad</b>	48096	45494	95%	13744	39%
<b>Pathanamthitta</b>	25249	22506	89%	5940	34%
<b>Thiruvananthapuram</b>	72993	67523	93%	17387	39%
<b>Thrissur</b>	41904	40708	97%	15325	50%
<b>Wayanad</b>	17020	16082	94%	3662	28%
<b>Grand Total</b>	<b>571869</b>	<b>536106</b>	<b>94%</b>	<b>141278</b>	<b>35%</b>

1st Dose coverage for FLW is 100%

\*Proportion of beneficiaries who are eligible ( completed 9 months after 2nd dose )



TABLE5.Age-Appropriate Group (45-59 Years) Coverage as on 10/03/2022 midnight

<b>Table 5: Age appropriate group (45-59 years) coverage</b>					
<b>45-59 years Coverage as on 11/03/2022 at 12 AM</b>					
<b>District</b>	<b>Target</b>	<b>1st Dose Coverage</b>	<b>Percentage</b>	<b>2nd Dose Coverage</b>	<b>Percentage fully vaccinated</b>
Alappuzha	535436	438635	82%	412799	77%
Ernakulam	809349	783129	97%	698220	86%
Idukki	237564	246862	104%	217983	92%
Kannur	527295	515455	98%	476160	90%
Kasaragod	253027	252032	100%	222913	88%
Kollam	541201	559636	103%	498294	92%
Kottayam	478470	413868	86%	371475	78%
Kozhikode	658949	654156	99%	576231	87%
Malappuram	733338	722320	98%	621219	85%
Palakkad	614226	546824	89%	494347	80%
Pathanamthitta	264372	281598	107%	250529	95%
Thiruvananthapuram	735836	681049	93%	609300	83%
Thrissur	689418	663517	96%	619236	90%
Wayanad	170537	177096	104%	163887	96%
<b>Grand Total</b>	<b>7249018</b>	<b>6,936,177</b>	<b>96%</b>	<b>6,232,593</b>	<b>86%</b>

TABLE6.Age-Appropriate Group (≥60 Years) Coverage as on 10/03/2022midnight

<b>Table 6: Age appropriate group (≥ 60 years) coverage</b>							
<b>≥ 60 years Coverage as on 11/03/2022 at 12 AM</b>							
<b>District</b>	<b>Target</b>	<b>1st Dose Coverage</b>	<b>Percentage</b>	<b>2nd Dose Coverage</b>	<b>Percentage fully vaccinated</b>	<b>Precaution dose</b>	<b>%</b>
Alappuzha	424565	428637	101%	398272	94%	54293	63%
Ernakulam	673885	675829	100%	617969	92%	59103	50%
Idukki	193981	194464	100%	172152	89%	11773	33%
Kannur	438602	444215	101%	410474	94%	45452	54%
Kasaragod	182460	181613	100%	159750	88%	23179	44%
Kollam	497558	499202	100%	452223	91%	55510	52%
Kottayam	418008	419351	100%	381624	91%	38630	55%
Kozhikode	526896	528759	100%	477025	91%	39801	42%
Malappuram	477642	487798	102%	431663	90%	27094	44%
Palakkad	437708	439538	100%	399153	91%	45940	59%
Pathanamthitta	311297	311939	100%	279368	90%	54382	58%
Thiruvananthapuram	630465	632511	100%	567900	90%	79514	53%
Thrissur	581781	587679	101%	554557	95%	54955	60%
Wayanad	128009	128260	100%	114028	89%	18610	37%
<b>Grand Total</b>	<b>5922857</b>	<b>5,959,795</b>	<b>101%</b>	<b>5,416,158</b>	<b>91%</b>	<b>608,236</b>	<b>52%</b>

TABLE 6. Age-Appropriate Group (18-44 Years) Coverage as on 10/03/2022 midnight

18-44 years Coverage as on 11/03/2022 at 12 AM					
District	Target	First Dose		2nd Dose Coverage	Percentage fully vaccinated*
		1st Dose Coverage	Percentage		
Alappuzha	744178	668137	90%	617574	83%
Ernakulam	1470864	1506123	102%	1200885	82%
Idukki	437537	418371	96%	326334	75%
Kannur	947964	962089	101%	805385	85%
Kasaragod	556876	499678	90%	398490	72%
Kollam	1054752	930042	88%	769435	73%
Kottayam	665544	653226	98%	552197	83%
Kozhikode	1313678	1215637	93%	933922	71%
Malappuram	1777378	1823040	103%	1337501	75%
Palakkad	1088327	1082908	100%	880835	81%
Pathanamthitta	460819	442040	96%	346751	75%
Thiruvananthapuram	1309099	1244263	95%	1036082	79%
Thrissur	1274465	1095297	86%	991703	78%
Wayanad	361152	353770	98%	296635	82%
<b>Grand Total</b>	<b>13462633</b>	<b>12,894,621</b>	<b>96%</b>	<b>10,493,729</b>	<b>78%</b>

\*Among those who have taken first dose

TABLE 7. Age-Appropriate Group (15-17 Years) Coverage as on 10/03/2022 midnight

15-17 years Coverage as on 11/03/2022 at 12 AM					
District	Target	1st Dose Coverage	Percentage	2nd Dose Coverage	Percentage fully vaccinated
Alappuzha	80832	75083	93%	52724	65%
Ernakulam	172307	108716	63%	61945	36%
Idukki	51339	34608	67%	22598	44%
Kannur	97722	97951	100%	60201	62%
Kasaragod	60496	47816	79%	24828	41%
Kollam	105234	93091	88%	53724	51%
Kottayam	85400	62850	74%	36573	43%
Kozhikode	143028	103543	72%	42031	29%
Malappuram	241212	174598	72%	56423	23%
Palakkad	132742	111476	84%	62065	47%
Pathanamthitta	48854	38197	78%	24752	51%
Thiruvananthapuram	145238	96857	67%	50301	35%
Thrissur	123540	118960	96%	75811	61%
Wayanad	29245	33843	116%	17433	60%
<b>Grand Total</b>	<b>1,517,189</b>	<b>1,197,589</b>	<b>78%</b>	<b>641,409</b>	<b>42%</b>

TABLE 8. State Summary (18+) as on 10/03/2022 midnight

State Summary (18+) 11-03-2022 at 12 AM							
District	Target	First Dose	Percentage	Second Dose	Percentage*	Precaution Dose	Percentage
Alappuzha	1704179	1603554	94%	1492558	88%	77880	57%
Ernakulam	2954098	3105580	105%	2643068	89%	103611	47%
Idukki	869082	896242	103%	750769	86%	21371	35%
Kannur	1913861	2003527	105%	1769434	92%	72465	50%
Kasaragod	992363	969548	98%	814399	82%	33180	42%
Kollam	2093511	2067148	99%	1792503	86%	77614	48%
Kottayam	1562022	1557290	100%	1372118	88%	63169	51%
Kozhikode	2499523	2506557	100%	2087580	84%	62884	37%
Malappuram	2988358	3131903	105%	2483551	83%	53241	41%
Palakkad	2140261	2152039	101%	1851808	87%	73683	53%
Pathanamthitta	1036488	1090161	105%	924200	89%	70705	54%
Thiruvananthapuram	2675400	2704237	101%	2347095	88%	120411	49%
Thrissur	2545664	2440306	96%	2255339	89%	94028	58%
Wayanad	659698	690123	105%	603908	92%	28199	38%
<b>Grand Total</b>	<b>2,66,34,508</b>	<b>26,918,215</b>	<b>101%</b>	<b>23,188,330</b>	<b>87%</b>	<b>952,441</b>	<b>48%</b>

\*Revised target population(> 18 years) as per MOHFW is 2.67 crores  
\*As per letter from Additional Secretary MOHFW- D O No 2317579/2021/Imm dated 15/09/2021

TABLE 9. Achievement for the day 10/03/2022 midnight

Daily achievement 11-03-2022				
District	First Dose	Second Dose	Precaution dose	Total Doses Administered
Alappuzha	127	1640	427	2194
Ernakulam	445	3164	771	4380
Idukki	149	1455	187	1791
Kannur	364	3153	450	3967
Kasaragod	142	1290	223	1655
Kollam	214	2425	318	2957
Kottayam	142	1132	425	1699
Kozhikode	282	1808	292	2382
Malappuram	547	3872	358	4777
Palakkad	388	4139	384	4911
Pathanamthitta	77	656	363	1096
Thiruvananthapuram	811	5733	510	7054
Thrissur	129	1251	385	1765
Wayanad	5	99	13	117
<b>Grand Total</b>	<b>3822</b>	<b>31817</b>	<b>5106</b>	<b>40745</b>

\*\* Vaccine stock details couldn't be downloaded from e-VIN portal as the portal is down.

TABLE9.COVID Vaccination related sites

<a href="mailto:support@cowin.gov.in">support@cowin.gov.in</a> <a href="https://www.cowin.gov.in/home">https://www.cowin.gov.in/home</a> <a href="https://dashboard.kerala.gov.in/">https://dashboard.kerala.gov.in/</a> <a href="https://dhs.kerala.gov.in/https://aogyakeralam.gov.in/https://sha.kerala.gov.in/">https://dhs.kerala.gov.in/https://aogyakeralam.gov.in/https://sha.kerala.gov.in/</a>
---

TABLE10.COVID Vaccination related Helpline numbers

National/State/District	Line1	Line2	Line3
National Helpline	1075	+91 1123978046	0120 4473222
Disha	1056	04712552056	
StateCallCenter	04712309251	04712309252	04712309255
Thiruvananthapuram	9188610100	1077	
Kollam	04742797609	8589015556	
Pathanamthitta	04682222515	04682228220	
Alappuzha	04772239999		
Kottayam	04812565200	04812304800	04812581900
Idukki	18004255640	04862232220	04862233118
Ernakulam	9072303861		
Thrissur	9400066921	9400066922	9400066923
Palakkad	04912505264	04912505189	8943341439
Malappuram	04832733253	04832737858	04832733252
Kozhikode	7594001442		
Wayanad	04936202343	04936202375	9072510900
Kannur	04972700194		
Kasargod	9061076590	9061079244	9061078026