



**COVID-19 OUTBREAK CONTROL AND PREVENTION STATE
CELL HEALTH & FAMILY WELFARE DEPARTMENT
Govt of Kerala
www.health.kerala.gov.in**

www.dhs.kerala.gov.in

controlroomdhskerala@gmail.com

***Kerala*HEALTH-COVID-19 DAILY VACCINATION BULLETIN**

Date: 11/03/2022

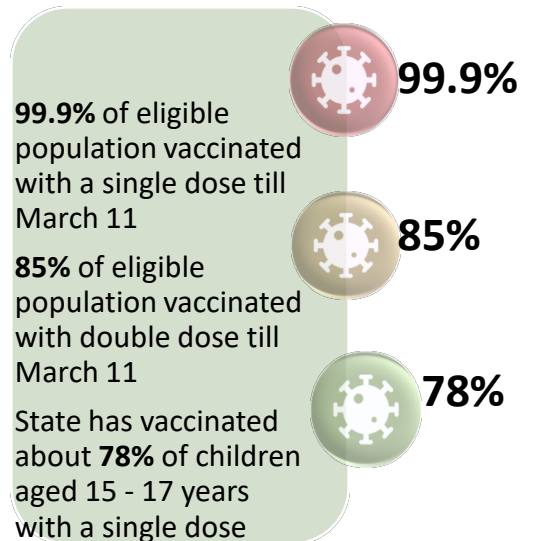
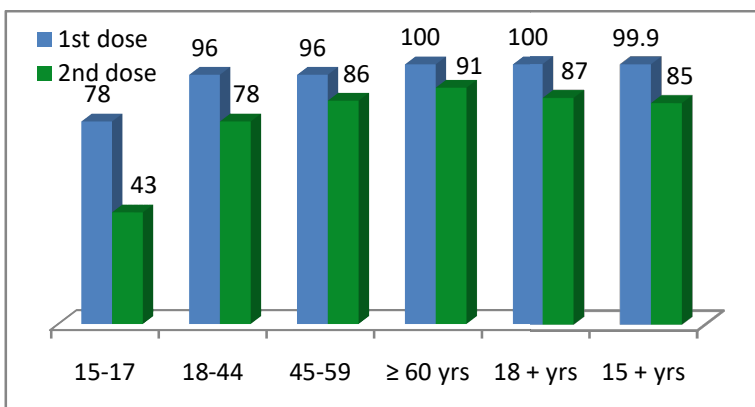
**OUR HEALTH OUR RESPONSIBILITY
VACCINE ADVISORY**

- *People who are vaccinated with Covid Vaccine are reported to have reduced Covid related ICU admissions, serious disease and death.*
- *Early vaccination is useful to safeguard our life from this deadly disease.*
- *Vaccination sessions are planned as per the availability of vaccine. All are requested to cooperate.*
- *After receiving the first dose, second dose of Covishield vaccine is taken between 12–16 weeks and second dose of Covaxin between 4-6 weeks.*
- *Covid vaccination is currently available to all above the age of 18.*
- *Vaccination is available free of cost in all Government covid vaccination centers, and at a nominal rate (as per the GoI order F.No.2079203/2021/Immunization) in selected private Hospitals.*
- ***ENSURE ALL YOUR ELIGIBLE FAMILY MEMBERS ARE PROTECTED BY RECEIVING ANY OF THE AVAILABLE COVID VACCINE.***
- ***“BOTH COVAXIN AND COVISHIELD ARE EQUALLY EFFECTIVE AND SAFE”***
- ***“BE FULLY PROTECTED – GET THE SECOND DOSE AT YOUR SCHEDULED TIME”***

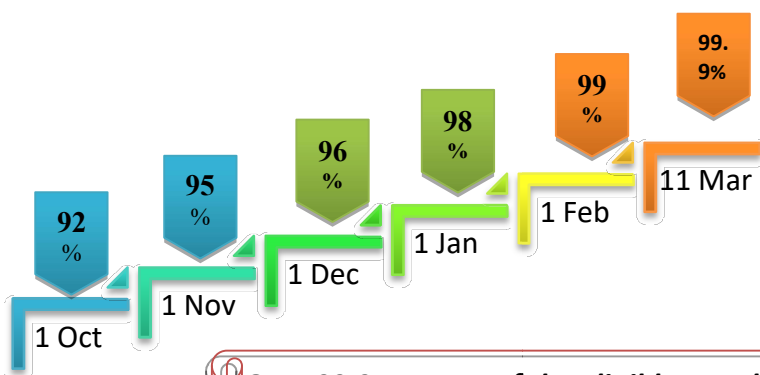
ANALYSIS

COVID-19 mass vaccinations are showing signs of preventing illness and steep decline in cases and hospital admissions in countries which done vaccination. Kerala started its vaccination for health care workers from January 16, 2021. The COVID-19 Vaccines Operational Guidelines issued by the Ministry of Health and Family Welfare, Govt. of India, 28th December 2020 and all subsequent Guidelines issued by Ministry of Health and Family Welfare, Govt of India are followed at the sites and all vaccination lanes

Summary of COVID Vaccine Administered as on 11-03-2022 midnight



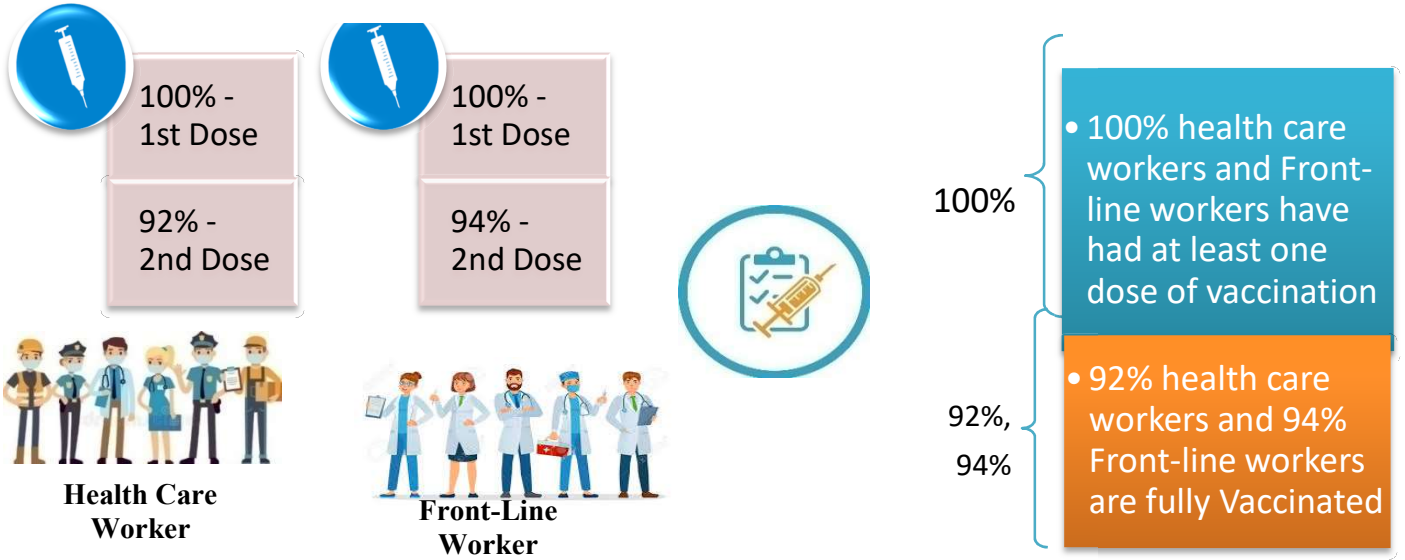
Time Line of Vaccination Coverage



Kerala began administration of COVID 19 Vaccines on 16th January, 2021. As of 11th March 2022, Kerala has administered over 52 million doses overall, including first and second doses of vaccines.


Over 99.9 per cent of the eligible population (15 + years) in Kerala has been administered the first dose of the Covid-19 vaccine. The state has achieved the target within 429 days since the beginning of the vaccination drive on January 16, 2021

Health Care Workers & Front-line Workers Vaccinated



Are You Vaccinated? You Still Need to Practice: SMS

- Even after vaccination, follow COVID appropriate behavior
- Practice Social Distancing and greet without physical contact
- Always wear clean face mask
- Wash your hands thoroughly and frequently or use hand sanitizer
- Follow the current COVID 19 guidelines to prevent further spread
- Stay Safe. Stay Strong. Get Vaccinated



Even After Getting Vaccinated Keep Taking Precautions to Protect Your Self

			
GET VACCINATED	WASH YOUR HANDS	WEAR A MASK	KEEP YOUR DISTANCE

The Race Towards Full Vaccination - Weekly Trend

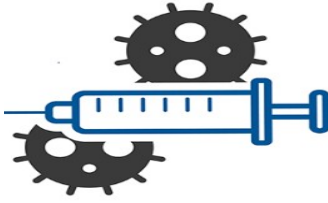
26thFeb– 4thMar, 2022

Kerala Administered over

1.29 Lakh

COVID Vaccine Doses

in the last 7 days
(26thFeb to 4th Mar)



From 26thFeb to 4th Mar, 2022 on average

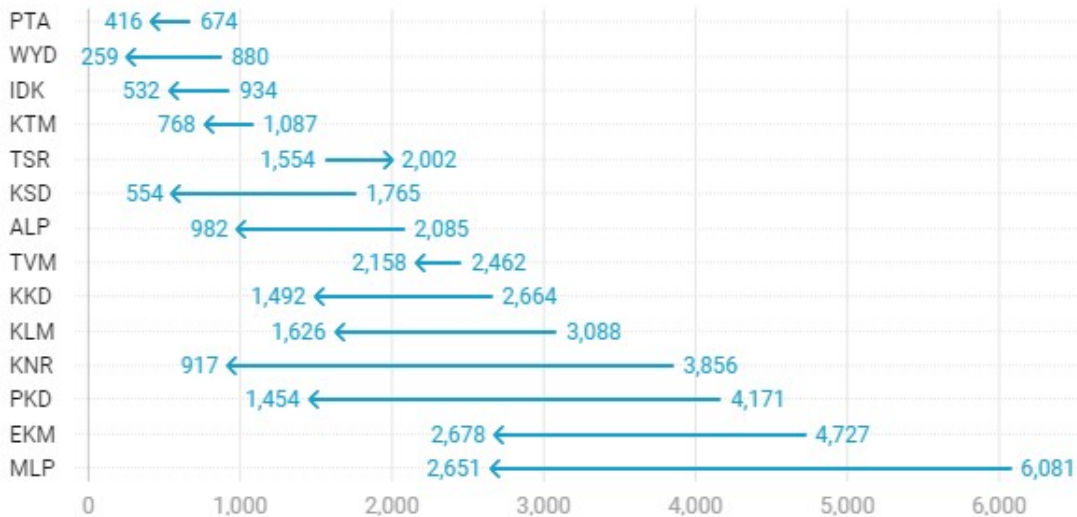
0.18 lakh

doses were administered daily.

Average Doses Administered Per day per week (in 1000)



Trend in average per day vaccination for the last two weeks



Race Against Time – Vaccination Quarterly Status

(Q1:16th Jan-Mar, Q2: Apr-June, Q3: July-Sep, Q4: Oct - Dec)

Daily Average Doses Administered per Quarter

In the first Quarter, only 42201 first doses and 5324 second doses were administered daily on average. During the second, third and fourth quarters, the daily vaccination of the first and second doses increased significantly.



Vaccination Achievement per Quarter

In the third quarter of the immunization drive, 52% of the eligible population (18 + age) in Kerala were given the first dose and 29% the second dose.

Dose Progression

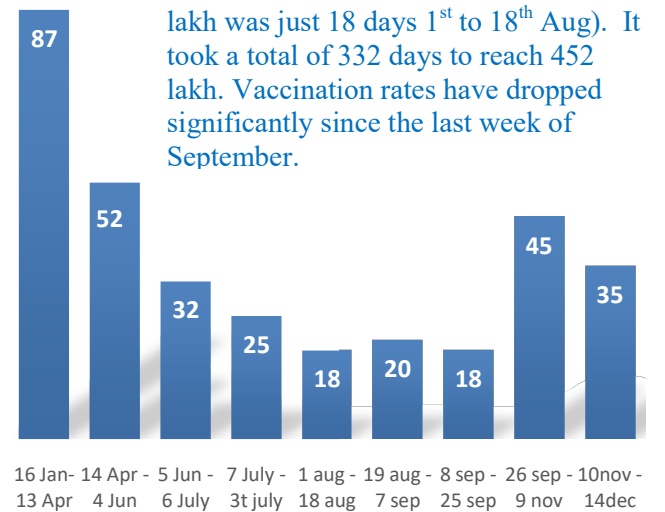
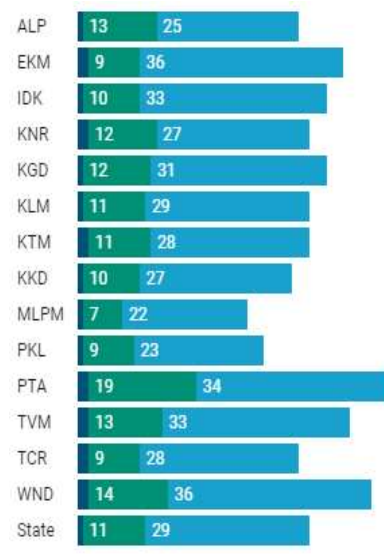
The chart shows the days taken for total COVID-19 Vaccination doses (both first and second) in Kerala to cross every 50 lakh dose mark

■ Q1 ■ Q2 ■ Q3

First Dose



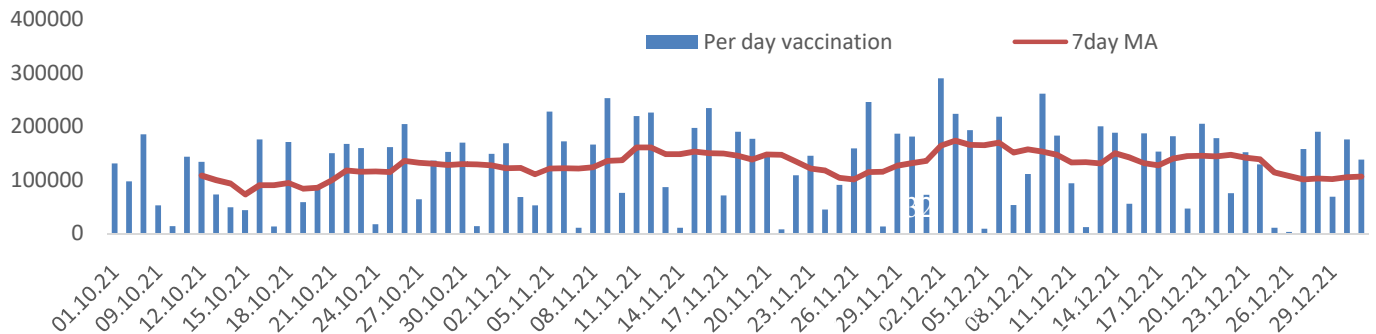
Second Dose



It took 87 days to administer the first 50 lakh doses. The shortest time taken to 50 lakh was just 18 days 1st to 18th Aug). It took a total of 332 days to reach 452 lakh. Vaccination rates have dropped significantly since the last week of September.

Vaccine Administered per Day and 7 days Moving Average in Last Quarter (Oct -Dec)

The seven-day moving average of daily doses in the last quarter showed a peak on December 2nd and continued to fluctuate thereafter



Important Message to the Public

- a. *Infection or infection rate is only a part and disease manifestation of disease is to be monitored*
- b. *Fatality among vaccinated people is very less. Disease severity among vaccinated people is less.*
- c. *People with comorbidity should be careful. Once detected covid positive they should get admitted and do not stay at home.*
- d. *Death among non-vaccinated people, especially people with comorbidity is because of late arrival in hospitals*
- e. *Diabetes and Hypertension together is the most common cause of patient death if they arrive late.*
- f. *Vaccinated people, only if symptomatic are advised to consult Doctor.*
- g. *Non Vaccinated people, if symptomatic, may do RTPCR test*
- h. *Antigen testing is only for emergency purpose*
- i. *Non vaccinated people with co-morbidities to do testing by RTPCR and consult doctor*
- j. *Repeat RTPCR is not needed among the people who are detected COVID positive in the previous 2 months*
- k. *All young person detected positive and at home isolation should do glucose test*

TABLE1.Total Vaccination done in the State as on 11/03/2022 midnight

State Summary (15+ years)-Total doses administered till 12/3/2022 at 12 AM								
District	Target	First Dose	Percent age	Second Dose	Percentage*	Precaution Dose	Percentage	Total doses administered
Alappuzha	1785011	1678692	94%	1545786	87%	78088	57%	3,302,566
Ernakulam	3126405	3214578	103%	2707325	87%	104309	47%	6,026,212
Idukki	920421	930980	101%	774283	84%	21489	35%	1,726,752
Kannur	2011583	2101606	104%	1830815	91%	72660	50%	4,005,081
Kasaragod	1052859	1017534	97%	840549	80%	33247	42%	1,891,330
Kollam	2198745	2160533	98%	1849223	84%	77986	49%	4,087,742
Kottayam	1647422	1620327	98%	1409816	86%	63456	51%	3,093,599
Kozhikode	2642551	2610601	99%	2133081	81%	63195	37%	4,806,877
Malappuram	3229570	3307263	102%	2546016	79%	53573	41%	5,906,852
Palakkad	2273003	2263765	100%	1917373	84%	73938	53%	4,255,076
Pathanamthitta	1085342	1128423	104%	949505	87%	71016	54%	2,148,944
Thiruvananthapuram	2820638	2801281	99%	2399234	85%	121098	49%	5,321,613
Thrissur	2669204	2559494	96%	2333387	87%	94616	58%	4,987,497
Wayanad	688943	724073	105%	622346	90%	28292	38%	1,374,711
Grand Total	28,151,697	28,119,150	99.9%	23,858,739	85%	956,963	48%	52,934,852

TABLE2.Covid-19Vaccination Center Functional in the State as on 11/03/2022 midnight

<i>DISTRICTS</i>	15+	18+	Total
Alappuzha	1	91	92
Ernakulam	2	158	160
Idukki	13	12	25
Kannur	7	31	38
Kasaragod	43	6	49
Kollam	38	52	90
Kottayam	15	56	71
Kozhikode	4	102	106
Malappuram	35	55	90
Palakkad	17	33	50
Pathanamthitta	30	32	62
Thiruvananthapuram	3	126	129
Thrissur	40	135	175
Wayanad	17	52	69
GrandTotal	265	941	1206

TABLE3. Health Care Workers Coverage as on 11/03/2022 midnight

DISTRICT	1st DOSE	2nd Dose	% fully vaccinated	Precaution dose	Precaution dose (%) *
Alappuzha	29019	27200	94%	12083	56%
Ernakulam	85565	75706	88%	28509	46%
Idukki	13552	12986	96%	4975	48%
Kannur	40388	37479	93%	16504	54%
Kasaragod	11610	10800	93%	4399	51%
Kollam	36033	33775	94%	13367	51%
Kottayam	38706	36250	94%	14922	53%
Kozhikode	52733	47893	91%	15698	42%
Malappuram	44832	41943	94%	15320	52%
Palakkad	34673	31981	92%	14016	54%
Pathanamthitta	29335	25047	85%	10414	51%
Thiruvananthapuram	73421	66291	90%	23585	45%
Thrissur	51909	49137	95%	23822	60%
Wayanad	13977	13276	95%	5935	52%
Grand Total	555753	509764	92%	203549	50%

1st Dose coverage for HCW is 100%

*Proportion of beneficiaries who are eligible (completed 9 months after 2nd dose)

TABLE4. Frontline workers Coverage as on 11/03/2022 midnight

DISTRICT	1st dose	2nd Dose	% fully vaccinated	Precaution dose	Precaution dose(%) *
Alappuzha	39126	36717	94%	11530	40%
Ernakulam	54934	50296	92%	16218	42%
Idukki	22993	21314	93%	4649	29%
Kannur	41380	39936	97%	10551	34%
Kasaragod	24615	22447	91%	5620	31%
Kollam	42235	38777	92%	8801	32%
Kottayam	32139	30574	95%	9670	39%
Kozhikode	55272	52512	95%	7468	20%
Malappuram	53913	51228	95%	10915	29%
Palakkad	48096	45494	95%	13785	38%
Pathanamthitta	25249	22508	89%	5953	34%
Thiruvananthapuram	72993	67525	93%	17436	39%
Thrissur	41904	40709	97%	15368	50%
Wayanad	17021	16082	94%	3673	28%
Grand Total	571870	536119	94%	141637	35%

1st Dose coverage for FLW is 100%

*Proportion of beneficiaries who are eligible (completed 9 months after 2nd dose)

TABLE5.Age-Appropriate Group (45-59 Years) Coverage as on 11/03/2022 midnight

Table 5: Age appropriate group (45-59 years) coverage					
45-59 years Coverage as on 12/03/2022 at 12 AM					
District	Target	1st Dose Coverage	Percentage	2nd Dose Coverage	Percentage fully vaccinated
Alappuzha	535436	438644	82%	412879	77%
Ernakulam	809349	783146	97%	698437	86%
Idukki	237564	246865	104%	218011	92%
Kannur	527295	515459	98%	476246	90%
Kasaragod	253027	252035	100%	222931	88%
Kollam	541201	559643	103%	498445	92%
Kottayam	478470	413876	86%	371560	78%
Kozhikode	658949	654170	99%	576475	87%
Malappuram	733338	722341	99%	621501	85%
Palakkad	614226	546832	89%	494457	81%
Pathanamthitta	264372	281601	107%	250553	95%
Thiruvananthapuram	735836	681068	93%	609595	83%
Thrissur	689418	663540	96%	619508	90%
Wayanad	170537	177096	104%	163899	96%
Grand Total	7249018	6,936,316	96%	6,234,497	86%

TABLE6.Age-Appropriate Group (≥60 Years) Coverage as on 11/03/2022midnight

Table 6: Age appropriate group (≥ 60 years) coverage							
≥ 60 years Coverage as on 12/03/2022 at 12 AM							
District	Target	1st Dose Coverage	Percentage	2nd Dose Coverage	Percentage fully vaccinated	Precaution dose	%
Alappuzha	424565	428648	101%	398328	94%	54475	63%
Ernakulam	673885	675843	100%	618093	92%	59582	50%
Idukki	193981	194468	100%	172181	89%	11865	33%
Kannur	438602	444218	101%	410516	94%	45605	54%
Kasaragod	182460	181614	100%	159761	88%	23228	44%
Kollam	497558	499208	100%	452323	91%	55818	52%
Kottayam	418008	419358	100%	381702	91%	38864	55%
Kozhikode	526896	528769	100%	477170	91%	40029	42%
Malappuram	477642	487808	102%	431751	90%	27338	43%
Palakkad	437708	439541	100%	399195	91%	46137	59%
Pathanamthitta	311297	311950	100%	279396	90%	54649	58%
Thiruvananthapuram	630465	632520	100%	568119	90%	80077	54%
Thrissur	581781	587696	101%	554708	95%	55426	61%
Wayanad	128009	128261	100%	114038	89%	18684	37%
Grand Total	5922857	5,959,902	101%	5,417,281	91%	611,777	52%

TABLE 6. Age-Appropriate Group (18-44 Years) Coverage as on 11/03/2022 midnight

18-44 years Coverage as on 12/03/2022 at 12 AM					
District	Target	First Dose		2nd Dose Coverage	Percentage fully vaccinated*
		1st Dose Coverage	Percentage		
Alappuzha	744178	668163	90%	617781	83%
Ernakulam	1470864	1506287	102%	1202128	82%
Idukki	437537	418424	96%	326667	75%
Kannur	947964	962151	101%	805860	85%
Kasaragod	556876	499716	90%	398804	72%
Kollam	1054752	930127	88%	770370	73%
Kottayam	665544	653286	98%	552666	83%
Kozhikode	1313678	1215830	93%	935360	71%
Malappuram	1777378	1823383	103%	1339532	75%
Palakkad	1088327	1082997	100%	881977	81%
Pathanamthitta	460819	442070	96%	346972	75%
Thiruvananthapuram	1309099	1244403	95%	1037256	79%
Thrissur	1274465	1095386	86%	992677	78%
Wayanad	361152	353817	98%	296957	82%
Grand Total	13462633	12,896,040	96%	10,505,007	78%

*Among those who have taken first dose

TABLE 7. Age-Appropriate Group (15-17 Years) Coverage as on 11/03/2022 midnight

15-17 years Coverage as on 12/03/2022 at 12 AM					
District	Target	1st Dose Coverage	Percentage	2nd Dose Coverage	Percentage fully vaccinated
Alappuzha	80832	75092	93%	52881	65%
Ernakulam	172307	108803	63%	62665	36%
Idukki	51339	34678	68%	23124	45%
Kannur	97722	98010	100%	60778	62%
Kasaragod	60496	47944	79%	25806	43%
Kollam	105234	93287	89%	55533	53%
Kottayam	85400	62962	74%	37064	43%
Kozhikode	143028	103827	73%	43671	31%
Malappuram	241212	174986	73%	60061	25%
Palakkad	132742	111626	84%	64269	48%
Pathanamthitta	48854	38218	78%	25029	51%
Thiruvananthapuram	145238	96876	67%	50448	35%
Thrissur	123540	119059	96%	76648	62%
Wayanad	29245	33901	116%	18094	62%
Grand Total	1,517,189	1,199,269	78%	656,071	43%

TABLE 8. State Summary (18+) as on 11/03/2022 midnight

State Summary (18+) 12-03-2022 at 12 AM							
District	Target	First Dose	Percentage	Second Dose	Percentage*	Precaution Dose	Percentage
Alappuzha	1704179	1603600	94%	1492905	88%	78088	57%
Ernakulam	2954098	3105775	105%	2644660	90%	104309	47%
Idukki	869082	896302	103%	751159	86%	21489	35%
Kannur	1913861	2003596	105%	1770037	92%	72660	50%
Kasaragod	992363	969590	98%	814743	82%	33247	42%
Kollam	2093511	2067246	99%	1793690	86%	77986	49%
Kottayam	1562022	1557365	100%	1372752	88%	63456	51%
Kozhikode	2499523	2506774	100%	2089410	84%	63195	37%
Malappuram	2988358	3132277	105%	2485955	83%	53573	41%
Palakkad	2140261	2152139	101%	1853104	87%	73938	53%
Pathanamthitta	1036488	1090205	105%	924476	89%	71016	54%
Thiruvananthapuram	2675400	2704405	101%	2348786	88%	121098	49%
Thrissur	2545664	2440435	96%	2256739	89%	94616	58%
Wayanad	659698	690172	105%	604252	92%	28292	38%
Grand Total	2,66,34,508	26,919,881	101%	23,202,668	87%	956,963	48%

*Revised target population(> 18 years) as per MOHFW is 2.67 crores
*As per letter from Additional Secretary MOHFW- D O No 2317579/2021/Imm dated 15/09/2021

TABLE 9. Achievement for the day 11/03/2022 midnight

Daily achievement 12-03-2022				
District	First Dose	Second Dose	Precaution dose	Total Doses Administered
Alappuzha	55	500	208	763
Ernakulam	282	2312	683	3277
Idukki	129	915	117	1161
Kannur	128	1177	195	1500
Kasaragod	169	1318	66	1553
Kollam	294	2996	372	3662
Kottayam	187	1125	287	1599
Kozhikode	500	3466	310	4276
Malappuram	730	5788	330	6848
Palakkad	243	3321	255	3819
Pathanamthitta	65	551	310	926
Thiruvananthapuram	187	1837	677	2701
Thrissur	226	2236	587	3049
Wayanad	107	1005	93	1205
Grand Total	3302	28547	4490	36339

** Vaccine stock details couldn't be downloaded from e-VIN portal as the portal is down.

TABLE9.COVID Vaccination related sites

support@cowin.gov.in https://www.cowin.gov.in/home https://dashboard.kerala.gov.in/ https://dhs.kerala.gov.in/https://aogyakeralam.gov.in/https://sha.kerala.gov.in/

TABLE10.COVID Vaccination related Helpline numbers

National/State/District	Line1	Line2	Line3
National Helpline	1075	+91 1123978046	0120 4473222
Disha	1056	04712552056	
StateCallCenter	04712309251	04712309252	04712309255
Thiruvananthapuram	9188610100	1077	
Kollam	04742797609	8589015556	
Pathanamthitta	04682222515	04682228220	
Alappuzha	04772239999		
Kottayam	04812565200	04812304800	04812581900
Idukki	18004255640	04862232220	04862233118
Ernakulam	9072303861		
Thrissur	9400066921	9400066922	9400066923
Palakkad	04912505264	04912505189	8943341439
Malappuram	04832733253	04832737858	04832733252
Kozhikode	7594001442		
Wayanad	04936202343	04936202375	9072510900
Kannur	04972700194		
Kasargod	9061076590	9061079244	9061078026