



**COVID-19 OUTBREAK CONTROL AND PREVENTION STATE  
CELL HEALTH&FAMILY WELFARE DEPARTMENT  
Govt of Kerala**

[www.dbs.kerala.gov.in](http://www.dbs.kerala.gov.in)

[controlroomdhskerala@gmail.com](mailto:controlroomdhskerala@gmail.com)

**KeralaHEALTH-COVID-19 DAILY VACCINATION BULLETIN**

**Date: 13/03/2022**

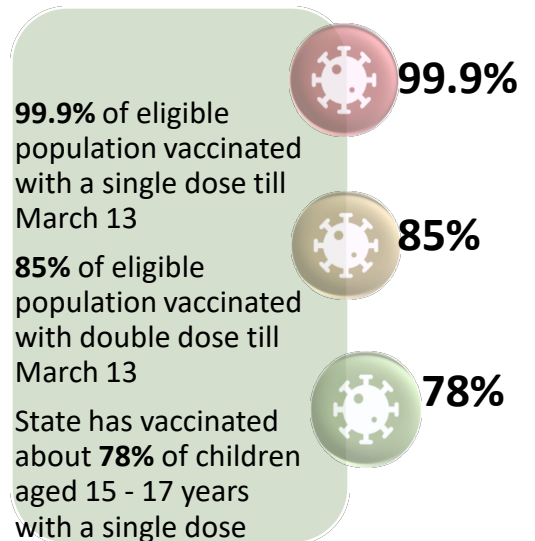
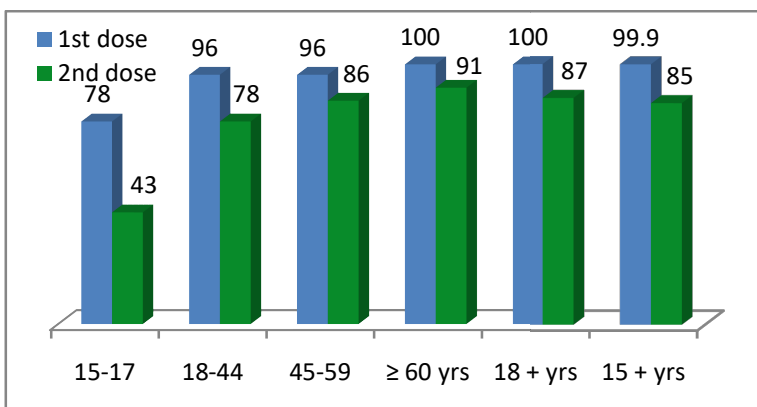
**OUR HEALTH OUR RESPONSIBILITY  
VACCINE ADVISORY**

- *People who are vaccinated with Covid Vaccine are reported to have reduced Covid related ICU admissions, serious disease and death.*
- *Early vaccination is useful to safeguard our life from this deadly disease.*
- *Vaccination sessions are planned as per the availability of vaccine. All are requested to cooperate.*
- *After receiving the first dose, second dose of Covishield vaccine is to be taken between 12–16weeks and second dose of Covaxin between 4-6 weeks.*
- *Covid vaccination is currently available to all above 15 years. Children in 15-18 age group will get Covaxin.*
- *Health Staffs, Frontline workers and people above 60 years with co-morbidities will get precaution dose after 9 months or 39 weeks from the second dose. The Same vaccine administered as first and second dose is to be taken as precaution dose. People above 60 years with co-morbidities should take medical advice before receiving precaution dose.*
- *Vaccination is available free of cost in all Government covid vaccination centers, and at a nominal rate (as per the Gol order F.No.2079203/2021/Immunization) in selected private Hospitals.*
- **ENSURE ALL YOUR ELIGIBLE FAMILY MEMBERS ARE PROTECTED BY RECEIVING ANY OF THE AVAILABLE COVID VACCINE.**
- **“BOTH COVAXIN AND COVISHIELD ARE EQUALLY EFFECTIVE AND SAFE”**
- **“BE FULLY PROTECTED – GET THE SECOND DOSE AT YOUR SCHEDULED TIME”**

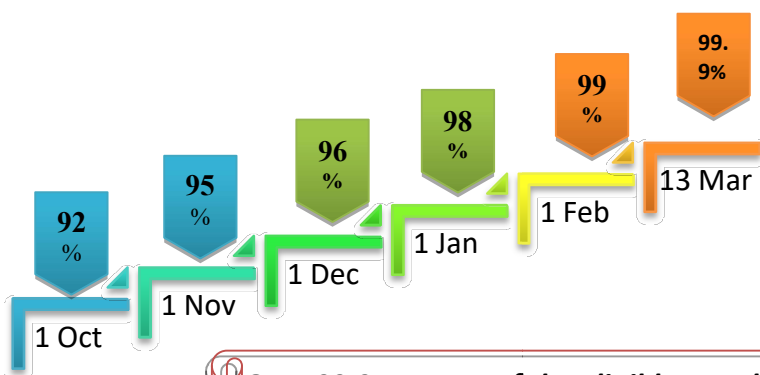
## ANALYSIS

COVID-19 mass vaccinations are showing signs of preventing illness and steep decline in cases and hospital admissions in countries which done vaccination. Kerala started its vaccination for health care workers from January 16, 2021. The COVID-19 Vaccines Operational Guidelines issued by the Ministry of Health and Family Welfare, Govt. of India, 28th December 2020 and all subsequent Guidelines issued by Ministry of Health and Family Welfare, Govt of India are followed at the sites and all vaccination lanes

### Summary of COVID Vaccine Administered as on 13-03-2022 midnight



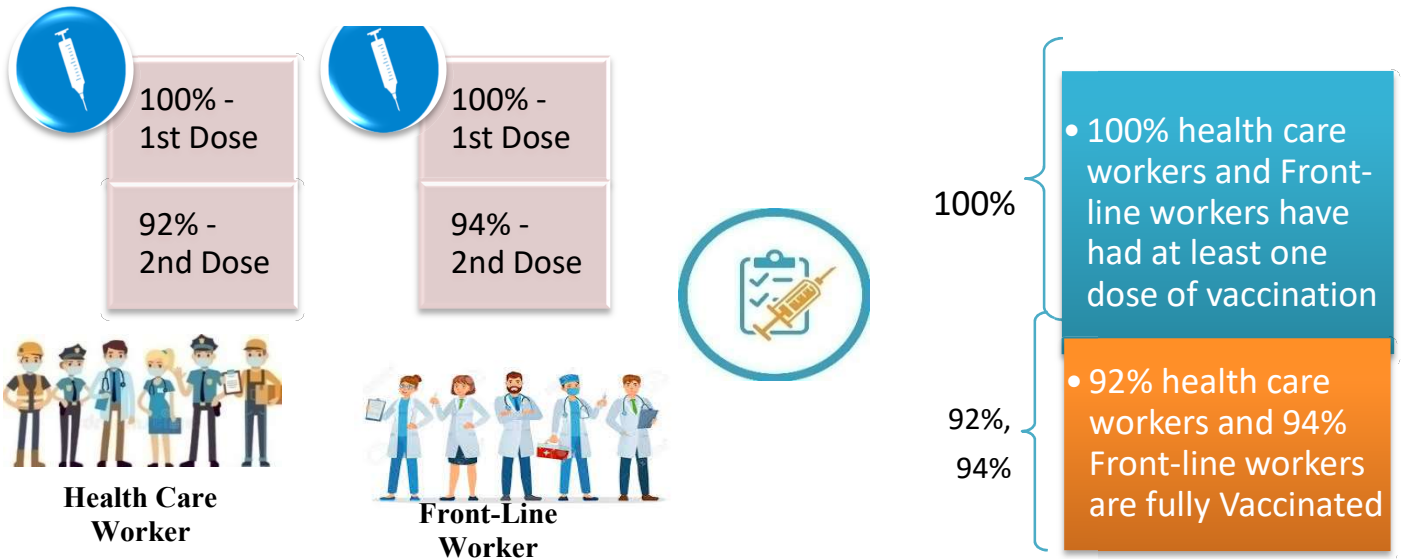
### Time Line of Vaccination Coverage



Kerala began administration of COVID 19 Vaccines on 16<sup>th</sup> January, 2021. As of 13<sup>th</sup> March 2022, Kerala has administered over 52 million doses overall, including first and second doses of vaccines.


**Over 99.9 per cent of the eligible population (15 + years) in Kerala has been administered the first dose of the Covid-19 vaccine. The state has achieved the target within 431 days since the beginning of the vaccination drive on January 16, 2021**

# Health Care Workers & Front-line Workers Vaccinated



## Are You Vaccinated? You Still Need to Practice: SMS

- Even after vaccination, follow COVID appropriate behavior
- Practice Social Distancing and greet without physical contact
- Always wear clean face mask
- Wash your hands thoroughly and frequently or use hand sanitizer
- Follow the current COVID 19 guidelines to prevent further spread
- Stay Safe. Stay Strong. Get Vaccinated



Even After Getting Vaccinated Keep Taking Precautions to Protect Your Self



**GET VACCINATED**



**WASH YOUR HANDS**



**WEAR A MASK**



**KEEP YOUR DISTANCE**

# The Race Towards Full Vaccination - Weekly Trend

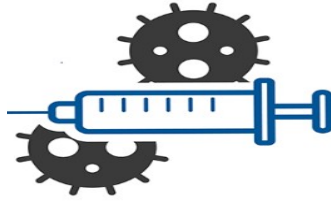
5<sup>th</sup> – 11<sup>th</sup> Mar, 2022

Kerala Administered over

## 1.64 Lakh

COVID Vaccine Doses

in the last 7 days  
(5<sup>th</sup> to 11<sup>th</sup> Mar)



From 5<sup>th</sup> to 11<sup>th</sup> Mar, 2022 on average

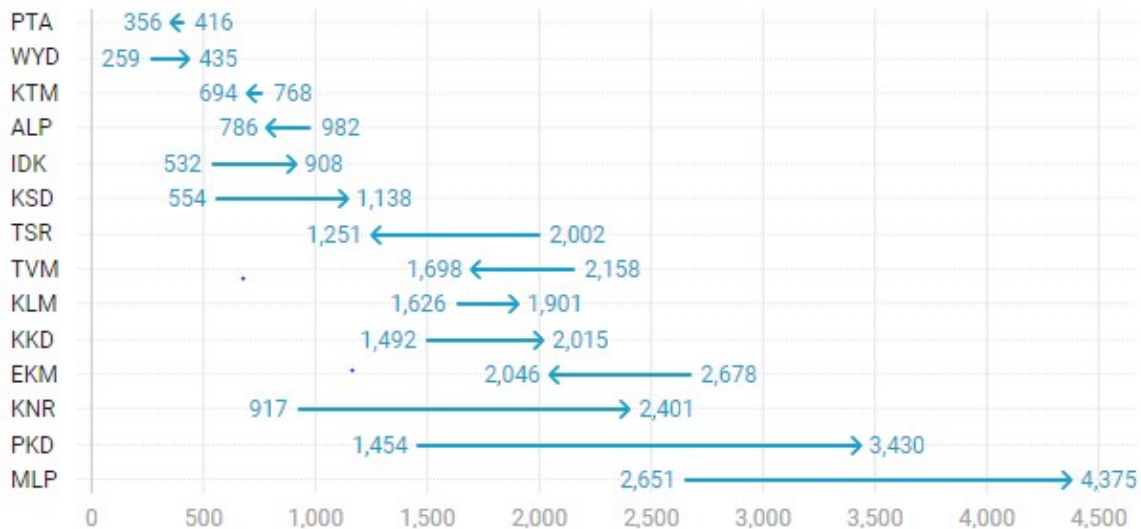
## 0.23lakh

doses were administered daily.

Average Doses Administered Per day per week (in 1000)



Trend in average per day vaccination for the last two weeks

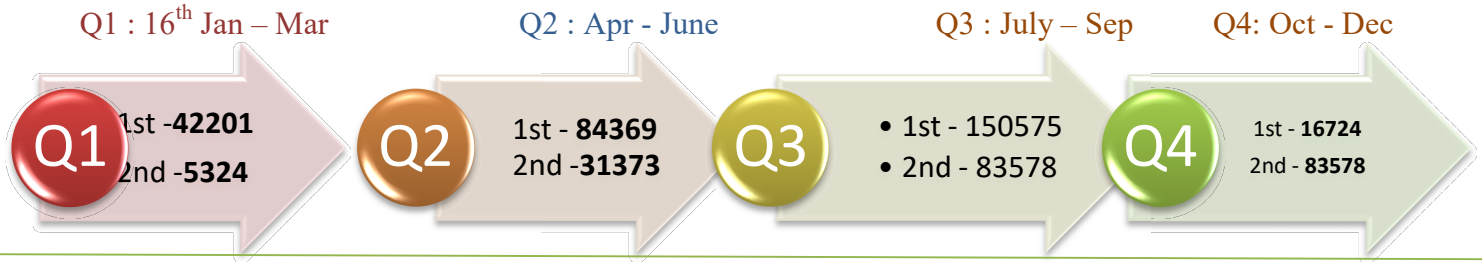


# Race Against Time – Vaccination Quarterly Status

(Q1:16<sup>th</sup> Jan-Mar, Q2: Apr-June, Q3: July-Sep, Q4: Oct - Dec)

## Daily Average Doses Administered per Quarter

In the first Quarter, only 42201 first doses and 5324 second doses were administered daily on average. During the second, third and fourth quarters, the daily vaccination of the first and second doses increased significantly.



## Vaccination Achievement per Quarter

In the third quarter of the immunization drive, 52% of the eligible population (18 + age) in Kerala were given the first dose and 29% the second dose.

## Dose Progression

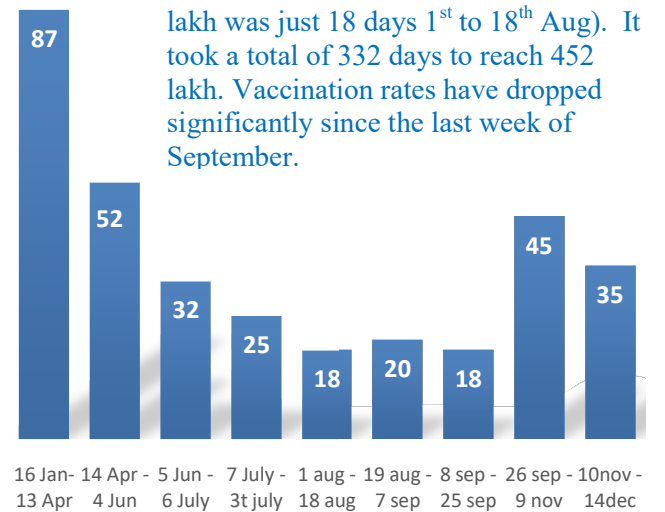
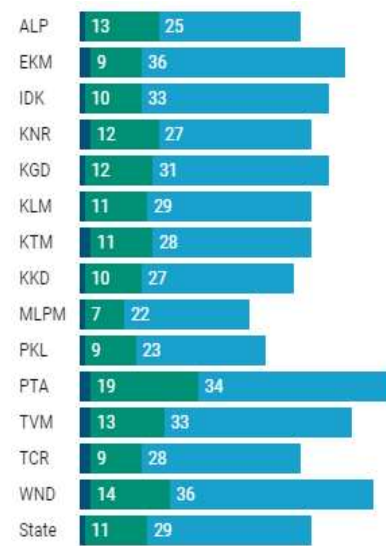
The chart shows the days taken for total COVID-19 Vaccination doses (both first and second) in Kerala to cross every 50 lakh dose mark.

■ Q1 ■ Q2 ■ Q3

### First Dose



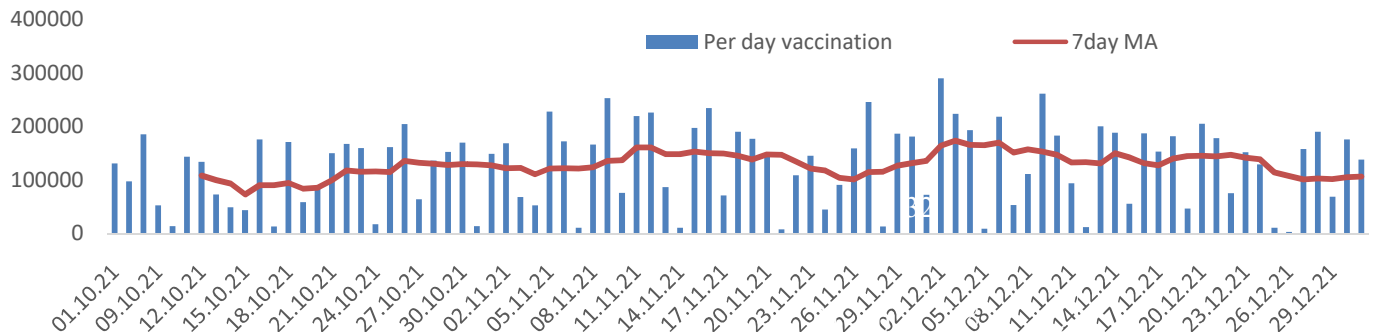
### Second Dose



It took 87 days to administer the first 50 lakh doses. The shortest time taken to 50 lakh was just 18 days 1<sup>st</sup> to 18<sup>th</sup> Aug). It took a total of 332 days to reach 452 lakh. Vaccination rates have dropped significantly since the last week of September.

## Vaccine Administered per Day and 7 days Moving Average in Last Quarter (Oct -Dec)

The seven-day moving average of daily doses in the last quarter showed a peak on December 2<sup>nd</sup> and continued to fluctuate thereafter.



## Important Message to the Public

- a. *Infection or infection rate is only a part and disease manifestation of disease is to be monitored*
- b. *Fatality among vaccinated people is very less. Disease severity among vaccinated people is less.*
- c. *People with comorbidity should be careful. Once detected covid positive they should get admitted and do not stay at home.*
- d. *Death among non-vaccinated people, especially people with comorbidity is because of late arrival in hospitals*
- e. *Diabetes and Hypertension together is the most common cause of patient death if they arrive late.*
- f. *Vaccinated people, only if symptomatic are advised to consult Doctor.*
- g. *Non Vaccinated people, if symptomatic, may do RTPCR test*
- h. *Antigen testing is only for emergency purpose*
- i. *Non vaccinated people with co-morbidities to do testing by RTPCR and consult doctor*
- j. *Repeat RTPCR is not needed among the people who are detected COVID positive in the previous 2 months*
- k. *All young person detected positive and at home isolation should do glucose test*

TABLE1.Total Vaccination done in the State as on 13/03/2022 midnight

State Summary (15+ years)-Total doses administered till 14/3/2022 at 12 AM								
District	Target	First Dose	Percent age	Second Dose	Percentage*	Precaution Dose	Percentage	Total doses administered
Alappuzha	1785011	1678834	94%	1547934	87%	78370	57%	3,305,138
Ernakulam	3126405	3214744	103%	2708465	87%	104548	47%	6,027,757
Idukki	920421	930996	101%	774363	84%	21499	35%	1,726,858
Kannur	2011583	2101734	104%	1831795	91%	72737	50%	4,006,266
Kasaragod	1052859	1017613	97%	841326	80%	33289	41%	1,892,228
Kollam	2198745	2160628	98%	1850074	84%	78053	49%	4,088,755
Kottayam	1647422	1620459	98%	1411017	86%	63687	51%	3,095,163
Kozhikode	2642551	2611044	99%	2135930	81%	63374	37%	4,810,348
Malappuram	3229570	3307453	102%	2547383	79%	53682	41%	5,908,518
Palakkad	2273003	2263787	100%	1917856	84%	73953	53%	4,255,596
Pathanamthitta	1085342	1128468	104%	949919	88%	71117	54%	2,149,504
Thiruvananthapuram	2820638	2801448	99%	2400216	85%	121455	49%	5,323,119
Thrissur	2669204	2559630	96%	2334660	87%	94826	59%	4,989,116
Wayanad	688943	724113	105%	622675	90%	28352	38%	1,375,140
<b>Grand Total</b>	<b>28,151,697</b>	<b>28,120,951</b>	<b>99.9%</b>	<b>23,873,613</b>	<b>85%</b>	<b>958,942</b>	<b>48%</b>	<b>52,953,506</b>

TABLE2. Covid-19 Vaccination Center Functional in the State as on 13/03/2022 midnight

DISTRICTS	15+	18+	Total
Alappuzha	0	2	2
Ernakulam	1	9	10
Idukki	0	0	0
Kannur	0	4	4
Kasaragod	0	1	1
Kollam	0	2	2
Kottayam	0	1	1
Kozhikode	0	5	5
Malappuram	1	4	5
Palakkad	0	4	4
Pathanamthitta	0	1	1
Thiruvananthapuram	0	8	8
Thrissur	2	9	11
Wayanad	0	0	0
<b>GrandTotal</b>	<b>4</b>	<b>50</b>	<b>54</b>

TABLE3. Health Care Workers Coverage as on 13/03/2022 midnight

<b>DISTRICT</b>	<b>1st DOSE</b>	<b>2nd Dose</b>	<b>% fully vaccinated</b>	<b>Precaution dose</b>	<b>Precaution dose (%) *</b>
<b>Alappuzha</b>	29020	27201	94%	12107	56%
<b>Ernakulam</b>	85565	75709	88%	28543	46%
<b>Idukki</b>	13552	12986	96%	4984	48%
<b>Kannur</b>	40388	37480	93%	16518	54%
<b>Kasaragod</b>	11610	10801	93%	4400	51%
<b>Kollam</b>	36033	33775	94%	13375	51%
<b>Kottayam</b>	38706	36250	94%	14950	53%
<b>Kozhikode</b>	52733	47895	91%	15718	42%
<b>Malappuram</b>	44832	41943	94%	15341	52%
<b>Palakkad</b>	34673	31981	92%	14019	54%
<b>Pathanamthitta</b>	29335	25047	85%	10429	51%
<b>Thiruvananthapuram</b>	73421	66292	90%	23625	45%
<b>Thrissur</b>	51909	49138	95%	23868	60%
<b>Wayanad</b>	13977	13276	95%	5945	52%
<b>Grand Total</b>	<b>555754</b>	<b>509774</b>	<b>92%</b>	<b>203822</b>	<b>50%</b>

1st Dose coverage for HCW is 100%

\*Proportion of beneficiaries who are eligible ( completed 9 months after 2nd dose )

TABLE4. Frontline workers Coverage as on 13/03/2022 midnight

<b>DISTRICT</b>	<b>1st dose</b>	<b>2nd Dose</b>	<b>% fully vaccinated</b>	<b>Precaution dose</b>	<b>Precaution dose(%) *</b>
<b>Alappuzha</b>	39126	36717	94%	11563	40%
<b>Ernakulam</b>	54934	50297	92%	16230	42%
<b>Idukki</b>	22993	21314	93%	4649	29%
<b>Kannur</b>	41380	39936	97%	10567	34%
<b>Kasaragod</b>	24615	22448	91%	5629	31%
<b>Kollam</b>	42235	38777	92%	8814	32%
<b>Kottayam</b>	32139	30574	95%	9686	39%
<b>Kozhikode</b>	55272	52513	95%	7501	20%
<b>Malappuram</b>	53913	51229	95%	10944	29%
<b>Palakkad</b>	48096	45494	95%	13787	38%
<b>Pathanamthitta</b>	25249	22508	89%	5956	34%
<b>Thiruvananthapuram</b>	72993	67529	93%	17477	39%
<b>Thrissur</b>	41904	40709	97%	15384	50%
<b>Wayanad</b>	17021	16082	94%	3676	28%
<b>Grand Total</b>	<b>571870</b>	<b>536127</b>	<b>94%</b>	<b>141863</b>	<b>35%</b>

1st Dose coverage for FLW is 100%

\*Proportion of beneficiaries who are eligible ( completed 9 months after 2nd dose )



TABLE5. Age-Appropriate Group (45-59 Years) Coverage as on 13/03/2022 midnight

<b>Table 5: Age appropriate group (45-59 years) coverage</b>					
<b>45-59 years Coverage as on 14/03/2022 at 12 AM</b>					
<b>District</b>	<b>Target</b>	<b>1st Dose Coverage</b>	<b>Percentage</b>	<b>2nd Dose Coverage</b>	<b>Percentage fully vaccinated</b>
Alappuzha	535436	438649	82%	413004	77%
Ernakulam	809349	783149	97%	698491	86%
Idukki	237564	246865	104%	218015	92%
Kannur	527295	515467	98%	476276	90%
Kasaragod	253027	252039	100%	222953	88%
Kollam	541201	559645	103%	498488	92%
Kottayam	478470	413879	87%	371598	78%
Kozhikode	658949	654173	99%	576531	87%
Malappuram	733338	722343	99%	621542	85%
Palakkad	614226	546833	89%	494464	81%
Pathanamthitta	264372	281603	107%	250570	95%
Thiruvananthapuram	735836	681083	93%	609694	83%
Thrissur	689418	663540	96%	619598	90%
Wayanad	170537	177097	104%	163904	96%
<b>Grand Total</b>	<b>7249018</b>	<b>6,936,365</b>	<b>96%</b>	<b>6,235,128</b>	<b>86%</b>

TABLE6. Age-Appropriate Group (≥60 Years) Coverage as on 13/03/2022 midnight

<b>Table 6: Age appropriate group (≥ 60 years) coverage</b>							
<b>≥ 60 years Coverage as on 14/03/2022 at 12 AM</b>							
<b>District</b>	<b>Target</b>	<b>1st Dose Coverage</b>	<b>Percentage</b>	<b>2nd Dose Coverage</b>	<b>Percentage fully vaccinated</b>	<b>Precaution dose</b>	<b>%</b>
Alappuzha	424565	428656	101%	398387	94%	54700	63%
Ernakulam	673885	675848	100%	618121	92%	59775	50%
Idukki	193981	194468	100%	172181	89%	11866	33%
Kannur	438602	444222	101%	410525	94%	45652	54%
Kasaragod	182460	181614	100%	159767	88%	23260	43%
Kollam	497558	499213	100%	452353	91%	55864	52%
Kottayam	418008	419359	100%	381720	91%	39051	54%
Kozhikode	526896	528783	100%	477214	91%	40155	42%
Malappuram	477642	487811	102%	431766	90%	27397	43%
Palakkad	437708	439541	100%	399198	91%	46147	59%
Pathanamthitta	311297	311955	100%	279406	90%	54732	58%
Thiruvananthapuram	630465	632526	100%	568198	90%	80353	54%
Thrissur	581781	587708	101%	554727	95%	55574	61%
Wayanad	128009	128262	100%	114041	89%	18731	37%
<b>Grand Total</b>	<b>5922857</b>	<b>5,959,966</b>	<b>101%</b>	<b>5,417,604</b>	<b>91%</b>	<b>613,257</b>	<b>52%</b>

TABLE 6. Age-Appropriate Group (18-44 Years) Coverage as on 13/03/2022 midnight

18-44 years Coverage as on 14/03/2022 at 12 AM					
District	Target	First Dose		2nd Dose Coverage	Percentage fully vaccinated*
		1st Dose Coverage	Percentage		
Alappuzha	744178	668220	90%	618538	83%
Ernakulam	1470864	1506364	102%	1202629	82%
Idukki	437537	418428	96%	326704	75%
Kannur	947964	962199	102%	806200	85%
Kasaragod	556876	499735	90%	399024	72%
Kollam	1054752	930164	88%	770675	73%
Kottayam	665544	653330	98%	553006	83%
Kozhikode	1313678	1215950	93%	936161	71%
Malappuram	1777378	1823442	103%	1339959	75%
Palakkad	1088327	1083000	100%	882117	81%
Pathanamthitta	460819	442080	96%	347079	75%
Thiruvananthapuram	1309099	1244512	95%	1037846	79%
Thrissur	1274465	1095425	86%	993139	78%
Wayanad	361152	353834	98%	297055	82%
<b>Grand Total</b>	<b>13462633</b>	<b>12,896,683</b>	<b>96%</b>	<b>10,510,132</b>	<b>78%</b>

\*Among those who have taken first dose

TABLE 7. Age-Appropriate Group (15-17 Years) Coverage as on 13/03/2022 midnight

15-17 years Coverage as on 14/03/2022 at 12 AM					
District	Target	1st Dose Coverage	Percentage	2nd Dose Coverage	Percentage fully vaccinated
Alappuzha	80832	75163	93%	54087	67%
Ernakulam	172307	108884	63%	63218	37%
Idukki	51339	34690	68%	23163	45%
Kannur	97722	98078	100%	61378	63%
Kasaragod	60496	48000	79%	26333	44%
Kollam	105234	93338	89%	56006	53%
Kottayam	85400	63046	74%	37869	44%
Kozhikode	143028	104133	73%	45616	32%
Malappuram	241212	175112	73%	60944	25%
Palakkad	132742	111644	84%	64602	49%
Pathanamthitta	48854	38246	78%	25309	52%
Thiruvananthapuram	145238	96913	67%	50657	35%
Thrissur	123540	119144	96%	77349	63%
Wayanad	29245	33922	116%	18317	63%
<b>Grand Total</b>	<b>1,517,189</b>	<b>1,200,313</b>	<b>78%</b>	<b>664,848</b>	<b>43%</b>

TABLE 8. State Summary (18+) as on 13/03/2022 midnight

State Summary (18+) 14-03-2022 at 12 AM							
District	Target	First Dose	Percentage	Second Dose	Percentage*	Precaution Dose	Percentage
Alappuzha	1704179	1603671	94%	1493847	88%	78370	57%
Ernakulam	2954098	3105860	105%	2645247	90%	104548	47%
Idukki	869082	896306	103%	751200	86%	21499	35%
Kannur	1913861	2003656	105%	1770417	93%	72737	50%
Kasaragod	992363	969613	98%	814993	82%	33289	41%
Kollam	2093511	2067290	99%	1794068	86%	78053	49%
Kottayam	1562022	1557413	100%	1373148	88%	63687	51%
Kozhikode	2499523	2506911	100%	2090314	84%	63374	37%
Malappuram	2988358	3132341	105%	2486439	83%	53682	41%
Palakkad	2140261	2152143	101%	1853254	87%	73953	53%
Pathanamthitta	1036488	1090222	105%	924610	89%	71117	54%
Thiruvananthapuram	2675400	2704535	101%	2349559	88%	121455	49%
Thrissur	2545664	2440486	96%	2257311	89%	94826	59%
Wayanad	659698	690191	105%	604358	92%	28352	38%
<b>Grand Total</b>	<b>2,66,34,508</b>	<b>26,920,638</b>	<b>101%</b>	<b>23,208,765</b>	<b>87%</b>	<b>958,942</b>	<b>48%</b>

\*Revised target population(> 18 years) as per MOHFW is 2.67 crores  
\*As per letter from Additional Secretary MOHFW- D O No 2317579/2021/Imm dated 15/09/2021

TABLE 9. Achievement for the day 13/03/2022 midnight

Daily achievement 14-03-2022				
District	First Dose	Second Dose	Precaution dose	Total Doses Administered
Alappuzha	0	1	0	1
Ernakulam	52	309	53	414
Idukki	0	0	0	0
Kannur	1	0	0	1
Kasaragod	0	0	0	0
Kollam	0	8	2	10
Kottayam	0	0	0	0
Kozhikode	0	2	0	2
Malappuram	6	58	11	75
Palakkad	1	2	0	3
Pathanamthitta	2	18	10	30
Thiruvananthapuram	2	23	18	43
Thrissur	2	8	5	15
Wayanad	0	0	0	0
<b>Grand Total</b>	<b>66</b>	<b>429</b>	<b>99</b>	<b>594</b>

\*\* Vaccine stock details couldn't be downloaded from e-VIN portal as the portal is down.

TABLE9. COVID Vaccination related sites

<a href="mailto:support@cowin.gov.in">support@cowin.gov.in</a> <a href="https://www.cowin.gov.in/home">https://www.cowin.gov.in/home</a> <a href="https://dashboard.kerala.gov.in/">https://dashboard.kerala.gov.in/</a> <a href="https://dhs.kerala.gov.in/https://aogyakeralam.gov.in/https://sha.kerala.gov.in/">https://dhs.kerala.gov.in/https://aogyakeralam.gov.in/https://sha.kerala.gov.in/</a>
-------------------------------------------------------------------------------------------------------------------------------------------------------------------------------------------------------------------------------------------------------------------------------------------------------------------------------------------------------------------------------------------------------------------

TABLE10.COVID Vaccination related Helpline numbers

National/State/District	Line1	Line2	Line3
National Helpline	1075	+91 1123978046	0120 4473222
Disha	1056	04712552056	
StateCallCenter	04712309251	04712309252	04712309255
Thiruvananthapuram	9188610100	1077	
Kollam	04742797609	8589015556	
Pathanamthitta	04682222515	04682228220	
Alappuzha	04772239999		
Kottayam	04812565200	04812304800	04812581900
Idukki	18004255640	04862232220	04862233118
Ernakulam	9072303861		
Thrissur	9400066921	9400066922	9400066923
Palakkad	04912505264	04912505189	8943341439
Malappuram	04832733253	04832737858	04832733252
Kozhikode	7594001442		
Wayanad	04936202343	04936202375	9072510900
Kannur	04972700194		
Kasargod	9061076590	9061079244	9061078026