



**COVID-
19 OUTBREAK CONTROL AND PREVENTION STATE CELL HEALTH
H & FAMILY WELFARE DEPARTMENT**

www.dhs.kerala.gov.in

controlroomdhskerala@gmail.com

Kerala HEALTH-COVID-19 DAILY VACCINATION BULLETIN

Date: 14/03/2022

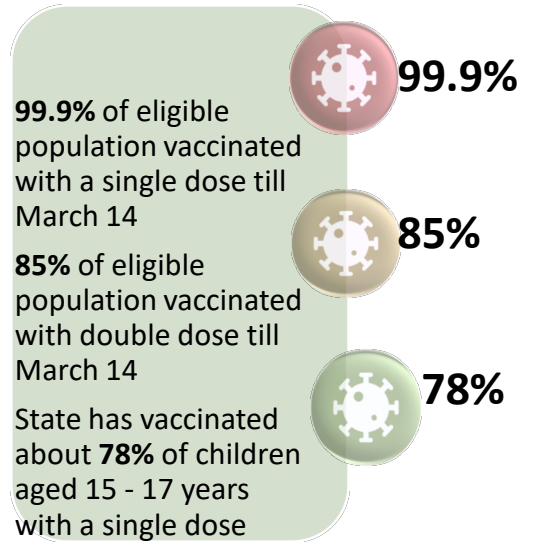
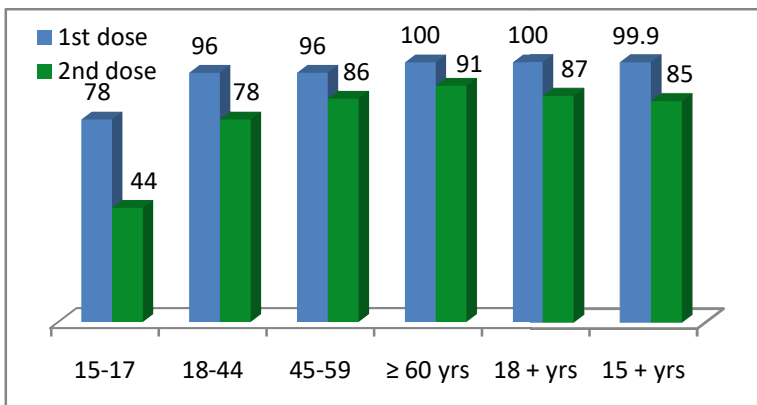
**OUR HEALTH OUR RESPONSIBILITY
VACCINE ADVISORY**

- *People who are vaccinated with Covid Vaccine are reported to have reduced Covid related ICU admissions, serious disease and death.*
- *Early vaccination is useful to safeguard our life from this deadly disease.*
- *Vaccination sessions are planned as per the availability of vaccine. All are requested to cooperate.*
- *After receiving the first dose, second dose of Covishield vaccine is to be taken between 12–16 weeks and second dose of Covaxin between 4-6 weeks.*
- *Covid vaccination is currently available to all above 15 years. Children in 15-18 age group will get Covaxin.*
- *Health Staffs, Frontline workers and people above 60 years with co-morbidities will get precaution dose after 9 months or 39 weeks from the second dose. The Same vaccine administered as first and second dose is to be taken as precaution dose. People above 60 years with co-morbidities should take medical advice before receiving precaution dose.*
- *Vaccination is available free of cost in all Government covid vaccination centers, and at a nominal rate (as per the Gol order F.No.2079203/2021/Immunization) in selected private Hospitals.*
- **ENSURE ALL YOUR ELIGIBLE FAMILY MEMBERS ARE PROTECTED BY RECEIVING ANY OF THE AVAILABLE COVID VACCINE.**
- **“BOTH COVAXIN AND COVISHIELD ARE EQUALLY EFFECTIVE AND SAFE”**
- **“BE FULLY PROTECTED – GET THE SECOND DOSE AT YOUR SCHEDULED TIME”**


ANALYSIS

COVID-19 mass vaccinations are showing signs of preventing illness and steep decline in cases and hospital admissions in countries which done vaccination. Kerala started its vaccination for health care workers from January 16, 2021. The COVID-19 Vaccines Operational Guidelines issued by the Ministry of Health and Family Welfare, Govt. of India, 28th December 2020 and all subsequent Guidelines issued by Ministry of Health and Family Welfare, Govt of India are followed at the sites and all vaccination lanes

Summary of COVID Vaccine Administered as on 14-03-2022 midnight



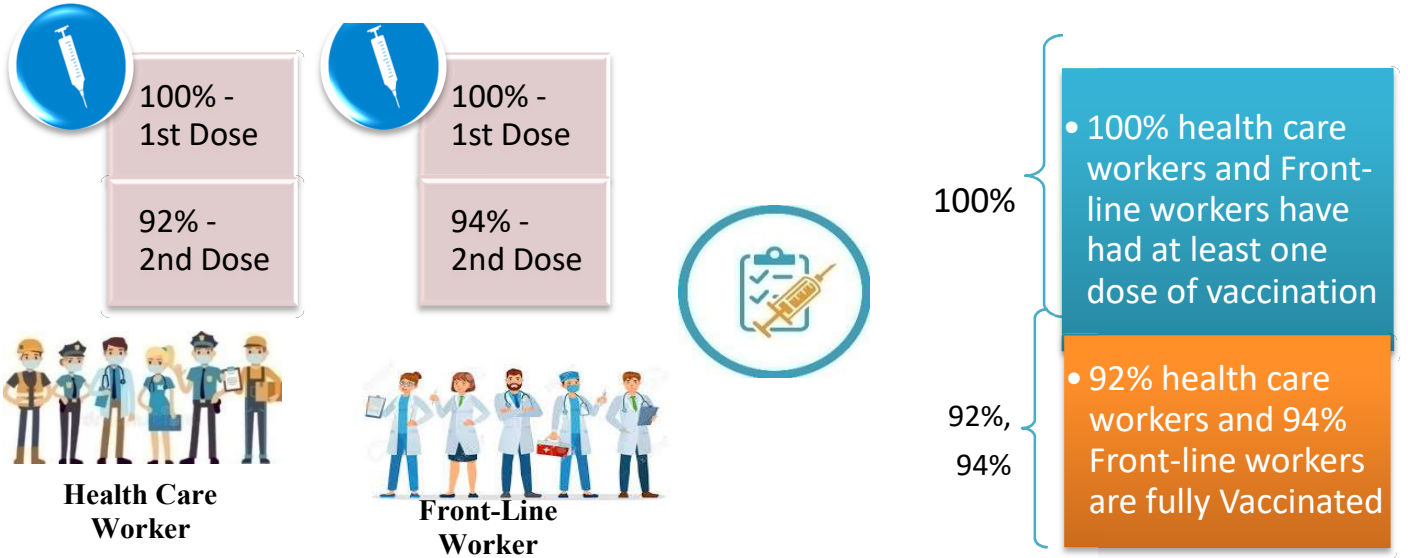
Time Line of Vaccination Coverage



Kerala began administration of COVID 19 Vaccines on 16th January, 2021. As of 14th March 2022, Kerala has administered over 52 million doses overall, including first and second doses of vaccines.


Over 99.9 per cent of the eligible population (15 + years) in Kerala has been administered the first dose of the Covid-19 vaccine. The state has achieved the target within 431 days since the beginning of the vaccination drive on January 16, 2021

Health Care Workers & Front-line Workers Vaccinated



Are You Vaccinated? You Still Need to Practice: SMS

- Even after vaccination, follow COVID appropriate behavior
- Practice Social Distancing and greet without physical contact
- Always wear clean face mask
- Wash your hands thoroughly and frequently or use hand sanitizer
- Follow the current COVID 19 guidelines to prevent further spread
- Stay Safe. Stay Strong. Get Vaccinated



Even After Getting Vaccinated Keep Taking Precautions to Protect Your Self



GET VACCINATED



WASH YOUR HANDS



WEAR A MASK



KEEP YOUR DISTANCE

The Race Towards Full Vaccination - Weekly Trend

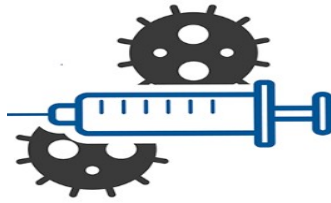
5th – 11th Mar, 2022

Kerala Administered over

1.64 Lakh

COVID Vaccine Doses

in the last 7 days
(5th to 11th Mar)



From 5th to 11th Mar, 2022 on average

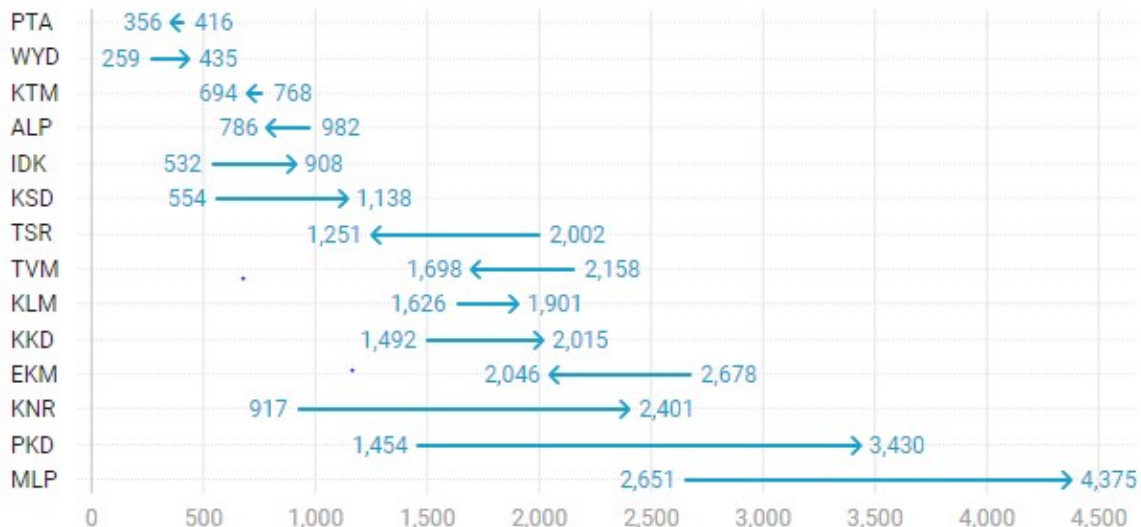
0.23lakh

doses were administered daily.

Average Doses Administered Per day per week (in 1000)



Trend in average per day vaccination for the last two weeks



Race Against Time – Vaccination Quarterly Status

(Q1:16th Jan-Mar, Q2: Apr-June, Q3: July-Sep, Q4: Oct - Dec)

Daily Average Doses Administered per Quarter

In the first Quarter, only 42201 first doses and 5324 second doses were administered daily on average. During the second, third and fourth quarters, the daily vaccination of the first and second doses increased significantly.



Vaccination Achievement per Quarter

In the third quarter of the immunization drive, 52% of the eligible population (18 + age) in Kerala were given the first dose and 29% the second dose.

Dose Progression

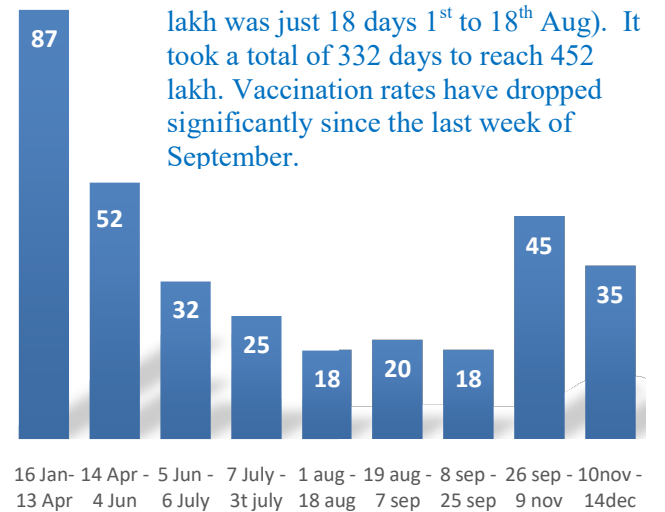
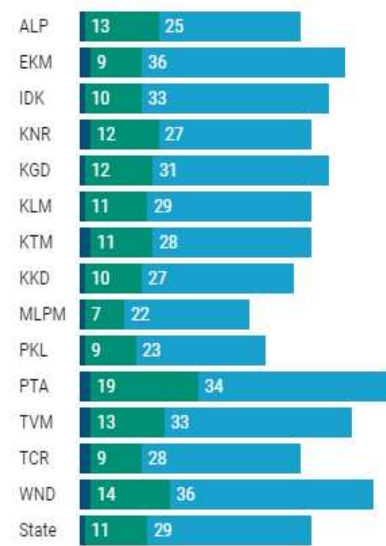
The chart shows the days taken for total COVID-19 Vaccination doses (both first and second) in Kerala to cross every 50 lakh dose mark

■ Q1 ■ Q2 ■ Q3

First Dose



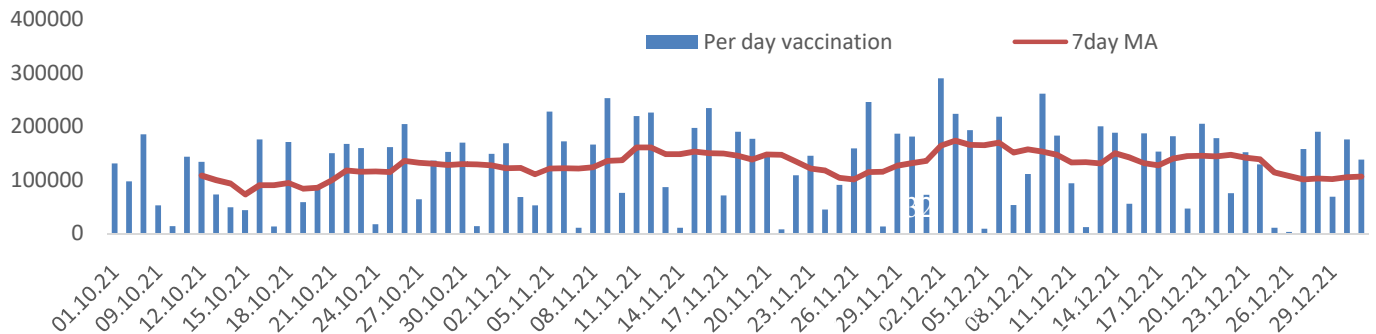
Second Dose



It took 87 days to administer the first 50 lakh doses. The shortest time taken to 50 lakh was just 18 days 1st to 18th Aug). It took a total of 332 days to reach 452 lakh. Vaccination rates have dropped significantly since the last week of September.

Vaccine Administered per Day and 7 days Moving Average in Last Quarter (Oct -Dec)

The seven-day moving average of daily doses in the last quarter showed a peak on December 2nd and continued to fluctuate thereafter



Important Message to the Public

- a. *Infection or infection rate is only a part and disease manifestation of disease is to be monitored*
- b. *Fatality among vaccinated people is very less. Disease severity among vaccinated people is less.*
- c. *People with comorbidity should be careful. Once detected covid positive they should get admitted and do not stay at home.*
- d. *Death among non-vaccinated people, especially people with comorbidity is because of late arrival in hospitals*
- e. *Diabetes and Hypertension together is the most common cause of patient death if they arrive late.*
- f. *Vaccinated people, only if symptomatic are advised to consult Doctor.*
- g. *Non Vaccinated people, if symptomatic, may do RTPCR test*
- h. *Antigen testing is only for emergency purpose*
- i. *Non vaccinated people with co-morbidities to do testing by RTPCR and consult doctor*
- j. *Repeat RTPCR is not needed among the people who are detected COVID positive in the previous 2 months*
- k. *All young person detected positive and at home isolation should do glucose test*

TABLE1.Total Vaccination done in the State as on 14/03/2022 midnight

State Summary (15+ years)-Total doses administered till 15/3/2022 at 12 AM								
District	Target	First Dose	Percent age	Second Dose	Percentage*	Precaution Dose	Percentage	Total doses administered
Alappuzha	1785011	1678931	94%	1548988	87%	78714	57%	3,306,633
Ernakulam	3126405	3215002	103%	2710610	87%	104905	47%	6,030,517
Idukki	920421	931049	101%	774837	84%	21620	35%	1,727,506
Kannur	2011583	2101879	104%	1833239	91%	72888	50%	4,008,006
Kasaragod	1052859	1017715	97%	842207	80%	33500	42%	1,893,422
Kollam	2198745	2160789	98%	1851869	84%	78552	48%	4,091,210
Kottayam	1647422	1620555	98%	1411790	86%	64098	51%	3,096,443
Kozhikode	2642551	2611418	99%	2139137	81%	63813	37%	4,814,368
Malappuram	3229570	3308006	102%	2551885	79%	54027	41%	5,913,918
Palakkad	2273003	2264013	100%	1920730	85%	74283	53%	4,259,026
Pathanamthitta	1085342	1128512	104%	950253	88%	71396	54%	2,150,161
Thiruvananthapuram	2820638	2801580	99%	2401079	85%	123240	48%	5,325,899
Thrissur	2669204	2559788	96%	2336650	88%	95223	59%	4,991,661
Wayanad	688943	724170	105%	623176	90%	28505	38%	1,375,851
Grand Total	28,151,697	28,123,407	99.9%	23,896,450	85%	964,764	48%	52,984,621

TABLE2.Covid-19Vaccination Center Functional in the State as on 14/03/2022 midnight

<i>DISTRICTS</i>	15+	18+	Total
Alappuzha	2	88	90
Ernakulam	17	36	53
Idukki	4	17	21
Kannur	8	13	21
Kasaragod	11	44	55
Kollam	22	44	66
Kottayam	8	65	73
Kozhikode	2	103	105
Malappuram	28	70	98
Palakkad	11	36	47
Pathanamthitta	33	37	70
Thiruvananthapuram	2	126	128
Thrissur	38	126	164
Wayanad	17	52	69
GrandTotal	203	857	1060

TABLE3. Health Care Workers Coverage as on 14/03/2022 midnight

DISTRICT	1st DOSE	2nd Dose	% fully vaccinated	Precaution dose	Precaution dose (%) *
Alappuzha	29020	27201	94%	12132	56%
Ernakulam	85565	75711	88%	28567	46%
Idukki	13552	12986	96%	4991	48%
Kannur	40388	37481	93%	16532	54%
Kasaragod	11610	10801	93%	4411	51%
Kollam	36033	33776	94%	13404	51%
Kottayam	38706	36254	94%	14987	53%
Kozhikode	52733	47897	91%	15791	42%
Malappuram	44832	41944	94%	15385	52%
Palakkad	34673	31981	92%	14050	54%
Pathanamthitta	29335	25049	85%	10454	51%
Thiruvananthapuram	73421	66295	90%	23676	45%
Thrissur	51909	49141	95%	23896	60%
Wayanad	13977	13276	95%	5957	52%
Grand Total	555754	509793	92%	204233	50%

1st Dose coverage for HCW is 100%

*Proportion of beneficiaries who are eligible (completed 9 months after 2nd dose)

TABLE4. Frontline workers Coverage as on 14/03/2022 midnight

DISTRICT	1st dose	2nd Dose	% fully vaccinated	Precaution dose	Precaution dose(%) *
Alappuzha	39126	36717	94%	11576	40%
Ernakulam	54934	50297	92%	16249	42%
Idukki	22993	21314	93%	4649	29%
Kannur	41380	39936	97%	10576	34%
Kasaragod	24615	22448	91%	5642	31%
Kollam	42235	38778	92%	8833	32%
Kottayam	32139	30574	95%	9698	39%
Kozhikode	55272	52517	95%	7530	20%
Malappuram	53913	51230	95%	10960	29%
Palakkad	48096	45494	95%	13817	38%
Pathanamthitta	25249	22508	89%	5983	34%
Thiruvananthapuram	72994	67529	93%	17513	39%
Thrissur	41904	40709	97%	15406	50%
Wayanad	17021	16082	94%	3680	28%
Grand Total	571871	536133	94%	142112	35%

1st Dose coverage for FLW is 100%

*Proportion of beneficiaries who are eligible (completed 9 months after 2nd dose)

TABLE5.Age-Appropriate Group(45-59 Years)Coverage as on 14/03/2022 midnight

Table 5: Age appropriate group (45-59 years) coverage					
45-59 years Coverage as on 15/03/2022 at 12 AM					
District	Target	1st Dose Coverage	Percentage	2nd Dose Coverage	Percentage fully vaccinated
Alappuzha	535436	438656	82%	413151	77%
Ernakulam	809349	783155	97%	698570	86%
Idukki	237564	246867	104%	218061	92%
Kannur	527295	515471	98%	476364	90%
Kasaragod	253027	252046	100%	223014	88%
Kollam	541201	559659	103%	498664	92%
Kottayam	478470	413896	87%	371723	78%
Kozhikode	658949	654208	99%	576899	88%
Malappuram	733338	722375	99%	621873	85%
Palakkad	614226	546851	89%	494782	81%
Pathanamthitta	264372	281611	107%	250603	95%
Thiruvananthapuram	735836	681101	93%	609816	83%
Thrissur	689418	663544	96%	619904	90%
Wayanad	170537	177099	104%	163930	96%
Grand Total	7249018	6,936,539	96%	6,237,354	86%

TABLE6.Age-Appropriate Group (≥60 Years) Coverage as on 14/03/2022 midnight

Table 6: Age appropriate group (≥ 60 years) coverage							
≥ 60 years Coverage as on 15/03/2022 at 12 AM							
District	Target	1st Dose Coverage	Percentage	2nd Dose Coverage	Percentage fully vaccinated	Precaution dose	%
Alappuzha	424565	428662	101%	398450	94%	55006	63%
Ernakulam	673885	675856	100%	618161	92%	60089	49%
Idukki	193981	194470	100%	172207	89%	11980	33%
Kannur	438602	444223	101%	410568	94%	45780	55%
Kasaragod	182460	181616	100%	159791	88%	23447	44%
Kollam	497558	499217	100%	452457	91%	56315	51%
Kottayam	418008	419369	100%	381797	91%	39413	54%
Kozhikode	526896	528802	100%	477425	91%	40492	43%
Malappuram	477642	487818	102%	431889	90%	27682	43%
Palakkad	437708	439550	100%	399313	91%	46416	59%
Pathanamthitta	311297	311957	100%	279421	90%	54959	58%
Thiruvananthapuram	630465	632544	100%	568287	90%	82051	52%
Thrissur	581781	587719	101%	554848	95%	55921	61%
Wayanad	128009	128265	100%	114049	89%	18868	37%
Grand Total	5922857	5,960,068	101%	5,418,663	91%	618,419	52%

TABLE 6. Age-Appropriate Group (18-44 Years) Coverage as on 14/03/2022 midnight

18-44 years Coverage as on 15/03/2022 at 12 AM					
District	Target	First Dose		2nd Dose Coverage	Percentage fully vaccinated*
		1st Dose Coverage	Percentage		
Alappuzha	744178	668270	90%	619056	83%
Ernakulam	1470864	1506447	102%	1203232	82%
Idukki	437537	418452	96%	326925	75%
Kannur	947964	962259	102%	806715	85%
Kasaragod	556876	499816	90%	399534	72%
Kollam	1054752	930248	88%	771575	73%
Kottayam	665544	653376	98%	553446	83%
Kozhikode	1313678	1216216	93%	938182	71%
Malappuram	1777378	1823753	103%	1342313	76%
Palakkad	1088327	1083128	100%	883646	81%
Pathanamthitta	460819	442107	96%	347258	75%
Thiruvananthapuram	1309099	1244599	95%	1038442	79%
Thrissur	1274465	1095515	86%	994195	78%
Wayanad	361152	353859	98%	297256	82%
Grand Total	13462633	12,898,045	96%	10,521,775	78%

*Among those who have taken first dose

TABLE 7. Age-Appropriate Group (15-17 Years) Coverage as on 14/03/2022 midnight

15-17 years Coverage as on 15/03/2022 at 12 AM					
District	Target	1st Dose Coverage	Percentage	2nd Dose Coverage	Percentage fully vaccinated
Alappuzha	80832	75197	93%	54413	67%
Ernakulam	172307	109045	63%	64639	38%
Idukki	51339	34715	68%	23344	45%
Kannur	97722	98158	100%	62175	64%
Kasaragod	60496	48012	79%	26619	44%
Kollam	105234	93397	89%	56619	54%
Kottayam	85400	63069	74%	37996	44%
Kozhikode	143028	104187	73%	46217	32%
Malappuram	241212	175315	73%	62636	26%
Palakkad	132742	111715	84%	65514	49%
Pathanamthitta	48854	38253	78%	25414	52%
Thiruvananthapuram	145238	96921	67%	50710	35%
Thrissur	123540	119197	96%	77853	63%
Wayanad	29245	33949	116%	18583	64%
Grand Total	1,517,189	1,201,130	78%	672,732	44%

TABLE 8. State Summary (18+) as on 14/03/2022 midnight

State Summary (18+) 15-03-2022 at 12 AM							
District	Target	First Dose	Percentage	Second Dose	Percentage*	Precaution Dose	Percentage
Alappuzha	1704179	1603734	94%	1494575	88%	78714	57%
Ernakulam	2954098	3105957	105%	2645971	90%	104905	47%
Idukki	869082	896334	103%	751493	86%	21620	35%
Kannur	1913861	2003721	105%	1771064	93%	72888	50%
Kasaragod	992363	969703	98%	815588	82%	33500	42%
Kollam	2093511	2067392	99%	1795250	86%	78552	48%
Kottayam	1562022	1557486	100%	1373794	88%	64098	51%
Kozhikode	2499523	2507231	100%	2092920	84%	63813	37%
Malappuram	2988358	3132691	105%	2489249	83%	54027	41%
Palakkad	2140261	2152298	101%	1855216	87%	74283	53%
Pathanamthitta	1036488	1090259	105%	924839	89%	71396	54%
Thiruvananthapuram	2675400	2704659	101%	2350369	88%	123240	48%
Thrissur	2545664	2440591	96%	2258797	89%	95223	59%
Wayanad	659698	690221	105%	604593	92%	28505	38%
Grand Total	2,66,34,508	26,922,277	101%	23,223,718	87%	964,764	48%

*Revised target population(> 18 years) as per MOHFW is 2.67 crores
*As per letter from Additional Secretary MOHFW- D O No 2317579/2021/Imm dated 15/09/2021

TABLE 9. Achievement for the day 14/03/2022 midnight

Daily achievement 13-03-2022				
District	First Dose	Second Dose	Precaution dose	Total Doses Administered
Alappuzha	96	1054	343	1493
Ernakulam	258	2145	356	2759
Idukki	53	474	121	648
Kannur	145	1441	151	1737
Kasaragod	102	881	211	1194
Kollam	161	1795	498	2454
Kottayam	96	772	411	1279
Kozhikode	374	3207	438	4019
Malappuram	553	4500	345	5398
Palakkad	226	2874	330	3430
Pathanamthitta	44	334	279	657
Thiruvananthapuram	132	862	1783	2777
Thrissur	158	1989	396	2543
Wayanad	57	501	153	711
Grand Total	2455	22829	5815	31099

** Vaccine stock details couldn't be downloaded from e-VIN portal as the portal is down.

TABLE9.COVID Vaccination related sites

support@cowin.gov.in https://www.cowin.gov.in/home https://dashboard.kerala.gov.in/ https://dhs.kerala.gov.in/https://aogyakeralam.gov.in/https://sha.kerala.gov.in/

TABLE10.COVID Vaccination related Helpline numbers

National/State/District	Line1	Line2	Line3
National Helpline	1075	+91 1123978046	0120 4473222
Disha	1056	04712552056	
StateCallCenter	04712309251	04712309252	04712309255
Thiruvananthapuram	9188610100	1077	
Kollam	04742797609	8589015556	
Pathanamthitta	04682222515	04682228220	
Alappuzha	04772239999		
Kottayam	04812565200	04812304800	04812581900
Idukki	18004255640	04862232220	04862233118
Ernakulam	9072303861		
Thrissur	9400066921	9400066922	9400066923
Palakkad	04912505264	04912505189	8943341439
Malappuram	04832733253	04832737858	04832733252
Kozhikode	7594001442		
Wayanad	04936202343	04936202375	9072510900
Kannur	04972700194		
Kasargod	9061076590	9061079244	9061078026