



**COVID-19 OUTBREAK CONTROL AND PREVENTION STATE
CELL HEALTH&FAMILY WELFARE DEPARTMENT
Govt of Kerala**

www.dhs.kerala.gov.in

controlroomdhskerala@gmail.com

KeralaHEALTH-COVID-19 DAILY VACCINATION BULLETIN

Date: 15/03/2022

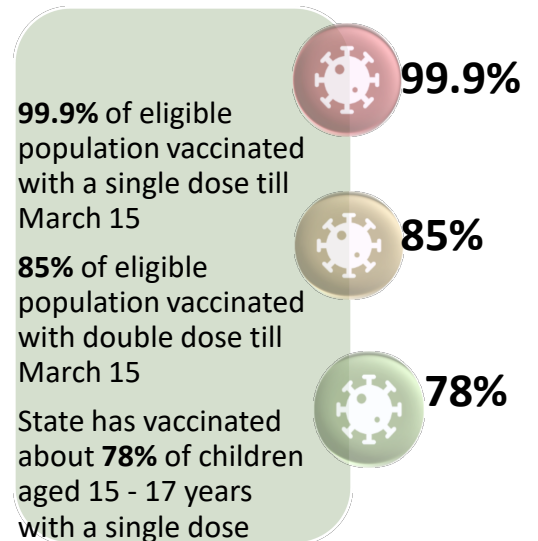
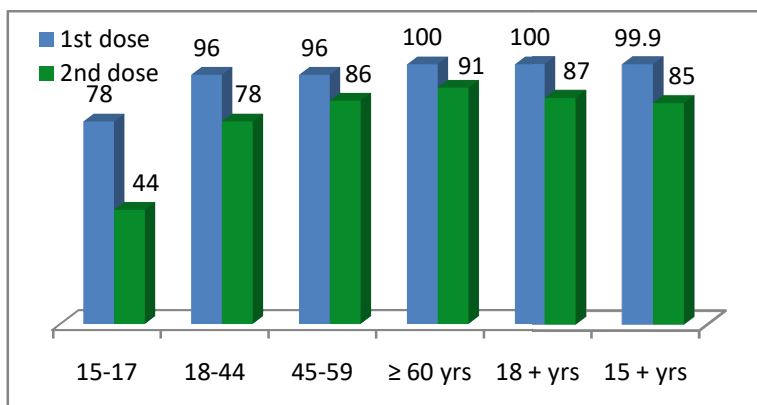
**OUR HEALTH OUR RESPONSIBILITY
VACCINE ADVISORY**

- *People who are vaccinated with Covid Vaccine are reported to have reduced Covid related ICU admissions, serious disease and death.*
- *Early vaccination is useful to safeguard our life from this deadly disease.*
- *Vaccination sessions are planned as per the availability of vaccine. All are requested to cooperate.*
- *After receiving the first dose, second dose of Covishield vaccine is to be taken between 12–16weeks and second dose of Covaxin between 4-6 weeks.*
- *Covid vaccination is currently available to all above 15 years. Children in 15-18 age group will get Covaxin.*
- *Health Staffs, Frontline workers and people above 60 years with co-morbidities will get precaution dose after 9 months or 39 weeks from the second dose. The Same vaccine administered as first and second dose is to be taken as precaution dose. People above 60 years with co-morbidities should take medical advice before receiving precaution dose.*
- *Vaccination is available free of cost in all Government covid vaccination centers, and at a nominal rate (as per the Gol order F.No.2079203/2021/Immunization) in selected private Hospitals.*
- **ENSURE ALL YOUR ELIGIBLE FAMILY MEMBERS ARE PROTECTED BY RECEIVING ANY OF THE AVAILABLE COVID VACCINE.**
- **“BOTH COVAXIN AND COVISHIELD ARE EQUALLY EFFECTIVE AND SAFE”**
- **“BE FULLY PROTECTED – GET THE SECOND DOSE AT YOUR SCHEDULED TIME”**

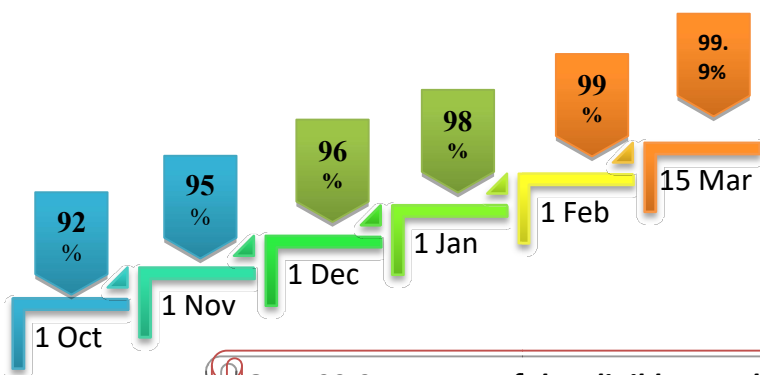
ANALYSIS

COVID-19 mass vaccinations are showing signs of preventing illness and steep decline in cases and hospital admissions in countries which done vaccination. Kerala started its vaccination for health care workers from January 16, 2021. The COVID-19 Vaccines Operational Guidelines issued by the Ministry of Health and Family Welfare, Govt. of India, 28th December 2020 and all subsequent Guidelines issued by Ministry of Health and Family Welfare, Govt of India are followed at the sites and all vaccination lanes

Summary of COVID Vaccine Administered as on 15-03-2022 midnight



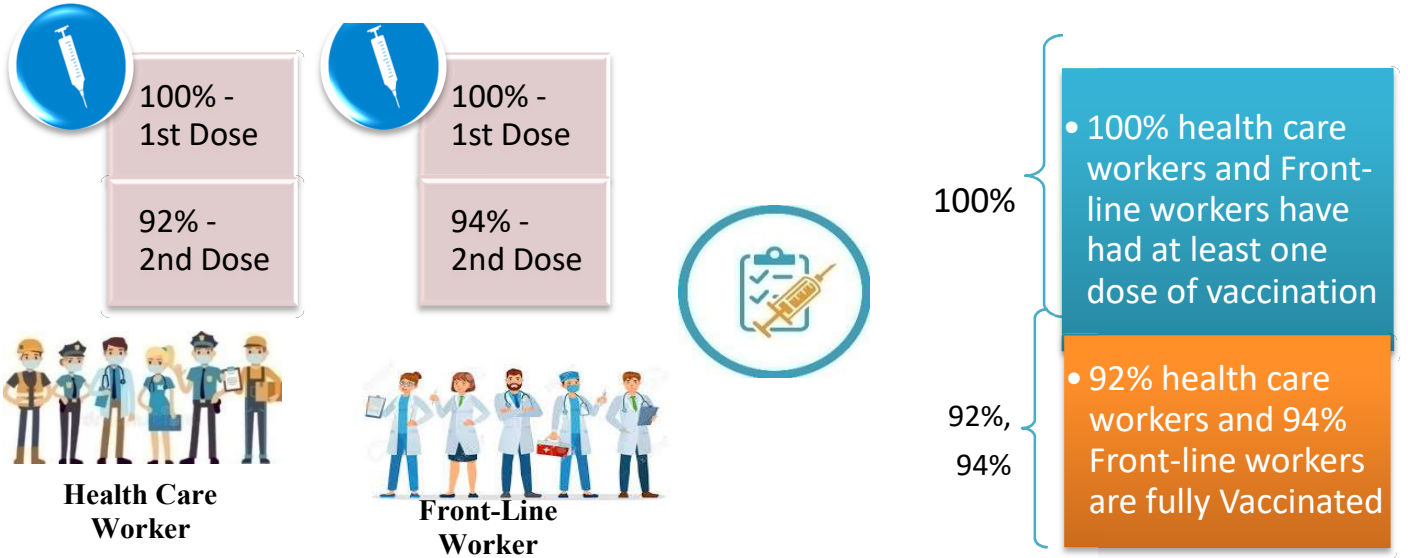
Time Line of Vaccination Coverage



Kerala began administration of COVID 19 Vaccines on 16th January, 2021. As of 15th March 2022, Kerala has administered over 52 million doses overall, including first and second doses of vaccines.


Over 99.9 per cent of the eligible population (15 + years) in Kerala has been administered the first dose of the Covid-19 vaccine. The state has achieved the target within 432 days since the beginning of the vaccination drive on January 16, 2021

Health Care Workers & Front-line Workers Vaccinated



Are You Vaccinated? You Still Need to Practice: SMS

- Even after vaccination, follow COVID appropriate behavior
- Practice Social Distancing and greet without physical contact
- Always wear clean face mask
- Wash your hands thoroughly and frequently or use hand sanitizer
- Follow the current COVID 19 guidelines to prevent further spread
- Stay Safe. Stay Strong. Get Vaccinated



Even After Getting Vaccinated Keep Taking Precautions to Protect Your Self




GET VACCINATED



WASH YOUR HANDS



WEAR A MASK



KEEP YOUR DISTANCE

The Race Towards Full Vaccination - Weekly Trend

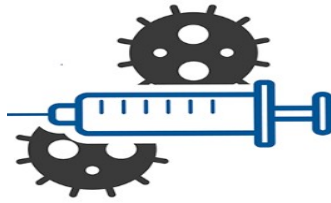
5th – 11th Mar, 2022

Kerala Administered over

1.64 Lakh

COVID Vaccine Doses

in the last 7 days
(5th to 11th Mar)



From 5th to 11th Mar, 2022 on average

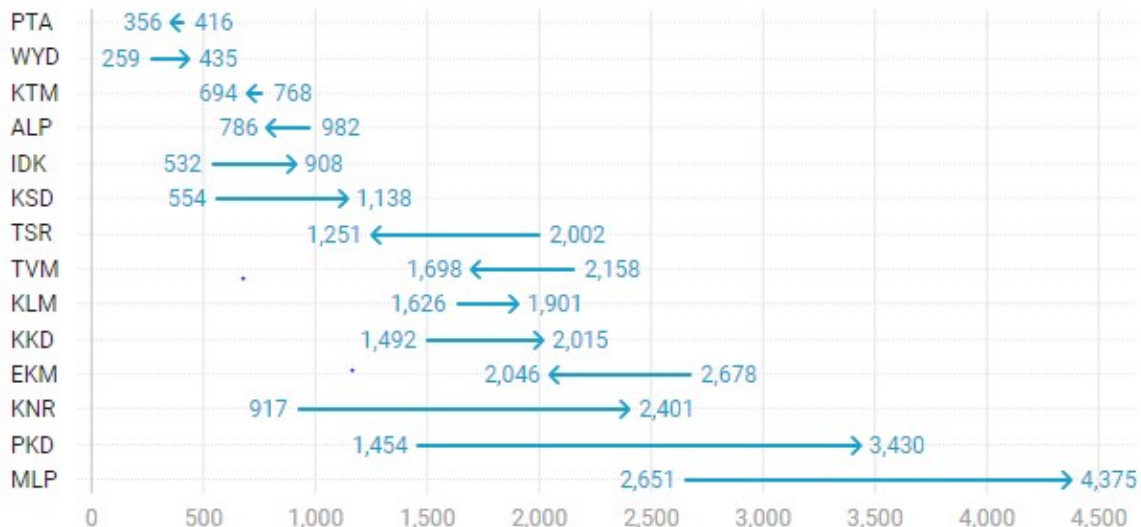
0.23lakh

doses were administered daily.

Average Doses Administered Per day per week (in 1000)



Trend in average per day vaccination for the last two weeks



Race Against Time – Vaccination Quarterly Status

(Q1:16th Jan-Mar, Q2: Apr-June, Q3: July-Sep, Q4: Oct - Dec)

Daily Average Doses Administered per Quarter

In the first Quarter, only 42201 first doses and 5324 second doses were administered daily on average. During the second, third and fourth quarters, the daily vaccination of the first and second doses increased significantly.



Vaccination Achievement per Quarter

In the third quarter of the immunization drive, 52% of the eligible population (18 + age) in Kerala were given the first dose and 29% the second dose.

Dose Progression

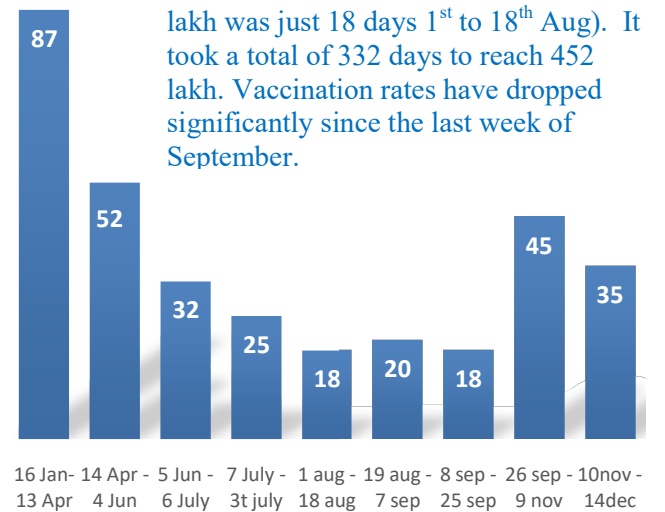
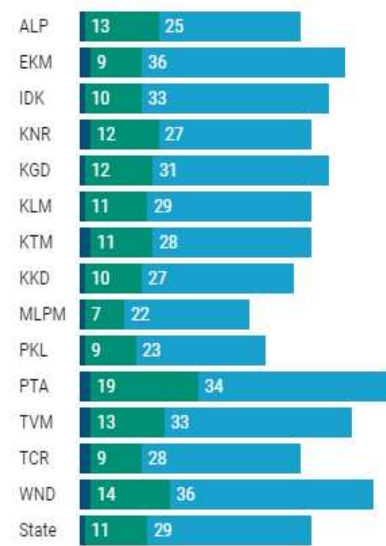
The chart shows the days taken for total COVID-19 Vaccination doses (both first and second) in Kerala to cross every 50 lakh dose mark

■ Q1 ■ Q2 ■ Q3

First Dose



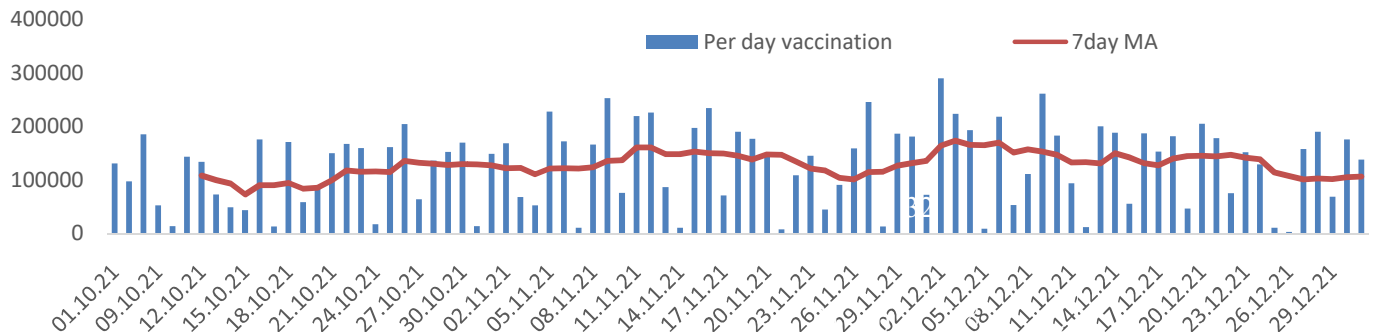
Second Dose



It took 87 days to administer the first 50 lakh doses. The shortest time taken to 50 lakh was just 18 days 1st to 18th Aug). It took a total of 332 days to reach 452 lakh. Vaccination rates have dropped significantly since the last week of September.

Vaccine Administered per Day and 7 days Moving Average in Last Quarter (Oct -Dec)

The seven-day moving average of daily doses in the last quarter showed a peak on December 2nd and continued to fluctuate thereafter



Important Message to the Public

- a. *Infection or infection rate is only a part and disease manifestation of disease is to be monitored*
- b. *Fatality among vaccinated people is very less. Disease severity among vaccinated people is less.*
- c. *People with comorbidity should be careful. Once detected covid positive they should get admitted and do not stay at home.*
- d. *Death among non-vaccinated people, especially people with comorbidity is because of late arrival in hospitals*
- e. *Diabetes and Hypertension together is the most common cause of patient death if they arrive late.*
- f. *Vaccinated people, only if symptomatic are advised to consult Doctor.*
- g. *Non Vaccinated people, if symptomatic, may do RTPCR test*
- h. *Antigen testing is only for emergency purpose*
- i. *Non vaccinated people with co-morbidities to do testing by RTPCR and consult doctor*
- j. *Repeat RTPCR is not needed among the people who are detected COVID positive in the previous 2 months*
- k. *All young person detected positive and at home isolation should do glucose test*

TABLE1.Total Vaccination done in the State as on 15/03/2022 midnight

State Summary (15+ years)-Total doses administered till 16/3/2022 at 12 AM								
District	Target	First Dose	Percent age	Second Dose	Percentage*	Precaution Dose	Percentage	Total doses administered
Alappuzha	1785011	1678986	94%	1549443	87%	79645	54%	3,308,074
Ernakulam	3126405	3215288	103%	2713041	87%	105755	46%	6,034,084
Idukki	920421	931100	101%	775349	84%	21753	34%	1,728,202
Kannur	2011583	2102246	105%	1836122	91%	74794	48%	4,013,162
Kasaragod	1052859	1017814	97%	843127	80%	33557	42%	1,894,498
Kollam	2198745	2160908	98%	1853019	84%	79049	48%	4,092,976
Kottayam	1647422	1620661	98%	1412715	86%	65307	49%	3,098,683
Kozhikode	2642551	2611749	99%	2140860	81%	64071	37%	4,816,680
Malappuram	3229570	3308433	102%	2555227	79%	54490	41%	5,918,150
Palakkad	2273003	2264407	100%	1924466	85%	74629	53%	4,263,502
Pathanamthitta	1085342	1128575	104%	950878	88%	71895	54%	2,151,348
Thiruvananthapuram	2820638	2801714	99%	2402194	85%	124405	48%	5,328,313
Thrissur	2669204	2559903	96%	2337869	88%	96494	55%	4,994,266
Wayanad	688943	724226	105%	623507	91%	28569	37%	1,376,302
Grand Total	28,151,697	28,126,010	99.9%	23,917,817	85%	974,413	47%	53,018,240

TABLE2.Covid-19Vaccination Center Functional in the State as on 15/03/2022 midnight

<i>DISTRICTS</i>	15+	18+	Total
Alappuzha	2	88	90
Ernakulam	20	48	68
Idukki	8	8	16
Kannur	10	45	55
Kasaragod	5	4	9
Kollam	11	34	45
Kottayam	6	63	69
Kozhikode	90	14	104
Malappuram	19	46	65
Palakkad	26	29	55
Pathanamthitta	51	56	107
Thiruvananthapuram	2	122	124
Thrissur	43	57	100
Wayanad	17	52	69
GrandTotal	310	666	976

TABLE3. Health Care Workers Coverage as on 15/03/2022 midnight

DISTRICT	1st DOSE	2nd Dose	% fully vaccinated	Precaution dose	Precaution dose (%) *
Alappuzha	29020	27201	94%	12169	56%
Ernakulam	85565	75714	88%	28681	46%
Idukki	13552	12987	96%	5024	48%
Kannur	40388	37488	93%	16624	53%
Kasaragod	11610	10801	93%	4412	51%
Kollam	36033	33779	94%	13421	51%
Kottayam	38706	36255	94%	15040	53%
Kozhikode	52733	47897	91%	15841	42%
Malappuram	44832	41946	94%	15428	52%
Palakkad	34673	31981	92%	14112	54%
Pathanamthitta	29335	25050	85%	10473	51%
Thiruvananthapuram	73421	66297	90%	23718	45%
Thrissur	51909	49141	95%	23946	59%
Wayanad	13977	13276	95%	5970	52%
Grand Total	555754	509813	92%	204859	50%

1st Dose coverage for HCW is 100%

*Proportion of beneficiaries who are eligible (completed 9 months after 2nd dose)

TABLE4. Frontline workers Coverage as on 15/03/2022 midnight

DISTRICT	1st dose	2nd Dose	% fully vaccinated	Precaution dose	Precaution dose(%) *
Alappuzha	39126	36717	94%	11583	40%
Ernakulam	54934	50297	92%	16271	42%
Idukki	22993	21314	93%	4657	29%
Kannur	41380	39937	97%	10635	33%
Kasaragod	24615	22448	91%	5647	31%
Kollam	42235	38780	92%	8852	32%
Kottayam	32139	30577	95%	9722	39%
Kozhikode	55272	52517	95%	7542	20%
Malappuram	53913	51230	95%	10998	29%
Palakkad	48096	45495	95%	13848	38%
Pathanamthitta	25249	22508	89%	6002	34%
Thiruvananthapuram	72994	67535	93%	17550	39%
Thrissur	41904	40709	97%	15425	49%
Wayanad	17021	16082	94%	3683	28%
Grand Total	571871	536146	94%	142415	35%

1st Dose coverage for FLW is 100%

*Proportion of beneficiaries who are eligible (completed 9 months after 2nd dose)

TABLE5.Age-Appropriate Group(45-59 Years)Coverage as on 15/03/2022 midnight

Table 5: Age appropriate group (45-59 years) coverage					
45-59 years Coverage as on 16/03/2022 at 12 AM					
District	Target	1st Dose Coverage	Percentage	2nd Dose Coverage	Percentage fully vaccinated
Alappuzha	535436	438663	82%	413212	77%
Ernakulam	809349	783169	97%	698684	86%
Idukki	237564	246868	104%	218080	92%
Kannur	527295	515502	98%	476763	90%
Kasaragod	253027	252047	100%	223022	88%
Kollam	541201	559671	103%	498804	92%
Kottayam	478470	413907	87%	371869	78%
Kozhikode	658949	654240	99%	577005	88%
Malappuram	733338	722396	99%	622168	85%
Palakkad	614226	546862	89%	495028	81%
Pathanamthitta	264372	281620	107%	250666	95%
Thiruvananthapuram	735836	681121	93%	609975	83%
Thrissur	689418	663553	96%	620040	90%
Wayanad	170537	177099	104%	163940	96%
Grand Total	7249018	6,936,718	96%	6,239,256	86%

TABLE6.Age-Appropriate Group (≥60 Years) Coverage as on 15/03/2022 midnight

Table 6: Age appropriate group (≥ 60 years) coverage							
≥ 60 years Coverage as on 16/03/2022 at 12 AM							
District	Target	1st Dose Coverage	Percentage	2nd Dose Coverage	Percentage fully vaccinated	Precaution dose	%
Alappuzha	424565	428667	101%	398483	94%	55893	58%
Ernakulam	673885	675869	100%	618226	92%	60803	48%
Idukki	193981	194472	100%	172226	89%	12072	33%
Kannur	438602	444240	101%	410747	94%	47535	51%
Kasaragod	182460	181618	100%	159798	88%	23498	44%
Kollam	497558	499220	100%	452529	91%	56776	51%
Kottayam	418008	419376	100%	381895	91%	40545	51%
Kozhikode	526896	528812	100%	477493	91%	40688	42%
Malappuram	477642	487823	102%	432016	90%	28064	43%
Palakkad	437708	439557	100%	399418	91%	46669	59%
Pathanamthitta	311297	311963	100%	279471	90%	55420	58%
Thiruvananthapuram	630465	632559	100%	568383	90%	83137	52%
Thrissur	581781	587728	101%	554918	95%	57123	55%
Wayanad	128009	128269	100%	114059	89%	18916	37%
Grand Total	5922857	5,960,173	101%	5,419,662	92%	627,139	50%

TABLE 6. Age-Appropriate Group (18-44 Years) Coverage as on 15/03/2022 midnight

18-44 years Coverage as on 16/03/2022 at 12 AM					
District	Target	First Dose		2nd Dose Coverage	Percentage fully vaccinated*
		1st Dose Coverage	Percentage		
Alappuzha	744178	668295	90%	619253	83%
Ernakulam	1470864	1506532	102%	1204001	82%
Idukki	437537	418478	96%	327151	75%
Kannur	947964	962486	102%	808468	85%
Kasaragod	556876	499839	90%	399691	72%
Kollam	1054752	930319	88%	772198	73%
Kottayam	665544	653439	98%	553964	83%
Kozhikode	1313678	1216357	93%	938880	71%
Malappuram	1777378	1823999	103%	1344032	76%
Palakkad	1088327	1083289	100%	885195	81%
Pathanamthitta	460819	442135	96%	347606	75%
Thiruvananthapuram	1309099	1244681	95%	1039208	79%
Thrissur	1274465	1095548	86%	994657	78%
Wayanad	361152	353880	98%	297372	82%
Grand Total	13462633	12,899,277	96%	10,531,676	78%

*Among those who have taken first dose

TABLE 7. Age-Appropriate Group (15-17 Years) Coverage as on 15/03/2022 midnight

15-17 years Coverage as on 16/03/2022 at 12 AM					
District	Target	1st Dose Coverage	Percentage	2nd Dose Coverage	Percentage fully vaccinated
Alappuzha	80832	75215	93%	54577	68%
Ernakulam	172307	109219	63%	66119	38%
Idukki	51339	34737	68%	23591	46%
Kannur	97722	98250	101%	62719	64%
Kasaragod	60496	48085	79%	27367	45%
Kollam	105234	93430	89%	56929	54%
Kottayam	85400	63094	74%	38155	45%
Kozhikode	143028	104335	73%	47068	33%
Malappuram	241212	175470	73%	63835	26%
Palakkad	132742	111930	84%	67349	51%
Pathanamthitta	48854	38273	78%	25577	52%
Thiruvananthapuram	145238	96938	67%	50796	35%
Thrissur	123540	119261	97%	78404	63%
Wayanad	29245	33980	116%	18778	64%
Grand Total	1,517,189	1,202,217	78%	681,264	44%

TABLE 8. State Summary (18+) as on 15/03/2022 midnight

State Summary (18+) 16-03-2022 at 12 AM							
District	Target	First Dose	Percentage	Second Dose	Percentage*	Precaution Dose	Percentage
Alappuzha	1704179	1603771	94%	1494866	88%	79645	54%
Ernakulam	2954098	3106069	105%	2646922	90%	105755	46%
Idukki	869082	896363	103%	751758	87%	21753	34%
Kannur	1913861	2003996	105%	1773403	93%	74794	48%
Kasaragod	992363	969729	98%	815760	82%	33557	42%
Kollam	2093511	2067478	99%	1796090	86%	79049	48%
Kottayam	1562022	1557567	100%	1374560	88%	65307	49%
Kozhikode	2499523	2507414	100%	2093792	84%	64071	37%
Malappuram	2988358	3132963	105%	2491392	83%	54490	41%
Palakkad	2140261	2152477	101%	1857117	87%	74629	53%
Pathanamthitta	1036488	1090302	105%	925301	89%	71895	54%
Thiruvananthapuram	2675400	2704776	101%	2351398	88%	124405	48%
Thrissur	2545664	2440642	96%	2259465	89%	96494	55%
Wayanad	659698	690246	105%	604729	92%	28569	37%
Grand Total	2,66,34,508	26,923,793	101%	23,236,553	87%	974,413	47%

*Revised target population(> 18 years) as per MOHFW is 2.67 crores
*As per letter from Additional Secretary MOHFW- D O No 2317579/2021/Imm dated 15/09/2021

TABLE 9. Achievement for the day 15/03/2022 midnight

Daily achievement 16-03-2022				
District	First Dose	Second Dose	Precaution dose	Total Doses Administered
Alappuzha	55	455	931	1441
Ernakulam	286	2415	842	3543
Idukki	51	512	133	696
Kannur	365	2882	1905	5152
Kasaragod	99	918	56	1073
Kollam	118	1148	497	1763
Kottayam	106	924	1207	2237
Kozhikode	303	1509	253	2065
Malappuram	411	3285	451	4147
Palakkad	394	3734	344	4472
Pathanamthitta	63	625	499	1187
Thiruvananthapuram	134	1115	1164	2413
Thrissur	115	1218	1271	2604
Wayanad	56	331	64	451
Grand Total	2556	21071	9617	33244

** Vaccine stock details couldn't be downloaded from e-VIN portal as the portal is down.

TABLE9.COVID Vaccination related sites

support@cowin.gov.in https://www.cowin.gov.in/home https://dashboard.kerala.gov.in/ https://dhs.kerala.gov.in/https://aogyakeralam.gov.in/https://sha.kerala.gov.in/

TABLE10.COVID Vaccination related Helpline numbers

National/State/District	Line1	Line2	Line3
National Helpline	1075	+91 1123978046	0120 4473222
Disha	1056	04712552056	
StateCallCenter	04712309251	04712309252	04712309255
Thiruvananthapuram	9188610100	1077	
Kollam	04742797609	8589015556	
Pathanamthitta	04682222515	04682228220	
Alappuzha	04772239999		
Kottayam	04812565200	04812304800	04812581900
Idukki	18004255640	04862232220	04862233118
Ernakulam	9072303861		
Thrissur	9400066921	9400066922	9400066923
Palakkad	04912505264	04912505189	8943341439
Malappuram	04832733253	04832737858	04832733252
Kozhikode	7594001442		
Wayanad	04936202343	04936202375	9072510900
Kannur	04972700194		
Kasargod	9061076590	9061079244	9061078026