



**COVID-19 OUTBREAK CONTROL AND PREVENTION STATE
CELL HEALTH&FAMILY WELFARE DEPARTMENT
Govt of Kerala**

www.dhs.kerala.gov.in

controlroomdhskerala@gmail.com

KeralaHEALTH-COVID-19 DAILY VACCINATION BULLETIN

Date: 16/03/2022

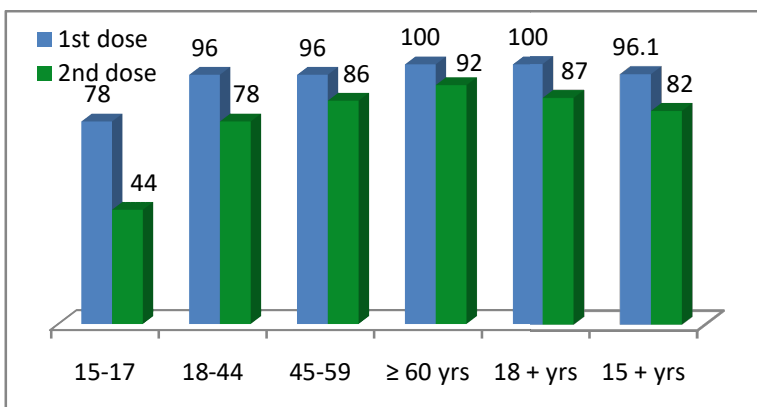
**OUR HEALTH OUR RESPONSIBILITY
VACCINE ADVISORY**

- *People who are vaccinated with Covid Vaccine are reported to have reduced Covid related ICU admissions, serious disease and death.*
- *Early vaccination is useful to safeguard our life from this deadly disease.*
- *Vaccination sessions are planned as per the availability of vaccine. All are requested to cooperate.*
- *After receiving the first dose, second dose of Covishield vaccine is to be taken between 12–16weeks and second dose of Covaxin between 4-6 weeks.*
- *Covid vaccination is currently available to all above 15 years. Children in 15-18 age group will get Covaxin.*
- *Health Staffs, Frontline workers and people above 60 years with co-morbidities will get precaution dose after 9 months or 39 weeks from the second dose. The Same vaccine administered as first and second dose is to be taken as precaution dose. People above 60 years with co-morbidities should take medical advice before receiving precaution dose.*
- *Vaccination is available free of cost in all Government covid vaccination centers, and at a nominal rate (as per the Gol order F.No.2079203/2021/Immunization) in selected private Hospitals.*
- **ENSURE ALL YOUR ELIGIBLE FAMILY MEMBERS ARE PROTECTED BY RECEIVING ANY OF THE AVAILABLE COVID VACCINE.**
- **“BOTH COVAXIN AND COVISHIELD ARE EQUALLY EFFECTIVE AND SAFE”**
- **“BE FULLY PROTECTED – GET THE SECOND DOSE AT YOUR SCHEDULED TIME”**

ANALYSIS


COVID-19 mass vaccinations are showing signs of preventing illness and steep decline in cases and hospital admissions in countries which done vaccination. Kerala started its vaccination for health care workers from January 16, 2021. The COVID-19 Vaccines Operational Guidelines issued by the Ministry of Health and Family Welfare, Govt. of India, 28th December 2020 and all subsequent Guidelines issued by Ministry of Health and Family Welfare, Govt of India are followed at the sites and all vaccination lanes

Summary of COVID Vaccine Administered as on 16-03-2022 midnight



- 96.1%**
96.1% of eligible population vaccinated with a single dose till March 16
- 82%**
82% of eligible population vaccinated with double dose till March 16
- 78%**
State has vaccinated about 78% of children aged 15 - 17 years with a single dose

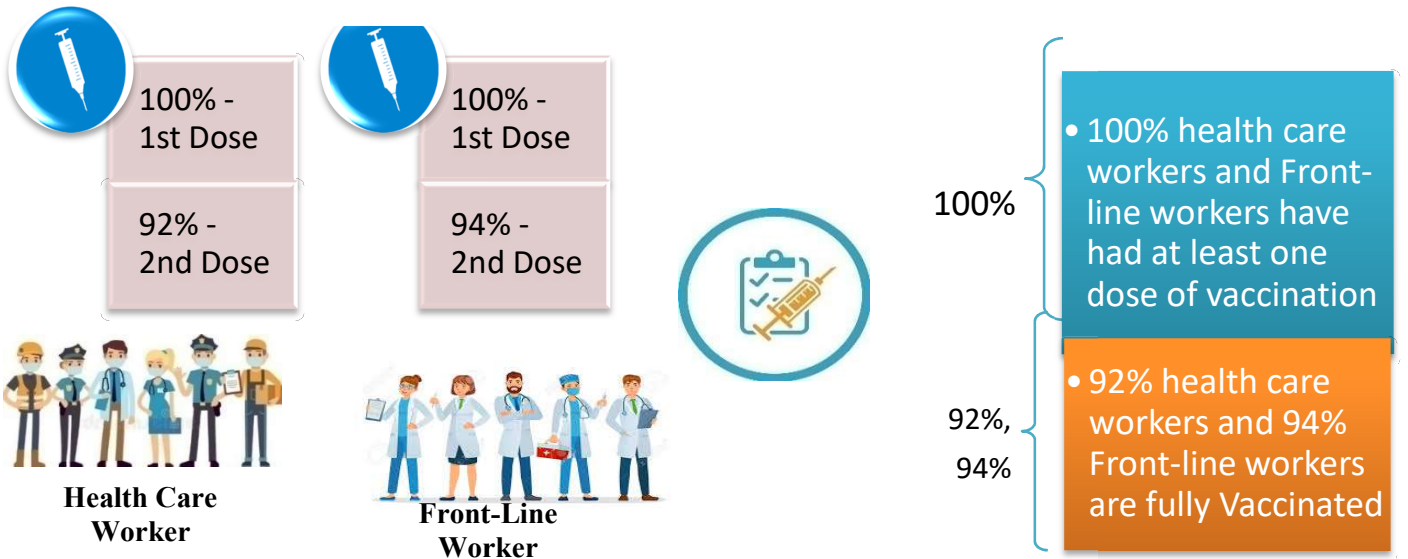
Time Line of Vaccination Coverage



Kerala began administration of COVID 19 Vaccines on 16th January, 2021. As of 16th March 2022, Kerala has administered over 52 million doses overall, including first and second doses of vaccines.


Over 96.1 per cent of the eligible population (15 + years) in Kerala has been administered the first dose of the Covid-19 vaccine. The state has achieved the target within 433 days since the beginning of the vaccination drive on January 16, 2021

Health Care Workers & Front-line Workers Vaccinated



Are You Vaccinated? You Still Need to Practice: SMS

- Even after vaccination, follow COVID appropriate behavior
- Practice Social Distancing and greet without physical contact
- Always wear clean face mask
- Wash your hands thoroughly and frequently or use hand sanitizer
- Follow the current COVID 19 guidelines to prevent further spread
- Stay Safe. Stay Strong. Get Vaccinated



Even After Getting Vaccinated Keep Taking Precautions to Protect Your Self



The Race Towards Full Vaccination - Weekly Trend

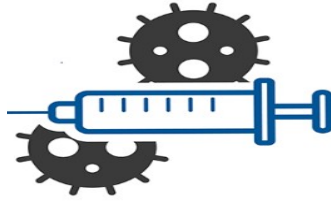
5th – 11th Mar, 2022

Kerala Administered over

1.64 Lakh

COVID Vaccine Doses

in the last 7 days
(5th to 11th Mar)



From 5th to 11th Mar, 2022 on average

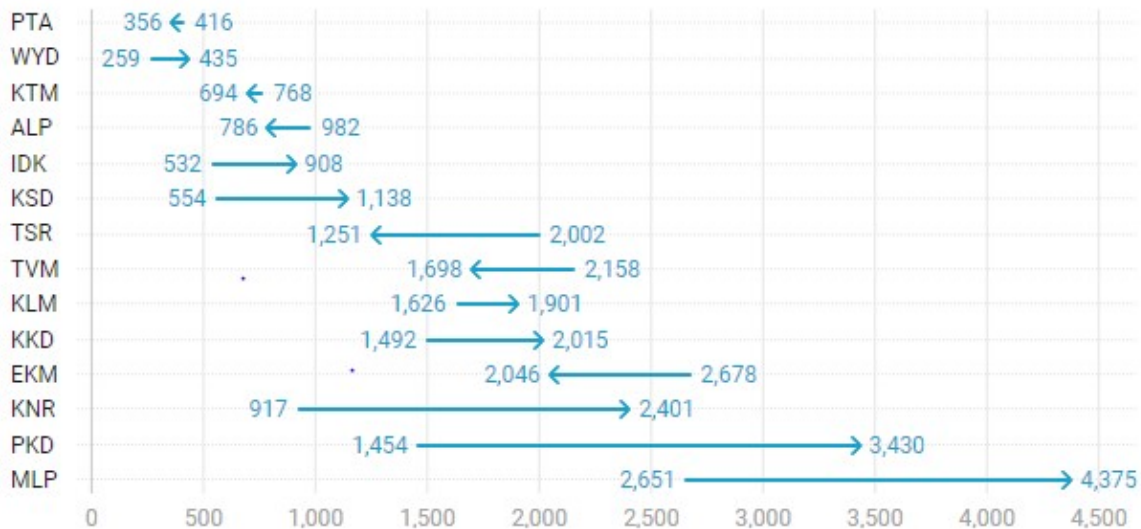
0.23lakh

doses were administered daily.

Average Doses Administered Per day per week (in 1000)



Trend in average per day vaccination for the last two weeks



Race Against Time – Vaccination Quarterly Status

(Q1:16th Jan-Mar, Q2: Apr-June, Q3: July-Sep, Q4: Oct - Dec)

Daily Average Doses Administered per Quarter

In the first Quarter, only 42201 first doses and 5324 second doses were administered daily on average. During the second, third and fourth quarters, the daily vaccination of the first and second doses increased significantly.



Vaccination Achievement per Quarter

In the third quarter of the immunization drive, 52% of the eligible population (18 + age) in Kerala were given the first dose and 29% the second dose.

Dose Progression

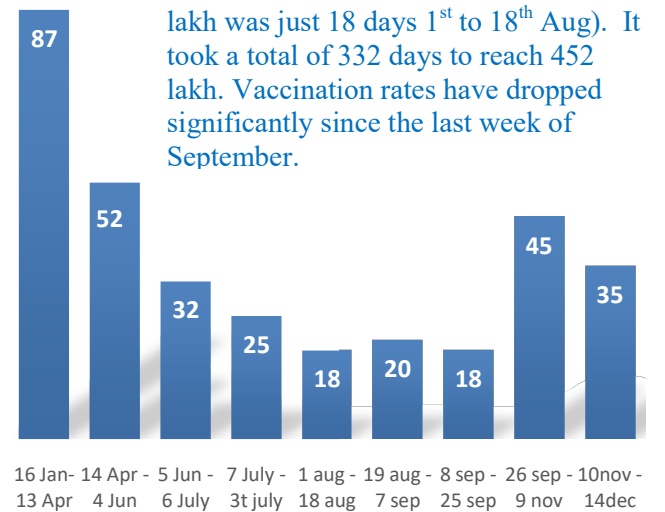
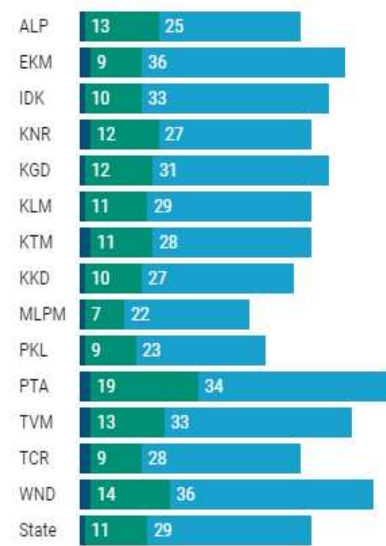
The chart shows the days taken for total COVID-19 Vaccination doses (both first and second) in Kerala to cross every 50 lakh dose mark

■ Q1 ■ Q2 ■ Q3

First Dose



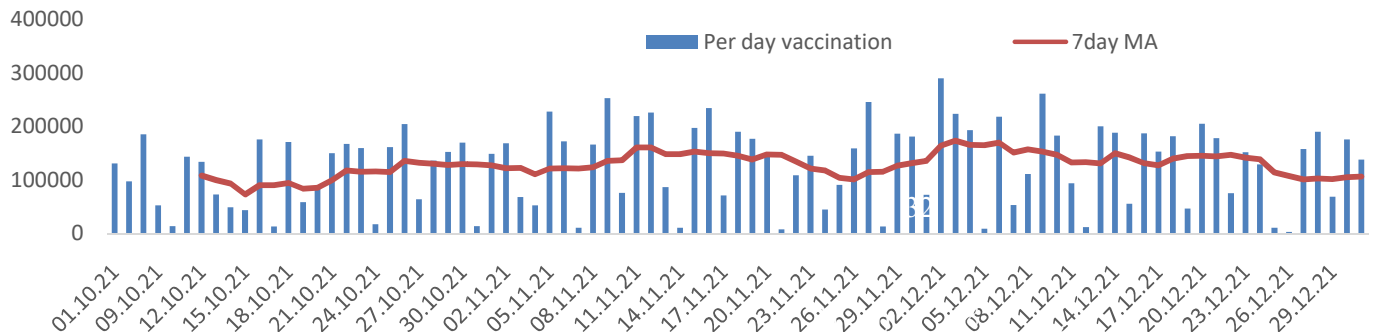
Second Dose



It took 87 days to administer the first 50 lakh doses. The shortest time taken to 50 lakh was just 18 days 1st to 18th Aug). It took a total of 332 days to reach 452 lakh. Vaccination rates have dropped significantly since the last week of September.

Vaccine Administered per Day and 7 days Moving Average in Last Quarter (Oct -Dec)

The seven-day moving average of daily doses in the last quarter showed a peak on December 2nd and continued to fluctuate thereafter



Important Message to the Public

- a. *Infection or infection rate is only a part and disease manifestation of disease is to be monitored*
- b. *Fatality among vaccinated people is very less. Disease severity among vaccinated people is less.*
- c. *People with comorbidity should be careful. Once detected covid positive they should get admitted and do not stay at home.*
- d. *Death among non-vaccinated people, especially people with comorbidity is because of late arrival in hospitals*
- e. *Diabetes and Hypertension together is the most common cause of patient death if they arrive late.*
- f. *Vaccinated people, only if symptomatic are advised to consult Doctor.*
- g. *Non Vaccinated people, if symptomatic, may do RTPCR test*
- h. *Antigen testing is only for emergency purpose*
- i. *Non vaccinated people with co-morbidities to do testing by RTPCR and consult doctor*
- j. *Repeat RTPCR is not needed among the people who are detected COVID positive in the previous 2 months*
- k. *All young person detected positive and at home isolation should do glucose test*

TABLE1.Total Vaccination done in the State as on 16/03/2022 midnight

State Summary (15+ years)-Total doses administered till 17/3/2022 at 12 AM								
District	Target	First Dose	Percent age	Second Dose	Percentage*	Precaution Dose	Percentage	Total doses administered
Alappuzha	1829568	1679409	92%	1549508	85%	79740	53%	3,308,657
Ernakulam	3217878	3215381	100%	2713273	84%	105943	46%	6,034,597
Idukki	950762	931128	98%	775414	82%	21803	34%	1,728,345
Kannur	2100307	2102279	100%	1836206	87%	74882	47%	4,013,367
Kasaragod	1092141	1017865	93%	843404	77%	33756	40%	1,895,025
Kollam	2268371	2160954	95%	1853174	82%	79135	48%	4,093,263
Kottayam	1704500	1620768	95%	1412801	83%	65465	48%	3,099,034
Kozhikode	2746273	2611806	95%	2141328	78%	64226	37%	4,817,360
Malappuram	3386535	3308642	98%	2556556	75%	54789	40%	5,919,987
Palakkad	2349082	2264452	96%	1924722	82%	74752	50%	4,263,926
Pathanamthitta	1118564	1128613	101%	950915	85%	71943	53%	2,151,471
Thiruvananthapuram	2914006	2801772	96%	2402302	82%	124557	48%	5,328,631
Thrissur	2767777	2559940	92%	2337925	84%	96566	55%	4,994,431
Wayanad	716933	724243	101%	623614	87%	28631	37%	1,376,488
Grand Total	29,162,697	28,127,252	96.1%	23,921,142	82%	976,188	47%	53,024,582

TABLE2.Covid-19Vaccination Center Functional in the State as on 16/03/2022 midnight

DISTRICTS	12+	15+	18+	Total
Alappuzha	1	0	6	7
Ernakulam	1	1	17	19
Idukki	1	1	5	7
Kannur	1	0	6	7
Kasaragod	1	0	20	21
Kollam	1	1	16	18
Kottayam	1	1	5	7
Kozhikode	1	1	101	103
Malappuram	1	13	25	39
Palakkad	1	2	15	18
Pathanamthitta	1	0	7	8
Thiruvananthapuram	1	1	19	21
Thrissur	1	2	15	18
Wayanad	0	5	17	22
GrandTotal	13	28	274	315

TABLE3. Health Care Workers Coverage as on 16/03/2022 midnight

DISTRICT	1st DOSE	2nd Dose	% fully vaccinated	Precaution dose	Precaution dose (%) *
Alappuzha	29020	27201	94%	12169	56%
Ernakulam	85565	75714	88%	28698	46%
Idukki	13552	12987	96%	5044	48%
Kannur	40388	37488	93%	16627	53%
Kasaragod	11610	10801	93%	4416	50%
Kollam	36033	33779	94%	13430	51%
Kottayam	38706	36255	94%	15058	53%
Kozhikode	52733	47899	91%	15875	42%
Malappuram	44832	41947	94%	15461	51%
Palakkad	34673	31981	92%	14120	54%
Pathanamthitta	29335	25051	85%	10477	51%
Thiruvananthapuram	73421	66300	90%	23780	45%
Thrissur	51909	49142	95%	23961	59%
Wayanad	13977	13276	95%	5976	52%
Grand Total	555754	509821	92%	205092	50%

1st Dose coverage for HCW is 100%

*Proportion of beneficiaries who are eligible (completed 9 months after 2nd dose)

TABLE4. Frontline workers Coverage as on 16/03/2022 midnight

DISTRICT	1st dose	2nd Dose	% fully vaccinated	Precaution dose	Precaution dose(%) *
Alappuzha	39126	36717	94%	11586	40%
Ernakulam	54934	50297	92%	16326	42%
Idukki	22993	21314	93%	4660	29%
Kannur	41380	39937	97%	10637	33%
Kasaragod	24615	22449	91%	5652	31%
Kollam	42235	38780	92%	8855	32%
Kottayam	32139	30577	95%	9726	39%
Kozhikode	55272	52517	95%	7547	20%
Malappuram	53913	51230	95%	11023	29%
Palakkad	48096	45495	95%	13852	38%
Pathanamthitta	25249	22508	89%	6002	34%
Thiruvananthapuram	72994	67536	93%	17568	39%
Thrissur	41904	40709	97%	15425	49%
Wayanad	17021	16082	94%	3686	28%
Grand Total	571871	536148	94%	142545	35%

1st Dose coverage for FLW is 100%

*Proportion of beneficiaries who are eligible (completed 9 months after 2nd dose)

TABLE5.Age-Appropriate Group(45-59 Years)Coverage as on 16/03/2022 midnight

Table 5: Age appropriate group (45-59 years) coverage					
45-59 years Coverage as on 17/03/2022 at 12 AM					
District	Target	1st Dose Coverage	Percentage	2nd Dose Coverage	Percentage fully vaccinated
Alappuzha	535436	438664	82%	413216	77%
Ernakulam	809349	783171	97%	698699	86%
Idukki	237564	246869	104%	218090	92%
Kannur	527295	515503	98%	476781	90%
Kasaragod	253027	252051	100%	223054	88%
Kollam	541201	559674	103%	498840	92%
Kottayam	478470	413909	87%	371878	78%
Kozhikode	658949	654243	99%	577062	88%
Malappuram	733338	722407	99%	622274	85%
Palakkad	614226	546865	89%	495052	81%
Pathanamthitta	264372	281621	107%	250669	95%
Thiruvananthapuram	735836	681123	93%	609987	83%
Thrissur	689418	663560	96%	620049	90%
Wayanad	170537	177100	104%	163946	96%
Grand Total	7249018	6,936,760	96%	6,239,597	86%

TABLE6.Age-Appropriate Group (≥60 Years) Coverage as on 16/03/2022 midnight

Table 6: Age appropriate group (≥ 60 years) coverage							
≥ 60 years Coverage as on 17/03/2022 at 12 AM							
District	Target	1st Dose Coverage	Percentage	2nd Dose Coverage	Percentage fully vaccinated	Precaution dose	%
Alappuzha	424565	428667	101%	398487	94%	55985	56%
Ernakulam	673885	675869	100%	618229	92%	60919	48%
Idukki	193981	194472	100%	172235	89%	12099	33%
Kannur	438602	444243	101%	410769	94%	47618	50%
Kasaragod	182460	181619	100%	159808	88%	23688	42%
Kollam	497558	499232	100%	452548	91%	56850	51%
Kottayam	418008	419377	100%	381903	91%	40681	50%
Kozhikode	526896	528817	100%	477528	91%	40804	42%
Malappuram	477642	487831	102%	432060	90%	28305	41%
Palakkad	437708	439557	100%	399440	91%	46780	54%
Pathanamthitta	311297	311964	100%	279477	90%	55464	57%
Thiruvananthapuram	630465	632559	100%	568390	90%	83209	52%
Thrissur	581781	587734	101%	554935	95%	57180	55%
Wayanad	128009	128269	100%	114067	89%	18969	36%
Grand Total	5922857	5,960,210	101%	5,419,876	92%	628,551	49%

TABLE 6. Age-Appropriate Group (18-44 Years) Coverage as on 16/03/2022 midnight

18-44 years Coverage as on 17/03/2022 at 12 AM					
District	Target	First Dose		2nd Dose Coverage	Percentage fully vaccinated*
		1st Dose Coverage	Percentage		
Alappuzha	744178	668299	90%	619294	83%
Ernakulam	1470864	1506561	102%	1204128	82%
Idukki	437537	418485	96%	327195	75%
Kannur	947964	962496	102%	808512	85%
Kasaragod	556876	499877	90%	399902	72%
Kollam	1054752	930337	88%	772298	73%
Kottayam	665544	653442	98%	554006	83%
Kozhikode	1313678	1216398	93%	939218	71%
Malappuram	1777378	1824098	103%	1344687	76%
Palakkad	1088327	1083302	100%	885370	81%
Pathanamthitta	460819	442139	96%	347617	75%
Thiruvananthapuram	1309099	1244692	95%	1039281	79%
Thrissur	1274465	1095552	86%	994684	78%
Wayanad	361152	353889	98%	297427	82%
Grand Total	13462633	12,899,567	96%	10,533,619	78%

*Among those who have taken first dose

TABLE 7. Age-Appropriate Group (15-17 Years) Coverage as on 16/03/2022 midnight

15-17 years Coverage as on 17/03/2022 at 12 AM					
District	Target	1st Dose Coverage	Percentage	2nd Dose Coverage	Percentage fully vaccinated
Alappuzha	80832	75215	93%	54593	68%
Ernakulam	172307	109233	63%	66206	38%
Idukki	51339	34737	68%	23593	46%
Kannur	97722	98250	101%	62719	64%
Kasaragod	60496	48087	79%	27390	45%
Kollam	105234	93430	89%	56929	54%
Kottayam	85400	63098	74%	38182	45%
Kozhikode	143028	104343	73%	47104	33%
Malappuram	241212	175541	73%	64358	27%
Palakkad	132742	111939	84%	67384	51%
Pathanamthitta	48854	38275	78%	25593	52%
Thiruvananthapuram	145238	96943	67%	50808	35%
Thrissur	123540	119261	97%	78406	63%
Wayanad	29245	33987	116%	18816	64%
Grand Total	1,517,189	1,202,339	78%	682,081	44%

Table 8: Age appropriate group (12-14 years) Coverage as on 16/03/2022 midnight

12-14 years Coverage as on 17/3/2022 at 12 AM				
District	1st Dose Coverage	Percentage	2nd Dose Coverage	Percentage fully vaccinated
Alappuzha	418	0.9%	0	0%
Ernakulam	48	0.1%	0	0%
Idukki	20	0.1%	0	0%
Kannur	19	0.0%	0	0%
Kasaragod	6	0.0%	0	0%
Kollam	13	0.0%	0	0%
Kottayam	97	0.2%	0	0%
Kozhikode	0	0.0%	0	0%
Malappuram	20	0.0%	0	0%
Palakkad	20	0.0%	0	0%
Pathanamthitta	30	0.1%	0	0%
Thiruvananthapuram	40	0.0%	0	0%
Thrissur	20	0.0%	0	0%
Wayanad	0	0.0%	0	0%
Grand Total	751	0.1%	0	0%

TABLE9.State Summary (18+) as on 16/03/2022 midnight

State Summary (18+) 17-03-2022 at 12 AM							
District	Target	First Dose	Percentage	Second Dose	Percentage*	Precaution Dose	Percentage
Alappuzha	1704179	1603776	94%	1494915	88%	79740	53%
Ernakulam	2954098	3106100	105%	2647067	90%	105943	46%
Idukki	869082	896371	103%	751821	87%	21803	34%
Kannur	1913861	2004010	105%	1773487	93%	74882	47%
Kasaragod	992363	969772	98%	816014	82%	33756	40%
Kollam	2093511	2067511	99%	1796245	86%	79135	48%
Kottayam	1562022	1557573	100%	1374619	88%	65465	48%
Kozhikode	2499523	2507463	100%	2094224	84%	64226	37%
Malappuram	2988358	3133081	105%	2492198	83%	54789	40%
Palakkad	2140261	2152493	101%	1857338	87%	74752	50%
Pathanamthitta	1036488	1090308	105%	925322	89%	71943	53%
Thiruvananthapuram	2675400	2704789	101%	2351494	88%	124557	48%
Thrissur	2545664	2440659	96%	2259519	89%	96566	55%
Wayanad	659698	690256	105%	604798	92%	28631	37%
Grand Total	2,66,34,508	26,924,162	101%	23,239,061	87%	976,188	47%

*Revised target population (> 18 years) as per MOHFW is 2.67 crores

*As per letter from Additional Secretary MOHFW- D O No 2317579/2021/Imm dated 15/09/2021

TABLE 10. Achievement for the day 16/03/2022 midnight

Daily achievement 17-03-2022				
District	First Dose	Second Dose	Precaution dose	Total Doses Administered
Alappuzha	423	65	89	577
Ernakulam	91	229	131	451
Idukki	28	65	50	143
Kannur	30	62	70	162
Kasaragod	50	272	199	521
Kollam	46	155	86	287
Kottayam	106	83	133	322
Kozhikode	43	431	142	616
Malappuram	209	1324	296	1829
Palakkad	45	253	123	421
Pathanamthitta	38	34	48	120
Thiruvananthapuram	58	108	152	318
Thrissur	38	55	72	165
Wayanad	15	103	62	180
Grand Total	1220	3239	1653	6112

** Vaccine stock details couldn't be downloaded from e-VIN portal as the portal is down.

TABLE 11. COVID Vaccination related sites

support@cowin.gov.in https://www.cowin.gov.in/home https://dashboard.kerala.gov.in/ https://dhs.kerala.gov.in/https://aogyakeralam.gov.in/https://sha.kerala.gov.in/

TABLE 10. COVID Vaccination related Helpline numbers

National/State/District	Line1	Line2	Line3
National Helpline	1075	+91 1123978046	0120 4473222
Disha	1056	04712552056	
StateCallCenter	04712309251	04712309252	04712309255
Thiruvananthapuram	9188610100	1077	
Kollam	04742797609	8589015556	
Pathanamthitta	04682222515	04682228220	
Alappuzha	04772239999		
Kottayam	04812565200	04812304800	04812581900
Idukki	18004255640	04862232220	04862233118
Ernakulam	9072303861		
Thrissur	9400066921	9400066922	9400066923
Palakkad	04912505264	04912505189	8943341439
Malappuram	04832733253	04832737858	04832733252
Kozhikode	7594001442		
Wayanad	04936202343	04936202375	9072510900
Kannur	04972700194		
Kasargod	9061076590	9061079244	9061078026