



**COVID-19 OUTBREAK CONTROL AND PREVENTION STATE
CELL HEALTH&FAMILY WELFARE DEPARTMENT
Govt of Kerala**

www.dhs.kerala.gov.in

controlroomdhskerala@gmail.com

KeralaHEALTH-COVID-19 DAILY VACCINATION BULLETIN

Date: 17/03/2022

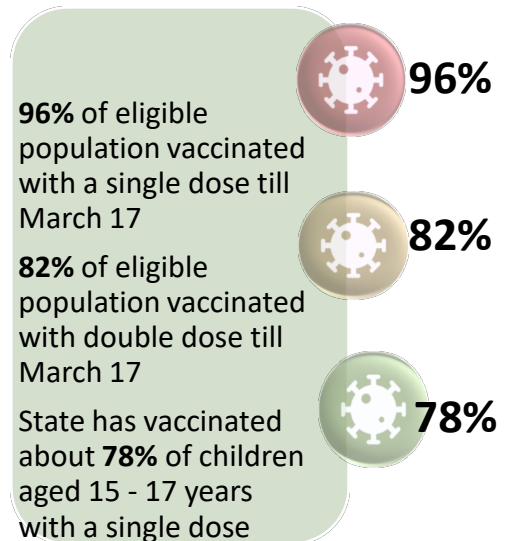
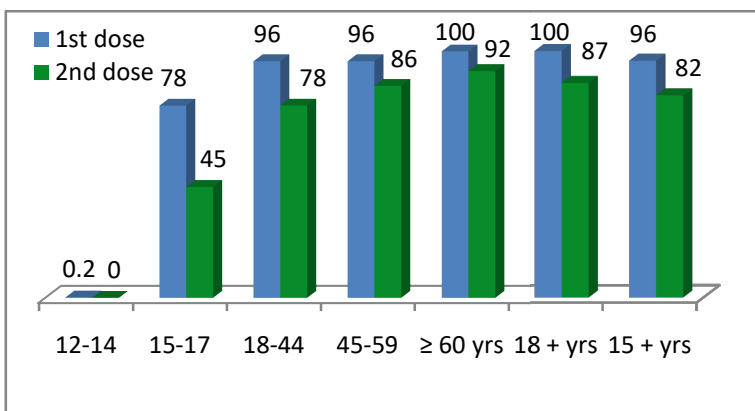
**OUR HEALTH OUR RESPONSIBILITY
VACCINE ADVISORY**

- *People who are vaccinated with Covid Vaccine are reported to have reduced Covid related ICU admissions, serious disease and death.*
- *Early vaccination is useful to safeguard our life from this deadly disease.*
- *Vaccination sessions are planned as per the availability of vaccine. All are requested to cooperate.*
- *After receiving the first dose, second dose of Covishield vaccine is to be taken between 12–16weeks and second dose of Covaxin between 4-6 weeks.*
- *Covid vaccination is currently available to all above 15 years. Children in 15-18 age group will get Covaxin.*
- *Health Staffs, Frontline workers and people above 60 years with co-morbidities will get precaution dose after 9 months or 39 weeks from the second dose. The Same vaccine administered as first and second dose is to be taken as precaution dose. People above 60 years with co-morbidities should take medical advice before receiving precaution dose.*
- *Vaccination is available free of cost in all Government covid vaccination centers, and at a nominal rate (as per the Gol order F.No.2079203/2021/Immunization) in selected private Hospitals.*
- **ENSURE ALL YOUR ELIGIBLE FAMILY MEMBERS ARE PROTECTED BY RECEIVING ANY OF THE AVAILABLE COVID VACCINE.**
- **“BOTH COVAXIN AND COVISHIELD ARE EQUALLY EFFECTIVE AND SAFE”**
- **“BE FULLY PROTECTED – GET THE SECOND DOSE AT YOUR SCHEDULED TIME”**

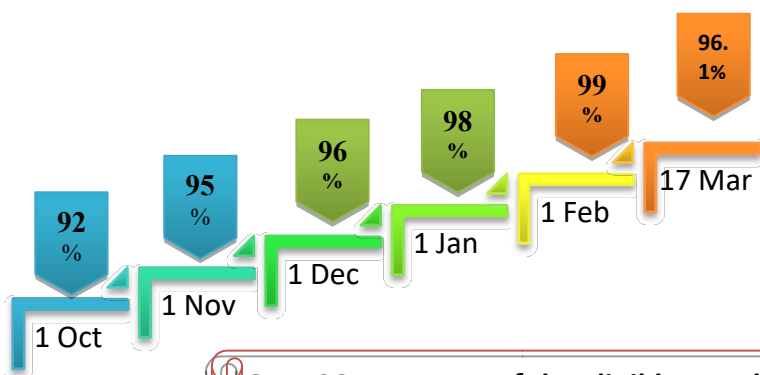
ANALYSIS

COVID-19 mass vaccinations are showing signs of preventing illness and steep decline in cases and hospital admissions in countries which done vaccination. Kerala started its vaccination for health care workers from January 16, 2021. The COVID-19 Vaccines Operational Guidelines issued by the Ministry of Health and Family Welfare, Govt. of India, 28th December 2020 and all subsequent Guidelines issued by Ministry of Health and Family Welfare, Govt of India are followed at the sites and all vaccination lanes

Summary of COVID Vaccine Administered as on 17-03-2022 midnight



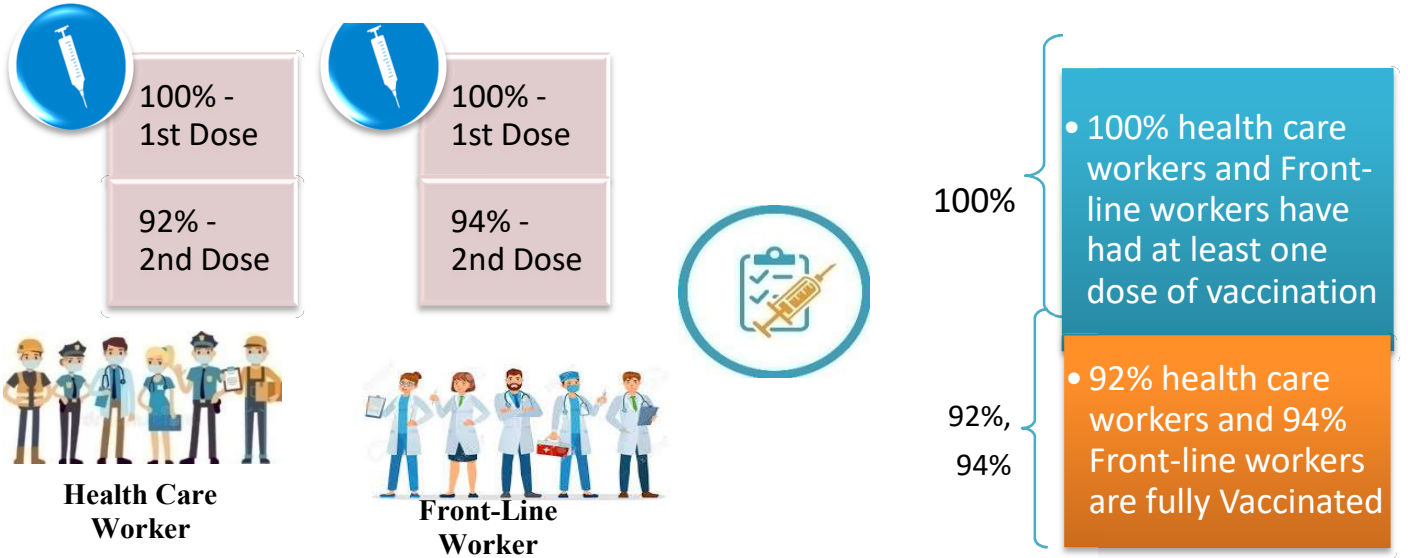
Time Line of Vaccination Coverage



Kerala began administration of COVID 19 Vaccines on 16th January, 2021. As of 17th March 2022, Kerala has administered over 52 million doses overall, including first and second doses of vaccines.


Over 96.1 per cent of the eligible population (15 + years) in Kerala has been administered the first dose of the Covid-19 vaccine. The state has achieved the target within 434 days since the beginning of the vaccination drive on January 16, 2021

Health Care Workers & Front-line Workers Vaccinated



Are You Vaccinated? You Still Need to Practice: SMS

- Even after vaccination, follow COVID appropriate behavior
- Practice Social Distancing and greet without physical contact
- Always wear clean face mask
- Wash your hands thoroughly and frequently or use hand sanitizer
- Follow the current COVID 19 guidelines to prevent further spread
- Stay Safe. Stay Strong. Get Vaccinated



Even After Getting Vaccinated Keep Taking Precautions to Protect Your Self




GET VACCINATED



WASH YOUR HANDS



WEAR A MASK



KEEP YOUR DISTANCE

The Race Towards Full Vaccination - Weekly Trend

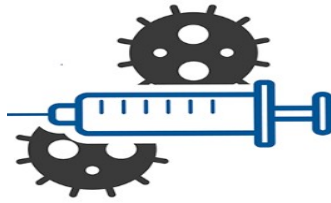
5th – 11th Mar, 2022

Kerala Administered over

1.64 Lakh

COVID Vaccine Doses

in the last 7 days
(5th to 11th Mar)



From 5th to 11th Mar, 2022 on average

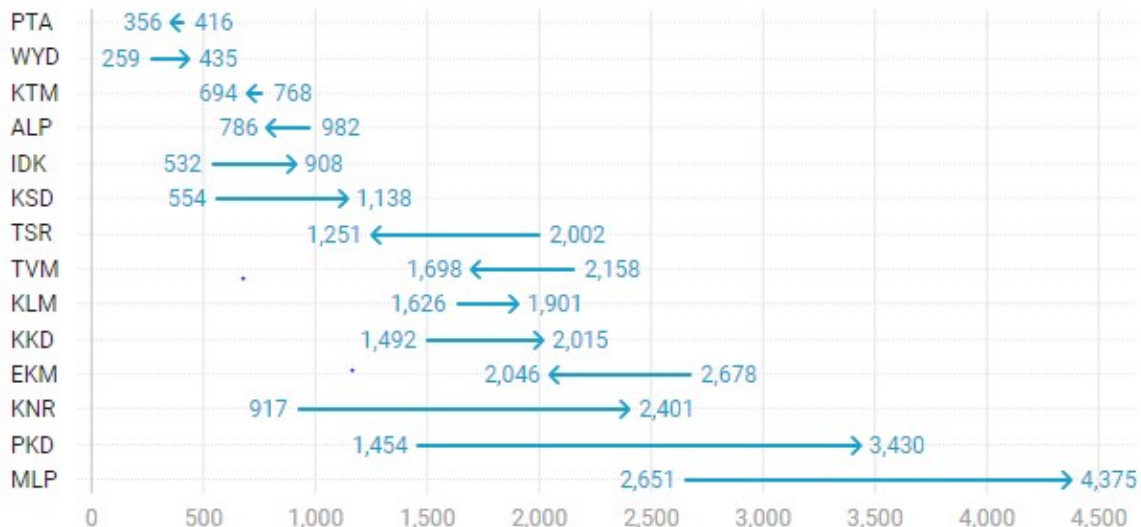
0.23lakh

doses were administered daily.

Average Doses Administered Per day per week (in 1000)



Trend in average per day vaccination for the last two weeks



Race Against Time – Vaccination Quarterly Status

(Q1:16th Jan-Mar, Q2: Apr-June, Q3: July-Sep, Q4: Oct - Dec)

Daily Average Doses Administered per Quarter

In the first Quarter, only 42201 first doses and 5324 second doses were administered daily on average. During the second, third and fourth quarters, the daily vaccination of the first and second doses increased significantly.



Vaccination Achievement per Quarter

In the third quarter of the immunization drive, 52% of the eligible population (18 + age) in Kerala were given the first dose and 29% the second dose.

Dose Progression

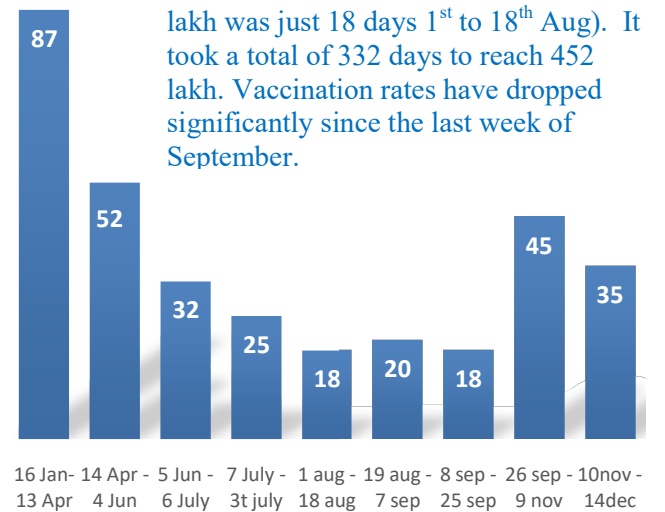
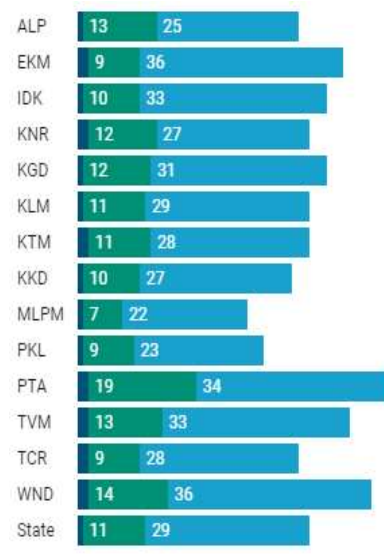
The chart shows the days taken for total COVID-19 Vaccination doses (both first and second) in Kerala to cross every 50 lakh dose mark

■ Q1 ■ Q2 ■ Q3

First Dose



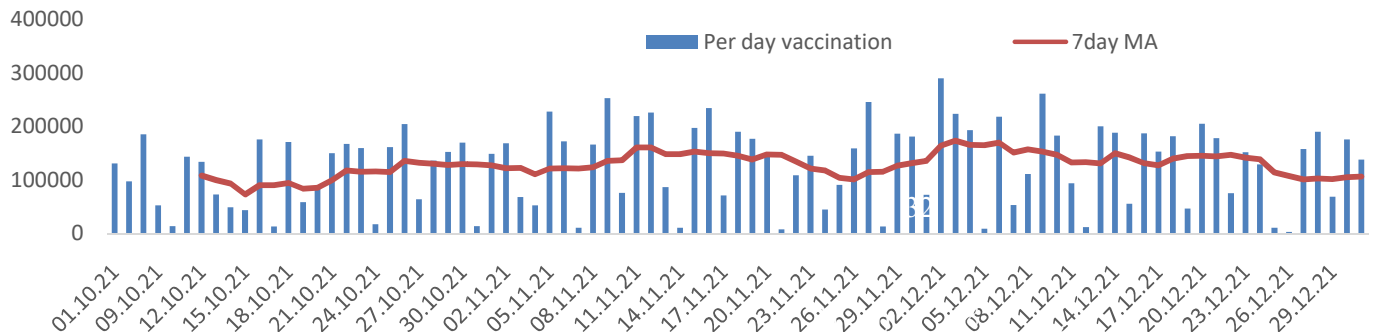
Second Dose



It took 87 days to administer the first 50 lakh doses. The shortest time taken to 50 lakh was just 18 days 1st to 18th Aug). It took a total of 332 days to reach 452 lakh. Vaccination rates have dropped significantly since the last week of September.

Vaccine Administered per Day and 7 days Moving Average in Last Quarter (Oct -Dec)

The seven-day moving average of daily doses in the last quarter showed a peak on December 2nd and continued to fluctuate thereafter



Important Message to the Public

- a. *Infection or infection rate is only a part and disease manifestation of disease is to be monitored*
- b. *Fatality among vaccinated people is very less. Disease severity among vaccinated people is less.*
- c. *People with comorbidity should be careful. Once detected covid positive they should get admitted and do not stay at home.*
- d. *Death among non-vaccinated people, especially people with comorbidity is because of late arrival in hospitals*
- e. *Diabetes and Hypertension together is the most common cause of patient death if they arrive late.*
- f. *Vaccinated people, only if symptomatic are advised to consult Doctor.*
- g. *Non Vaccinated people, if symptomatic, may do RTPCR test*
- h. *Antigen testing is only for emergency purpose*
- i. *Non vaccinated people with co-morbidities to do testing by RTPCR and consult doctor*
- j. *Repeat RTPCR is not needed among the people who are detected COVID positive in the previous 2 months*
- k. *All young person detected positive and at home isolation should do glucose test*

TABLE1.Total Vaccination done in the State as on 17/03/2022 midnight

State Summary (15+ years)-Total doses administered till 18/3/2022 at 12 AM								
District	Target	First Dose	Percent age	Second Dose	Percentage*	Precaution Dose	Percentage	Total doses administered
Alappuzha	1829568	1679613	92%	1550591	85%	81866	53%	3,312,070
Ernakulam	3217878	3215709	100%	2715687	84%	106942	46%	6,038,338
Idukki	950762	931296	98%	775988	82%	21965	34%	1,729,249
Kannur	2100307	2102466	100%	1837308	87%	75705	48%	4,015,479
Kasaragod	1092141	1017907	93%	843612	77%	33838	40%	1,895,357
Kollam	2268371	2161096	95%	1854368	82%	79564	48%	4,095,028
Kottayam	1704500	1620944	95%	1413856	83%	66980	49%	3,101,780
Kozhikode	2746273	2611957	95%	2142366	78%	64926	36%	4,819,249
Malappuram	3386535	3309037	98%	2559249	76%	55685	39%	5,923,971
Palakkad	2349082	2264888	96%	1927198	82%	75722	50%	4,267,808
Pathanamthitta	1118564	1128720	101%	951510	85%	72638	53%	2,152,868
Thiruvananthapuram	2914006	2802378	96%	2405514	83%	124983	48%	5,332,875
Thrissur	2767777	2560783	93%	2339373	85%	98864	56%	4,999,020
Wayanad	716933	724289	101%	623847	87%	28749	37%	1,376,885
Grand Total	29,162,697	28,131,083	96%	23,940,467	82%	988,427	47%	53,059,977

TABLE2.Covid-19Vaccination Center Functional in the State as on 17/03/2022 midnight

DISTRICTS	12+	15+	18+	Total
Alappuzha	86	2	6	94
Ernakulam	0	19	55	74
Idukki	0	8	22	30
Kannur	0	3	24	27
Kasaragod	0	3	5	8
Kollam	0	17	30	47
Kottayam	3	7	69	79
Kozhikode	0	3	102	105
Malappuram	3	14	46	63
Palakkad	3	20	36	59
Pathanamthitta	0	61	66	127
Thiruvananthapuram	0	111	13	124
Thrissur	29	2	130	161
Wayanad	1	17	52	70
GrandTotal	125	287	656	1068

TABLE3. Health Care Workers Coverage as on 17/03/2022 midnight

DISTRICT	1st DOSE	2nd Dose	% fully vaccinated	Precaution dose	Precaution dose (%) *
Alappuzha	29021	27201	94%	12196	56%
Ernakulam	85565	75717	88%	28751	46%
Idukki	13552	12987	96%	5053	48%
Kannur	40388	37490	93%	16677	53%
Kasaragod	11610	10801	93%	4417	50%
Kollam	36033	33780	94%	13444	51%
Kottayam	38706	36257	94%	15097	53%
Kozhikode	52733	47899	91%	15925	42%
Malappuram	44832	41947	94%	15497	51%
Palakkad	34673	31982	92%	14169	54%
Pathanamthitta	29335	25054	85%	10511	51%
Thiruvananthapuram	73421	66300	90%	23887	45%
Thrissur	51909	49144	95%	24019	59%
Wayanad	13977	13276	95%	5980	51%
Grand Total	555755	509835	92%	205623	50%

1st Dose coverage for HCW is 100%

*Proportion of beneficiaries who are eligible (completed 9 months after 2nd dose)

TABLE4. Frontline workers Coverage as on 17/03/2022 midnight

DISTRICT	1st dose	2nd Dose	% fully vaccinated	Precaution dose	Precaution dose(%) *
Alappuzha	39126	36718	94%	11610	40%
Ernakulam	54934	50297	92%	16354	42%
Idukki	22993	21314	93%	4673	29%
Kannur	41380	39938	97%	10710	34%
Kasaragod	24615	22449	91%	5658	31%
Kollam	42235	38781	92%	8865	32%
Kottayam	32139	30579	95%	9741	39%
Kozhikode	55272	52518	95%	7567	20%
Malappuram	53913	51230	95%	11059	28%
Palakkad	48096	45497	95%	13902	38%
Pathanamthitta	25249	22509	89%	6020	34%
Thiruvananthapuram	72994	67537	93%	17603	39%
Thrissur	41904	40709	97%	15455	49%
Wayanad	17021	16082	94%	3689	28%
Grand Total	571871	536158	94%	142906	35%

1st Dose coverage for FLW is 100%

*Proportion of beneficiaries who are eligible (completed 9 months after 2nd dose)

TABLE5.Age-Appropriate Group(45-59 Years)Coverage as on 17/03/2022 midnight

Table 5: Age appropriate group (45-59 years) coverage					
45-59 years Coverage as on 18/03/2022 at 12 AM					
District	Target	1st Dose Coverage	Percentage	2nd Dose Coverage	Percentage fully vaccinated
Alappuzha	535436	438675	82%	413386	77%
Ernakulam	809349	783186	97%	698868	86%
Idukki	237564	246872	104%	218143	92%
Kannur	527295	515517	98%	476929	90%
Kasaragod	253027	252053	100%	223072	88%
Kollam	541201	559683	103%	498945	92%
Kottayam	478470	413926	87%	372055	78%
Kozhikode	658949	654249	99%	577196	88%
Malappuram	733338	722427	99%	622585	85%
Palakkad	614226	546878	89%	495269	81%
Pathanamthitta	264372	281623	107%	250717	95%
Thiruvananthapuram	735836	681126	93%	610029	83%
Thrissur	689418	663580	96%	620321	90%
Wayanad	170537	177102	104%	163959	96%
Grand Total	7249018	6,936,897	96%	6,241,474	86%

TABLE6.Age-Appropriate Group (≥60 Years) Coverage as on 17/03/2022 midnight

Table 6: Age appropriate group (≥ 60 years) coverage							
≥ 60 years Coverage as on 18/03/2022 at 12 AM							
District	Target	1st Dose Coverage	Percentage	2nd Dose Coverage	Percentage fully vaccinated	Precaution dose	%
Alappuzha	424565	428685	101%	398582	94%	58060	57%
Ernakulam	673885	675880	100%	618319	92%	61837	47%
Idukki	193981	194478	100%	172269	89%	12239	32%
Kannur	438602	444257	101%	410838	94%	48318	51%
Kasaragod	182460	181622	100%	159814	88%	23763	42%
Kollam	497558	499238	100%	452618	91%	57255	51%
Kottayam	418008	419392	100%	382051	91%	42142	51%
Kozhikode	526896	528827	100%	477582	91%	41434	40%
Malappuram	477642	487846	102%	432207	90%	29129	39%
Palakkad	437708	439568	100%	399568	91%	47651	54%
Pathanamthitta	311297	311972	100%	279530	90%	56107	57%
Thiruvananthapuram	630465	632567	100%	568446	90%	83493	52%
Thrissur	581781	587761	101%	555090	95%	59390	57%
Wayanad	128009	128270	100%	114074	89%	19080	36%
Grand Total	5922857	5,960,363	101%	5,420,988	92%	639,898	49%

TABLE 6. Age-Appropriate Group (18-44 Years) Coverage as on 17/03/2022 midnight

18-44 years Coverage as on 18/03/2022 at 12 AM					
District	Target	First Dose		2nd Dose Coverage	Percentage fully vaccinated*
		1st Dose Coverage	Percentage		
Alappuzha	744178	668348	90%	619844	83%
Ernakulam	1470864	1506694	102%	1205164	82%
Idukki	437537	418526	96%	327506	75%
Kannur	947964	962616	102%	809182	85%
Kasaragod	556876	499902	90%	400014	72%
Kollam	1054752	930395	88%	772858	73%
Kottayam	665544	653533	98%	554612	83%
Kozhikode	1313678	1216503	93%	939908	72%
Malappuram	1777378	1824316	103%	1346357	76%
Palakkad	1088327	1083414	100%	886650	81%
Pathanamthitta	460819	442170	96%	347882	75%
Thiruvananthapuram	1309099	1244814	95%	1040147	79%
Thrissur	1274465	1095627	86%	995655	78%
Wayanad	361152	353895	98%	297554	82%
Grand Total	13462633	12,900,753	96%	10,543,333	78%

*Among those who have taken first dose

TABLE 7. Age-Appropriate Group (15-17 Years) Coverage as on 17/03/2022 midnight

15-17 years Coverage as on 18/03/2022 at 12 AM					
District	Target	1st Dose Coverage	Percentage	2nd Dose Coverage	Percentage fully vaccinated
Alappuzha	80832	75267	93%	54860	68%
Ernakulam	172307	109402	63%	67322	39%
Idukki	51339	34841	68%	23769	46%
Kannur	97722	98289	101%	62931	64%
Kasaragod	60496	48099	80%	27462	45%
Kollam	105234	93499	89%	57386	55%
Kottayam	85400	63130	74%	38302	45%
Kozhikode	143028	104373	73%	47263	33%
Malappuram	241212	175604	73%	64923	27%
Palakkad	132742	112043	84%	68232	51%
Pathanamthitta	48854	38300	78%	25818	53%
Thiruvananthapuram	145238	97416	67%	53055	37%
Thrissur	123540	119270	97%	78454	64%
Wayanad	29245	34004	116%	18902	65%
Grand Total	1,517,189	1,203,537	78%	688,679	45%

Table 8: Age appropriate group (12-14 years) Coverage as on 17/03/2022 midnight

12-14 years Coverage as on 18/3/2022 at 12 AM				
District	1st Dose Coverage	Percentage	2nd Dose Coverage	Percentage fully vaccinated
Alappuzha	491	1.1%	0	0%
Ernakulam	48	0.1%	0	0%
Idukki	34	0.1%	0	0%
Kannur	19	0.0%	0	0%
Kasaragod	6	0.0%	0	0%
Kollam	13	0.0%	0	0%
Kottayam	118	0.2%	0	0%
Kozhikode	0	0.0%	0	0%
Malappuram	99	0.1%	0	0%
Palakkad	216	0.3%	0	0%
Pathanamthitta	71	0.2%	0	0%
Thiruvananthapuram	40	0.0%	0	0%
Thrissur	732	0.7%	0	0%
Wayanad	20	0.1%	0	0%
Grand Total	1,907	0.2%	0	0%

TABLE9.State Summary (18+) as on 17/03/2022 midnight

State Summary (18+) 18-03-2022 at 12 AM							
District	Target	First Dose	Percentage	Second Dose	Percentage*	Precaution Dose	Percentage
Alappuzha	1704179	1603855	94%	1495731	88%	81866	53%
Ernakulam	2954098	3106259	105%	2648365	90%	106942	46%
Idukki	869082	896421	103%	752219	87%	21965	34%
Kannur	1913861	2004158	105%	1774377	93%	75705	48%
Kasaragod	992363	969802	98%	816150	82%	33838	40%
Kollam	2093511	2067584	99%	1796982	86%	79564	48%
Kottayam	1562022	1557696	100%	1375554	88%	66980	49%
Kozhikode	2499523	2507584	100%	2095103	84%	64926	36%
Malappuram	2988358	3133334	105%	2494326	83%	55685	39%
Palakkad	2140261	2152629	101%	1858966	87%	75722	50%
Pathanamthitta	1036488	1090349	105%	925692	89%	72638	53%
Thiruvananthapuram	2675400	2704922	101%	2352459	88%	124983	48%
Thrissur	2545664	2440781	96%	2260919	89%	98864	56%
Wayanad	659698	690265	105%	604945	92%	28749	37%
Grand Total	2,66,34,508	26,925,639	101%	23,251,788	87%	988,427	47%

*Revised target population (> 18 years) as per MOHFW is 2.67 crores

*As per letter from Additional Secretary MOHFW- D O No 2317579/2021/Imm dated 15/09/2021

TABLE 10. Achievement for the day 17/03/2022 midnight

Daily achievement 18-03-2022				
District	First Dose	Second Dose	Precaution dose	Total Doses Administered
Alappuzha	204	1083	2125	3412
Ernakulam	329	2412	992	3733
Idukki	168	574	161	903
Kannur	184	1101	820	2105
Kasaragod	42	208	82	332
Kollam	142	1194	428	1764
Kottayam	175	1055	1514	2744
Kozhikode	151	1037	700	1888
Malappuram	390	2646	876	3912
Palakkad	436	2476	970	3882
Pathanamthitta	105	583	689	1377
Thiruvananthapuram	605	3212	424	4241
Thrissur	844	1447	2298	4589
Wayanad	46	233	118	397
Grand Total	3821	19261	12197	35279

** Vaccine stock details couldn't be downloaded from e-VIN portal as the portal is down.

TABLE 11. COVID Vaccination related sites

support@cowin.gov.in https://www.cowin.gov.in/home https://dashboard.kerala.gov.in/ https://dhs.kerala.gov.in/https://aogyakeralam.gov.in/https://sha.kerala.gov.in/

TABLE10. COVID Vaccination related Helpline numbers

National/State/District	Line1	Line2	Line3
National Helpline	1075	+91 1123978046	0120 4473222
Disha	1056	04712552056	
StateCallCenter	04712309251	04712309252	04712309255
Thiruvananthapuram	9188610100	1077	
Kollam	04742797609	8589015556	
Pathanamthitta	04682222515	04682228220	
Alappuzha	04772239999		
Kottayam	04812565200	04812304800	04812581900
Idukki	18004255640	04862232220	04862233118
Ernakulam	9072303861		
Thrissur	9400066921	9400066922	9400066923
Palakkad	04912505264	04912505189	8943341439
Malappuram	04832733253	04832737858	04832733252
Kozhikode	7594001442		
Wayanad	04936202343	04936202375	9072510900
Kannur	04972700194		
Kasargod	9061076590	9061079244	9061078026