



**COVID-19 OUTBREAK CONTROL AND PREVENTION STATE
CELL HEALTH&FAMILY WELFARE DEPARTMENT
Govt of Kerala**

www.dhs.kerala.gov.in

controlroomdhskerala@gmail.com

KeralaHEALTH-COVID-19 DAILY VACCINATION BULLETIN

Date: 18/03/2022

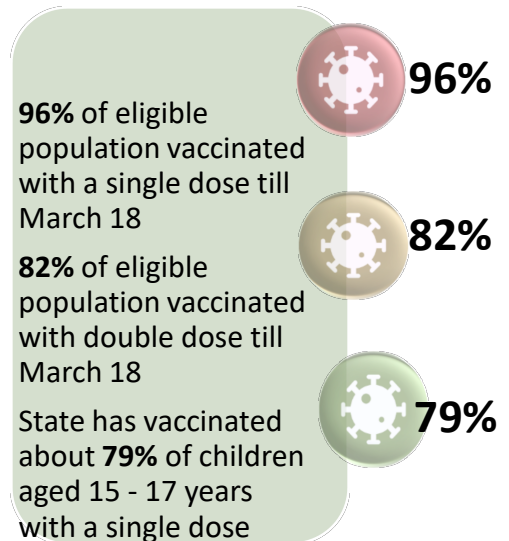
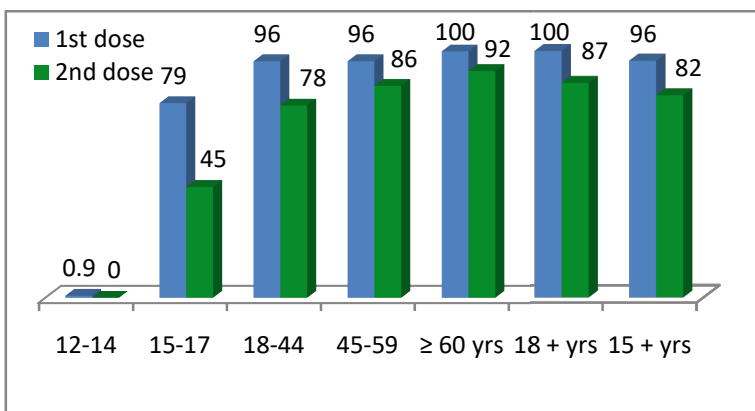
**OUR HEALTH OUR RESPONSIBILITY
VACCINE ADVISORY**

- *People who are vaccinated with Covid Vaccine are reported to have reduced Covid related ICU admissions, serious disease and death.*
- *Early vaccination is useful to safeguard our life from this deadly disease.*
- *Vaccination sessions are planned as per the availability of vaccine. All are requested to cooperate.*
- *After receiving the first dose, second dose of Covishield vaccine is to be taken between 12–16weeks and second dose of Covaxin between 4-6 weeks.*
- *Covid vaccination is currently available to all above 15 years. Children in 15-18 age group will get Covaxin.*
- *Health Staffs, Frontline workers and people above 60 years with co-morbidities will get precaution dose after 9 months or 39 weeks from the second dose. The Same vaccine administered as first and second dose is to be taken as precaution dose. People above 60 years with co-morbidities should take medical advice before receiving precaution dose.*
- *Vaccination is available free of cost in all Government covid vaccination centers, and at a nominal rate (as per the Gol order F.No.2079203/2021/Immunization) in selected private Hospitals.*
- **ENSURE ALL YOUR ELIGIBLE FAMILY MEMBERS ARE PROTECTED BY RECEIVING ANY OF THE AVAILABLE COVID VACCINE.**
- **“BOTH COVAXIN AND COVISHIELD ARE EQUALLY EFFECTIVE AND SAFE”**
- **“BE FULLY PROTECTED – GET THE SECOND DOSE AT YOUR SCHEDULED TIME”**

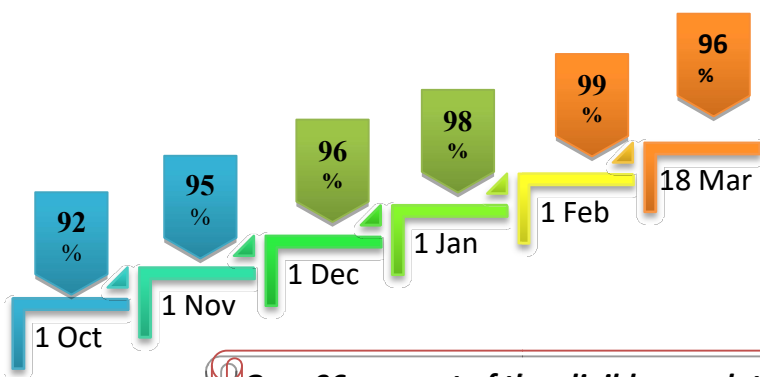
ANALYSIS

COVID-19 mass vaccinations are showing signs of preventing illness and steep decline in cases and hospital admissions in countries which done vaccination. Kerala started its vaccination for health care workers from January 16, 2021. The COVID-19 Vaccines Operational Guidelines issued by the Ministry of Health and Family Welfare, Govt. of India, 28th December 2020 and all subsequent Guidelines issued by Ministry of Health and Family Welfare, Govt of India are followed at the sites and all vaccination lanes

Summary of COVID Vaccine Administered as on 18-03-2022 midnight



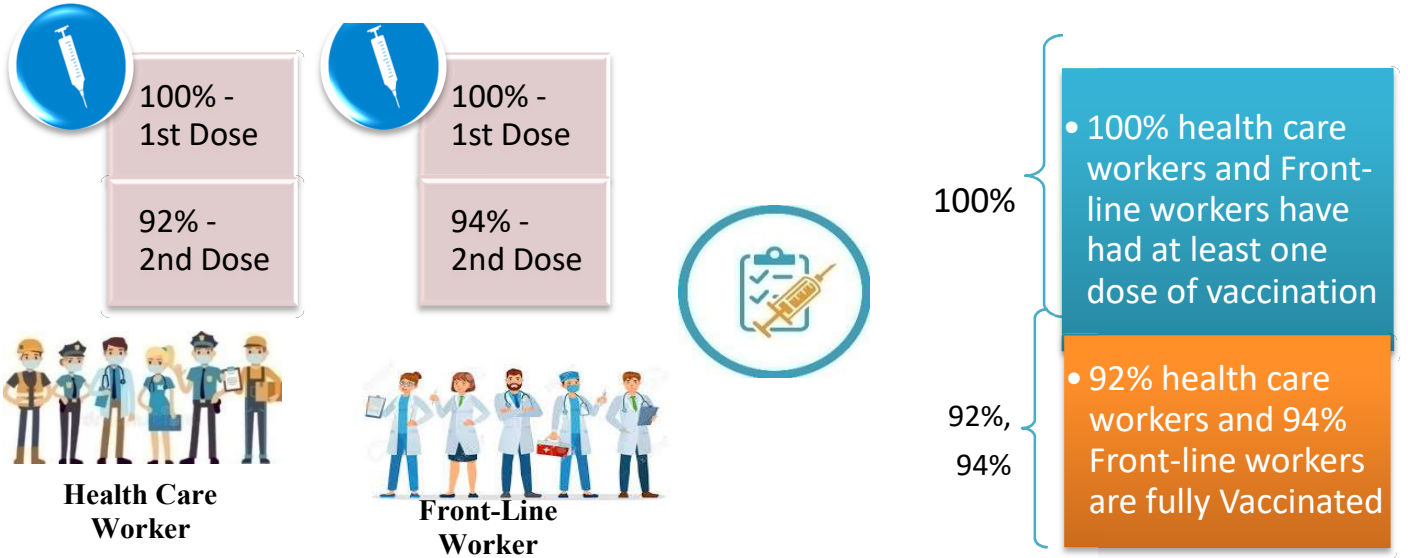
Time Line of Vaccination Coverage



Kerala began administration of COVID 19 Vaccines on 16th January, 2021. As of 18th March 2022, Kerala has administered over 53 million doses overall, including first and second doses of vaccines.


Over 96 per cent of the eligible population (15 + years) in Kerala has been administered the first dose of the Covid-19 vaccine. The state has achieved the target within 435 days since the beginning of the vaccination drive on January 16, 2021

Health Care Workers & Front-line Workers Vaccinated



Are You Vaccinated? You Still Need to Practice: SMS

- Even after vaccination, follow COVID appropriate behavior
- Practice Social Distancing and greet without physical contact
- Always wear clean face mask
- Wash your hands thoroughly and frequently or use hand sanitizer
- Follow the current COVID 19 guidelines to prevent further spread
- Stay Safe. Stay Strong. Get Vaccinated



Even After Getting Vaccinated Keep Taking Precautions to Protect Your Self



The Race Towards Full Vaccination - Weekly Trend

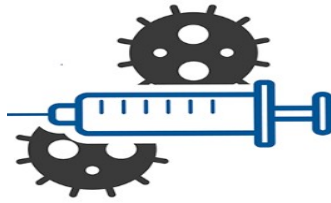
5th – 11th Mar, 2022

Kerala Administered over

1.64 Lakh

COVID Vaccine Doses

in the last 7 days
(5th to 11th Mar)



From 5th to 11th Mar, 2022 on average

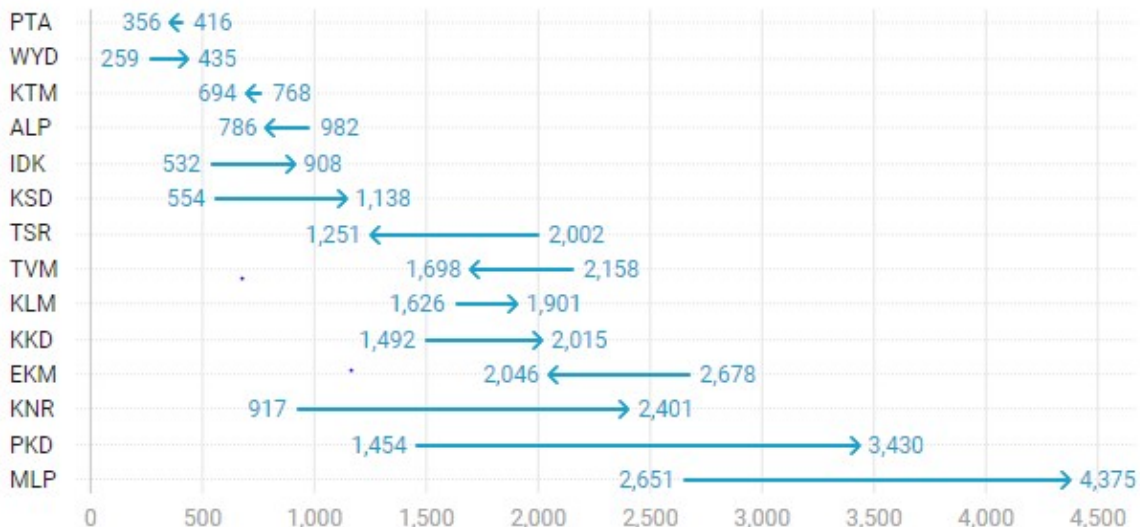
0.23lakh

doses were administered daily.

Average Doses Administered Per day per week (in 1000)



Trend in average per day vaccination for the last two weeks



Race Against Time – Vaccination Quarterly Status

(Q1:16th Jan-Mar, Q2: Apr-June, Q3: July-Sep, Q4: Oct - Dec)

Daily Average Doses Administered per Quarter

In the first Quarter, only 42201 first doses and 5324 second doses were administered daily on average. During the second, third and fourth quarters, the daily vaccination of the first and second doses increased significantly.



Vaccination Achievement per Quarter

In the third quarter of the immunization drive, 52% of the eligible population (18 + age) in Kerala were given the first dose and 29% the second dose.

Dose Progression

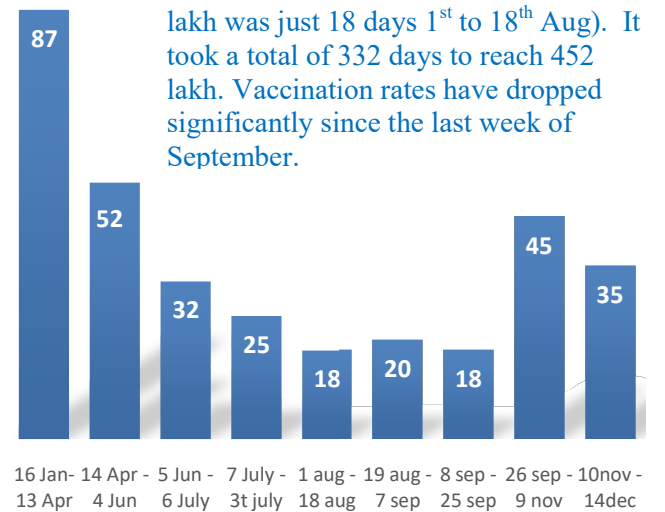
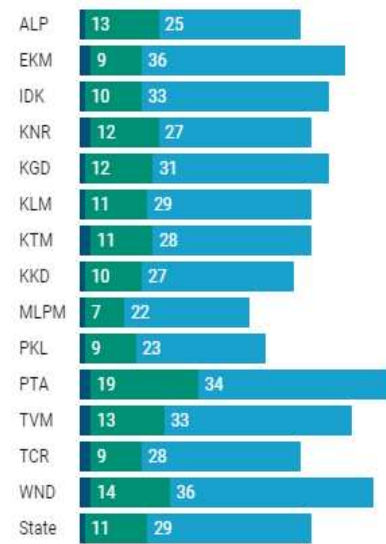
The chart shows the days taken for total COVID-19 Vaccination doses (both first and second) in Kerala to cross every 50 lakh dose mark

■ Q1 ■ Q2 ■ Q3

First Dose



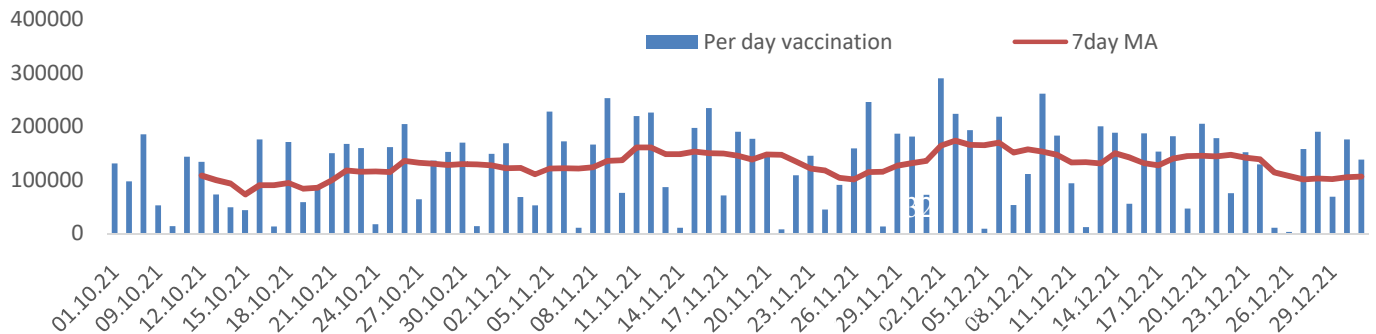
Second Dose



It took 87 days to administer the first 50 lakh doses. The shortest time taken to 50 lakh was just 18 days 1st to 18th Aug). It took a total of 332 days to reach 452 lakh. Vaccination rates have dropped significantly since the last week of September.

Vaccine Administered per Day and 7 days Moving Average in Last Quarter (Oct -Dec)

The seven-day moving average of daily doses in the last quarter showed a peak on December 2nd and continued to fluctuate thereafter



Important Message to the Public

- a. *Infection or infection rate is only a part and disease manifestation of disease is to be monitored*
- b. *Fatality among vaccinated people is very less. Disease severity among vaccinated people is less.*
- c. *People with comorbidity should be careful. Once detected covid positive they should get admitted and do not stay at home.*
- d. *Death among non-vaccinated people, especially people with comorbidity is because of late arrival in hospitals*
- e. *Diabetes and Hypertension together is the most common cause of patient death if they arrive late.*
- f. *Vaccinated people, only if symptomatic are advised to consult Doctor.*
- g. *Non Vaccinated people, if symptomatic, may do RTPCR test*
- h. *Antigen testing is only for emergency purpose*
- i. *Non vaccinated people with co-morbidities to do testing by RTPCR and consult doctor*
- j. *Repeat RTPCR is not needed among the people who are detected COVID positive in the previous 2 months*
- k. *All young person detected positive and at home isolation should do glucose test*

TABLE1.Total Vaccination done in the State as on 18/03/2022 midnight

State Summary (15+ years)-Total doses administered till 19/3/2022 at 12 AM								
District	Target	First Dose	Percent age	Second Dose	Percentage*	Precaution Dose	Percentage	Total doses administered
Alappuzha	1829568	1682793	92%	1550710	85%	82001	53%	3,315,504
Ernakulam	3217878	3215883	100%	2717090	84%	107679	46%	6,040,652
Idukki	950762	931363	98%	776380	82%	22127	34%	1,729,870
Kannur	2100307	2102689	100%	1838080	88%	76627	48%	4,017,396
Kasaragod	1092141	1018426	93%	843623	77%	33846	40%	1,895,895
Kollam	2268371	2161279	95%	1855759	82%	80087	48%	4,097,125
Kottayam	1704500	1621160	95%	1414529	83%	67642	50%	3,103,331
Kozhikode	2746273	2612193	95%	2143871	78%	65652	36%	4,821,716
Malappuram	3386535	3309654	98%	2561438	76%	56603	38%	5,927,695
Palakkad	2349082	2267729	97%	1929286	82%	76363	50%	4,273,378
Pathanamthitta	1118564	1128833	101%	951978	85%	73151	53%	2,153,962
Thiruvananthapuram	2914006	2802540	96%	2406848	83%	126194	49%	5,335,582
Thrissur	2767777	2561174	93%	2340911	85%	100161	57%	5,002,246
Wayanad	716933	724497	101%	624082	87%	28888	37%	1,377,467
Grand Total	29,162,697	28,140,213	96%	23,954,585	82%	997,021	47%	53,091,819

TABLE2.Covid-19Vaccination Center Functional in the State as on 18/03/2022 midnight

DISTRICTS	12+	15+	18+	Total
Alappuzha	86	1	3	90
Ernakulam	0	11	47	58
Idukki	0	1	12	13
Kannur	2	10	19	31
Kasaragod	42	0	1	43
Kollam	0	31	28	59
Kottayam	3	5	54	62
Kozhikode	23	3	101	127
Malappuram	9	22	56	87
Palakkad	19	13	28	60
Pathanamthitta	7	62	66	135
Thiruvananthapuram	0	6	113	119
Thrissur	5	34	129	168
Wayanad	35	19	53	107
GrandTotal	231	218	710	1159

TABLE3. Health Care Workers Coverage as on 18/03/2022 midnight

DISTRICT	1st DOSE	2nd Dose	% fully vaccinated	Precaution dose	Precaution dose (%) *
Alappuzha	29021	27201	94%	12197	56%
Ernakulam	85565	75718	88%	28785	46%
Idukki	13553	12987	96%	5085	48%
Kannur	40388	37490	93%	16717	54%
Kasaragod	11610	10801	93%	4417	50%
Kollam	36033	33780	94%	13471	51%
Kottayam	38706	36257	94%	15117	53%
Kozhikode	52733	47899	91%	15972	42%
Malappuram	44832	41950	94%	15534	51%
Palakkad	34673	31983	92%	14203	54%
Pathanamthitta	29335	25054	85%	10523	51%
Thiruvananthapuram	73421	66303	90%	23944	45%
Thrissur	51909	49146	95%	24069	59%
Wayanad	13977	13276	95%	5984	51%
Grand Total	555756	509845	92%	206018	50%

1st Dose coverage for HCW is 100%

*Proportion of beneficiaries who are eligible (completed 9 months after 2nd dose)

TABLE4. Frontline workers Coverage as on 18/03/2022 midnight

DISTRICT	1st dose	2nd Dose	% fully vaccinated	Precaution dose	Precaution dose(%) *
Alappuzha	39126	36718	94%	11615	39%
Ernakulam	54934	50297	92%	16390	42%
Idukki	22993	21314	93%	4688	29%
Kannur	41381	39938	97%	10726	34%
Kasaragod	24615	22449	91%	5659	31%
Kollam	42235	38781	92%	8886	32%
Kottayam	32139	30579	95%	9756	39%
Kozhikode	55272	52518	95%	7584	20%
Malappuram	53913	51230	95%	11100	28%
Palakkad	48096	45499	95%	13937	38%
Pathanamthitta	25249	22509	89%	6033	34%
Thiruvananthapuram	72994	67541	93%	17635	39%
Thrissur	41904	40709	97%	15482	49%
Wayanad	17021	16082	94%	3703	28%
Grand Total	571872	536164	94%	143194	35%

1st Dose coverage for FLW is 100%

*Proportion of beneficiaries who are eligible (completed 9 months after 2nd dose)

TABLE5.Age-Appropriate Group(45-59 Years)Coverage as on 18/03/2022 midnight

Table 5: Age appropriate group (45-59 years) coverage					
45-59 years Coverage as on 19/03/2022 at 12 AM					
District	Target	1st Dose Coverage	Percentage	2nd Dose Coverage	Percentage fully vaccinated
Alappuzha	535436	438678	82%	413400	77%
Ernakulam	809349	783198	97%	699015	86%
Idukki	237564	246879	104%	218178	92%
Kannur	527295	515525	98%	477028	90%
Kasaragod	253027	252054	100%	223072	88%
Kollam	541201	559693	103%	499063	92%
Kottayam	478470	413932	87%	372159	78%
Kozhikode	658949	654263	99%	577392	88%
Malappuram	733338	722442	99%	622801	85%
Palakkad	614226	546884	89%	495432	81%
Pathanamthitta	264372	281626	107%	250755	95%
Thiruvananthapuram	735836	681145	93%	610235	83%
Thrissur	689418	663593	96%	620542	90%
Wayanad	170537	177103	104%	163963	96%
Grand Total	7249018	6,937,015	96%	6,243,035	86%

TABLE6.Age-Appropriate Group (≥60 Years) Coverage as on 18/03/2022 midnight

Table 6: Age appropriate group (≥ 60 years) coverage							
≥ 60 years Coverage as on 19/03/2022 at 12 AM							
District	Target	1st Dose Coverage	Percentage	2nd Dose Coverage	Percentage fully vaccinated	Precaution dose	%
Alappuzha	424565	428687	101%	398586	94%	58189	57%
Ernakulam	673885	675889	100%	618393	92%	62504	47%
Idukki	193981	194485	100%	172284	89%	12354	32%
Kannur	438602	444263	101%	410911	94%	49184	52%
Kasaragod	182460	181622	100%	159815	88%	23770	41%
Kollam	497558	499243	100%	452692	91%	57730	52%
Kottayam	418008	419398	100%	382140	91%	42769	52%
Kozhikode	526896	528835	100%	477669	91%	42096	40%
Malappuram	477642	487859	102%	432282	91%	29969	38%
Palakkad	437708	439579	100%	399659	91%	48223	54%
Pathanamthitta	311297	311974	100%	279557	90%	56595	57%
Thiruvananthapuram	630465	632583	100%	568600	90%	84615	53%
Thrissur	581781	587768	101%	555200	95%	60610	58%
Wayanad	128009	128270	100%	114077	89%	19201	36%
Grand Total	5922857	5,960,455	101%	5,421,865	92%	647,809	49%

TABLE 6. Age-Appropriate Group (18-44 Years) Coverage as on 18/03/2022 midnight

18-44 years Coverage as on 19/03/2022 at 12 AM					
District	Target	First Dose		2nd Dose Coverage	Percentage fully vaccinated*
		1st Dose Coverage	Percentage		
Alappuzha	744178	668355	90%	619901	83%
Ernakulam	1470864	1506770	102%	1205891	82%
Idukki	437537	418553	96%	327707	75%
Kannur	947964	962663	102%	809640	85%
Kasaragod	556876	499903	90%	400024	72%
Kollam	1054752	930468	88%	773416	73%
Kottayam	665544	653553	98%	554968	83%
Kozhikode	1313678	1216613	93%	940914	72%
Malappuram	1777378	1824483	103%	1347789	76%
Palakkad	1088327	1083505	100%	887606	82%
Pathanamthitta	460819	442196	96%	348046	76%
Thiruvananthapuram	1309099	1244923	95%	1041068	80%
Thrissur	1274465	1095701	86%	996429	78%
Wayanad	361152	353912	98%	297665	82%
Grand Total	13462633	12,901,598	96%	10,551,064	78%

*Among those who have taken first dose

TABLE 7. Age-Appropriate Group (15-17 Years) Coverage as on 18/03/2022 midnight

15-17 years Coverage as on 19/03/2022 at 12 AM					
District	Target	1st Dose Coverage	Percentage	2nd Dose Coverage	Percentage fully vaccinated
Alappuzha	80832	75309	93%	54904	68%
Ernakulam	172307	109479	64%	67776	39%
Idukki	51339	34866	68%	23910	47%
Kannur	97722	98314	101%	63073	65%
Kasaragod	60496	48099	80%	27462	45%
Kollam	105234	93594	89%	58027	55%
Kottayam	85400	63162	74%	38426	45%
Kozhikode	143028	104402	73%	47479	33%
Malappuram	241212	175682	73%	65386	27%
Palakkad	132742	112152	84%	69107	52%
Pathanamthitta	48854	38342	78%	26057	53%
Thiruvananthapuram	145238	97434	67%	53101	37%
Thrissur	123540	119351	97%	78885	64%
Wayanad	29245	34022	116%	19019	65%
Grand Total	1,517,189	1,204,208	79%	692,612	45%

Table 8: Age appropriate group (12-14 years) Coverage as on 18/03/2022 midnight

12-14 years Coverage as on 19/3/2022 at 12 AM				
District	1st Dose Coverage	Percentage	2nd Dose Coverage	Percentage fully vaccinated
Alappuzha	3617	8.1%	0	0%
Ernakulam	48	0.1%	0	0%
Idukki	34	0.1%	0	0%
Kannur	155	0.2%	0	0%
Kasaragod	523	1.3%	0	0%
Kollam	13	0.0%	0	0%
Kottayam	270	0.5%	0	0%
Kozhikode	75	0.1%	0	0%
Malappuram	443	0.3%	0	0%
Palakkad	2840	3.7%	0	0%
Pathanamthitta	111	0.3%	0	0%
Thiruvananthapuram	40	0.0%	0	0%
Thrissur	948	1.0%	0	0%
Wayanad	192	0.7%	0	0%
Grand Total	9,309	0.9%	0	0%

TABLE9.State Summary (18+) as on 18/03/2022 midnight

State Summary (18+) 19-03-2022 at 12 AM							
District	Target	First Dose	Percentage	Second Dose	Percentage*	Precaution Dose	Percentage
Alappuzha	1704179	1603867	94%	1495806	88%	82001	53%
Ernakulam	2954098	3106356	105%	2649314	90%	107679	46%
Idukki	869082	896463	103%	752470	87%	22127	34%
Kannur	1913861	2004220	105%	1775007	93%	76627	48%
Kasaragod	992363	969804	98%	816161	82%	33846	40%
Kollam	2093511	2067672	99%	1797732	86%	80087	48%
Kottayam	1562022	1557728	100%	1376103	88%	67642	50%
Kozhikode	2499523	2507716	100%	2096392	84%	65652	36%
Malappuram	2988358	3133529	105%	2496052	84%	56603	38%
Palakkad	2140261	2152737	101%	1860179	87%	76363	50%
Pathanamthitta	1036488	1090380	105%	925921	89%	73151	53%
Thiruvananthapuram	2675400	2705066	101%	2353747	88%	126194	49%
Thrissur	2545664	2440875	96%	2262026	89%	100161	57%
Wayanad	659698	690283	105%	605063	92%	28888	37%
Grand Total	2,66,34,508	26,926,696	101%	23,261,973	87%	997,021	47%

*Revised target population (> 18 years) as per MOHFW is 2.67 crores

*As per letter from Additional Secretary MOHFW- D O No 2317579/2021/Imm dated 15/09/2021

TABLE 10. Achievement for the day 18/03/2022 midnight

Daily achievement 19-03-2022				
District	First Dose	Second Dose	Precaution dose	Total Doses Administered
Alappuzha	3177	117	134	3428
Ernakulam	173	1394	730	2297
Idukki	67	392	162	621
Kannur	223	770	921	1914
Kasaragod	519	9	7	535
Kollam	181	1381	520	2082
Kottayam	216	673	662	1551
Kozhikode	218	1397	673	2288
Malappuram	617	2188	917	3722
Palakkad	2841	2088	640	5569
Pathanamthitta	113	457	512	1082
Thiruvananthapuram	162	1327	1210	2699
Thrissur	390	1538	1296	3224
Wayanad	208	235	139	582
Grand Total	9105	13966	8523	31594

** Vaccine stock details couldn't be downloaded from e-VIN portal as the portal is down.

TABLE 11. COVID Vaccination related sites

support@cowin.gov.in https://www.cowin.gov.in/home https://dashboard.kerala.gov.in/ https://dhs.kerala.gov.in/https://aogyakeralam.gov.in/https://sha.kerala.gov.in/

TABLE 10. COVID Vaccination related Helpline numbers

National/State/District	Line1	Line2	Line3
National Helpline	1075	+91 1123978046	0120 4473222
Disha	1056	04712552056	
StateCallCenter	04712309251	04712309252	04712309255
Thiruvananthapuram	9188610100	1077	
Kollam	04742797609	8589015556	
Pathanamthitta	04682222515	04682228220	
Alappuzha	04772239999		
Kottayam	04812565200	04812304800	04812581900
Idukki	18004255640	04862232220	04862233118
Ernakulam	9072303861		
Thrissur	9400066921	9400066922	9400066923
Palakkad	04912505264	04912505189	8943341439
Malappuram	04832733253	04832737858	04832733252
Kozhikode	7594001442		
Wayanad	04936202343	04936202375	9072510900
Kannur	04972700194		
Kasargod	9061076590	9061079244	9061078026