



**COVID-19 OUTBREAK CONTROL AND PREVENTION STATE
CELL HEALTH&FAMILY WELFARE DEPARTMENT
Govt of Kerala**

www.dhs.kerala.gov.in

controlroomdhskerala@gmail.com

KeralaHEALTH-COVID-19 DAILY VACCINATION BULLETIN

Date: 20/03/2022

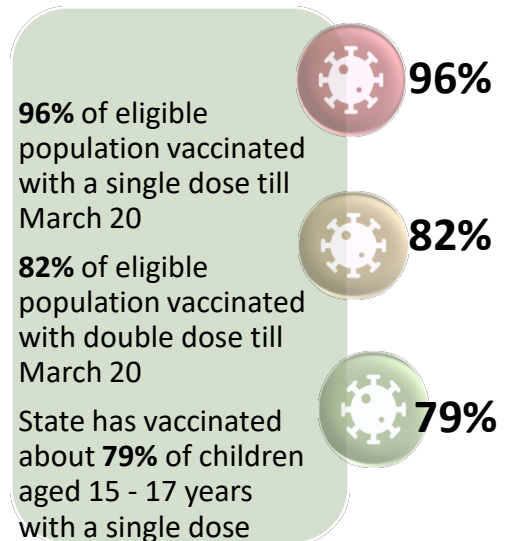
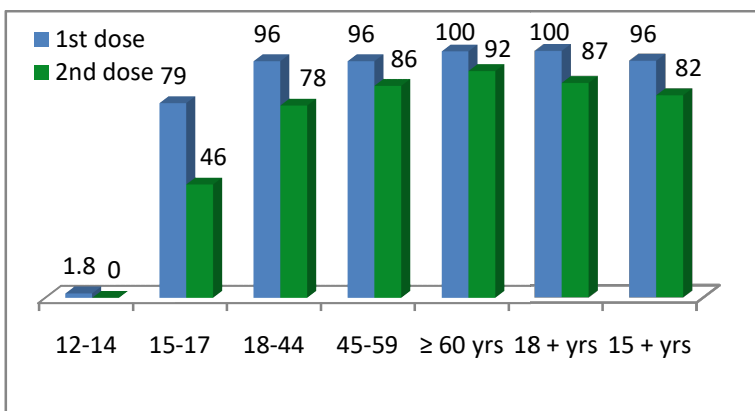
**OUR HEALTH OUR RESPONSIBILITY
VACCINE ADVISORY**

- *People who are vaccinated with Covid Vaccine are reported to have reduced Covid related ICU admissions, serious disease and death.*
- *Early vaccination is useful to safeguard our life from this deadly disease.*
- *Vaccination sessions are planned as per the availability of vaccine. All are requested to cooperate.*
- *After receiving the first dose, second dose of Covishield vaccine is to be taken between 12–16weeks and second dose of Covaxin between 4-6 weeks.*
- *Covid vaccination is currently available to all above 15 years. Children in 15-18 age group will get Covaxin.*
- *Health Staffs, Frontline workers and people above 60 years with co-morbidities will get precaution dose after 9 months or 39 weeks from the second dose. The Same vaccine administered as first and second dose is to be taken as precaution dose. People above 60 years with co-morbidities should take medical advice before receiving precaution dose.*
- *Vaccination is available free of cost in all Government covid vaccination centers, and at a nominal rate (as per the Gol order F.No.2079203/2021/Immunization) in selected private Hospitals.*
- **ENSURE ALL YOUR ELIGIBLE FAMILY MEMBERS ARE PROTECTED BY RECEIVING ANY OF THE AVAILABLE COVID VACCINE.**
- **“BOTH COVAXIN AND COVISHIELD ARE EQUALLY EFFECTIVE AND SAFE”**
- **“BE FULLY PROTECTED – GET THE SECOND DOSE AT YOUR SCHEDULED TIME”**

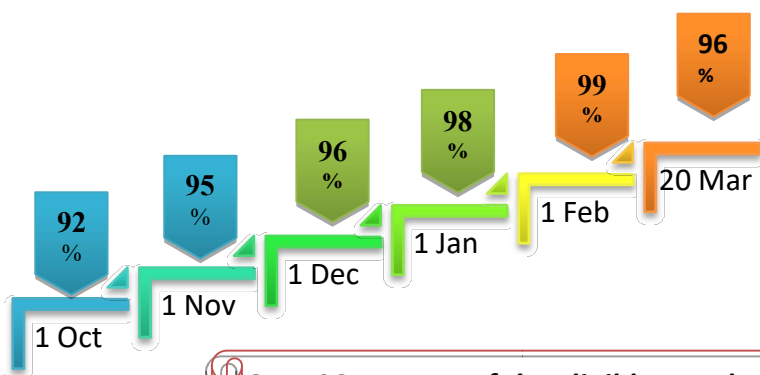
ANALYSIS

COVID-19 mass vaccinations are showing signs of preventing illness and steep decline in cases and hospital admissions in countries which done vaccination. Kerala started its vaccination for health care workers from January 16, 2021. The COVID-19 Vaccines Operational Guidelines issued by the Ministry of Health and Family Welfare, Govt. of India, 28th December 2020 and all subsequent Guidelines issued by Ministry of Health and Family Welfare, Govt of India are followed at the sites and all vaccination lanes

Summary of COVID Vaccine Administered as on 20-03-2022 midnight



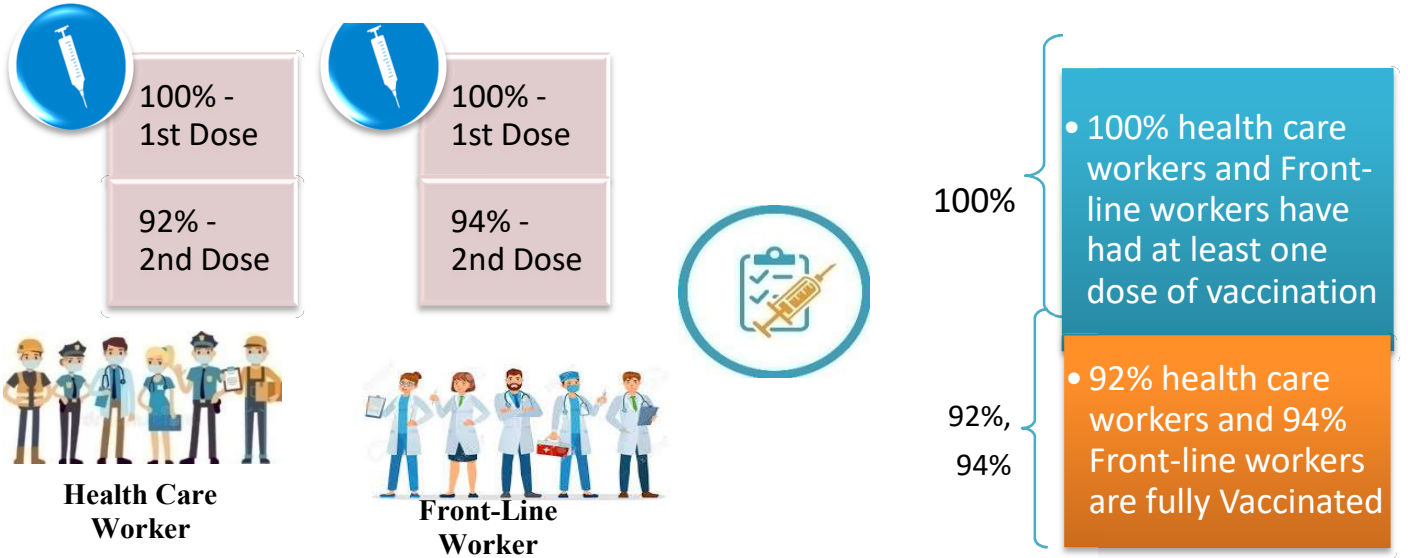
Time Line of Vaccination Coverage



Kerala began administration of COVID 19 Vaccines on 16th January, 2021. As of 20th March 2022, Kerala has administered over 53 million doses overall, including first and second doses of vaccines.


Over 96 per cent of the eligible population (15 + years) in Kerala has been administered the first dose of the Covid-19 vaccine. The state has achieved the target within 437 days since the beginning of the vaccination drive on January 16, 2021

Health Care Workers & Front-line Workers Vaccinated



Are You Vaccinated? You Still Need to Practice: SMS

- Even after vaccination, follow COVID appropriate behavior
- Practice Social Distancing and greet without physical contact
- Always wear clean face mask
- Wash your hands thoroughly and frequently or use hand sanitizer
- Follow the current COVID 19 guidelines to prevent further spread
- Stay Safe. Stay Strong. Get Vaccinated



Even After Getting Vaccinated Keep Taking Precautions to Protect Your Self




GET VACCINATED



WASH YOUR HANDS



WEAR A MASK



KEEP YOUR DISTANCE

The Race Towards Full Vaccination - Weekly Trend

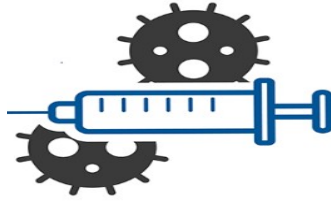
5th – 11th Mar, 2022

Kerala Administered over

1.64 Lakh

COVID Vaccine Doses

in the last 7 days
(5th to 11th Mar)




From 5th to 11th Mar, 2022 on average

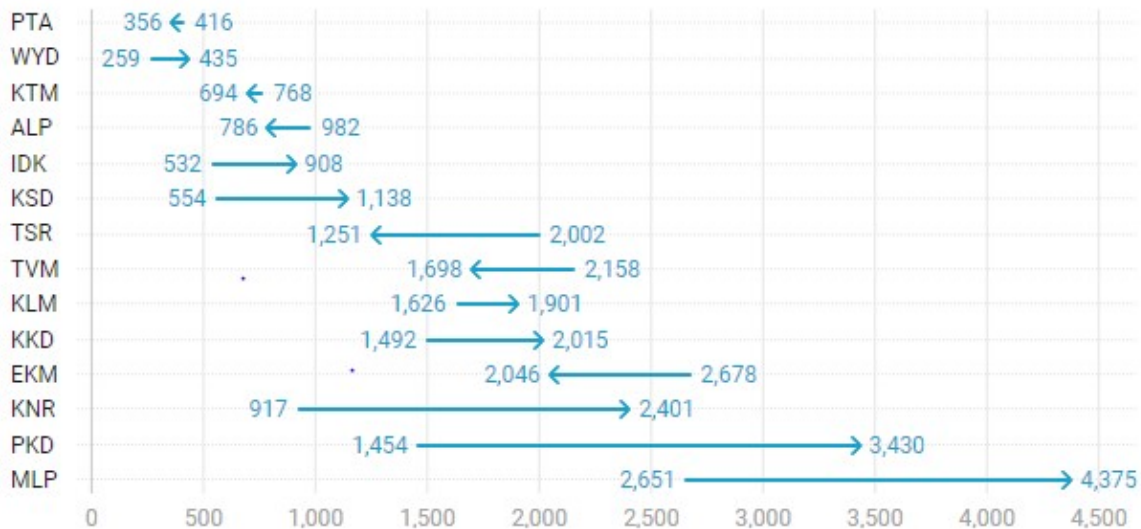
0.23lakh

doses were administered daily.

Average Doses Administered Per day per week (in 1000)



Trend in average per day vaccination for the last two weeks



Race Against Time – Vaccination Quarterly Status

(Q1:16th Jan-Mar, Q2: Apr-June, Q3: July-Sep, Q4: Oct - Dec)

Daily Average Doses Administered per Quarter

In the first Quarter, only 42201 first doses and 5324 second doses were administered daily on average. During the second, third and fourth quarters, the daily vaccination of the first and second doses increased significantly.



Vaccination Achievement per Quarter

In the third quarter of the immunization drive, 52% of the eligible population (18 + age) in Kerala were given the first dose and 29% the second dose.

Dose Progression

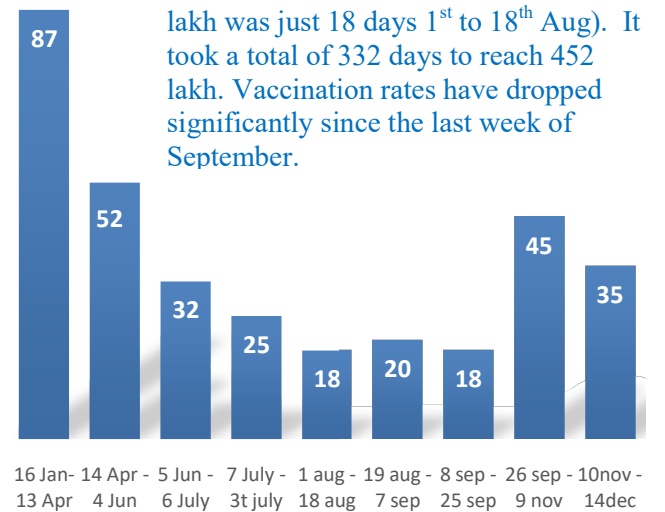
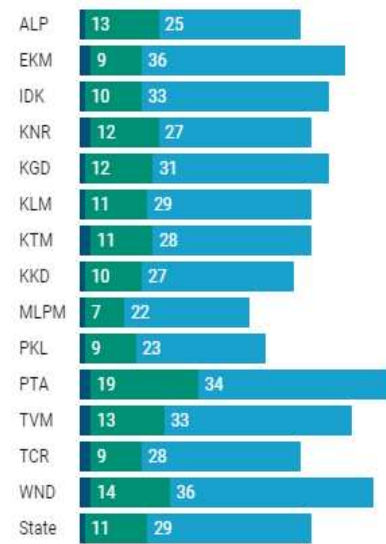
The chart shows the days taken for total COVID-19 Vaccination doses (both first and second) in Kerala to cross every 50 lakh dose mark

■ Q1 ■ Q2 ■ Q3

First Dose



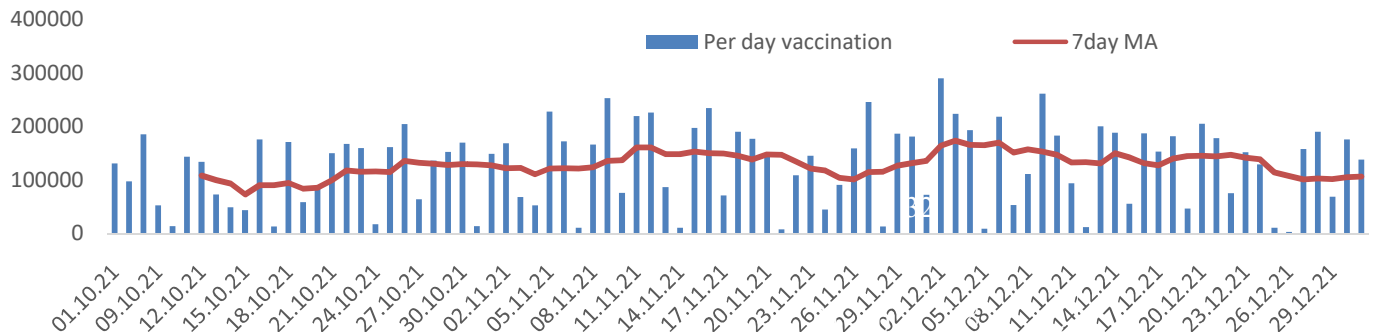
Second Dose



It took 87 days to administer the first 50 lakh doses. The shortest time taken to 50 lakh was just 18 days 1st to 18th Aug). It took a total of 332 days to reach 452 lakh. Vaccination rates have dropped significantly since the last week of September.

Vaccine Administered per Day and 7 days Moving Average in Last Quarter (Oct -Dec)

The seven-day moving average of daily doses in the last quarter showed a peak on December 2nd and continued to fluctuate thereafter



Important Message to the Public

- a. *Infection or infection rate is only a part and disease manifestation of disease is to be monitored*
- b. *Fatality among vaccinated people is very less. Disease severity among vaccinated people is less.*
- c. *People with comorbidity should be careful. Once detected covid positive they should get admitted and do not stay at home.*
- d. *Death among non-vaccinated people, especially people with comorbidity is because of late arrival in hospitals*
- e. *Diabetes and Hypertension together is the most common cause of patient death if they arrive late.*
- f. *Vaccinated people, only if symptomatic are advised to consult Doctor.*
- g. *Non Vaccinated people, if symptomatic, may do RTPCR test*
- h. *Antigen testing is only for emergency purpose*
- i. *Non vaccinated people with co-morbidities to do testing by RTPCR and consult doctor*
- j. *Repeat RTPCR is not needed among the people who are detected COVID positive in the previous 2 months*
- k. *All young person detected positive and at home isolation should do glucose test*

TABLE1.Total Vaccination done in the State as on 20/03/2022 midnight

State Summary (15+ years)-Total doses administered till 21/3/2022 at 12 AM								
District	Target	First Dose	Percent age	Second Dose	Percentage*	Precaution Dose	Percentage	Total doses administered
Alappuzha	1829568	1683240	92%	1551819	85%	82254	54%	3,317,313
Ernakulam	3217878	3216155	100%	2718415	84%	108346	39%	6,042,916
Idukki	950762	931453	98%	776615	82%	22204	36%	1,730,272
Kannur	2100307	2104700	100%	1838928	88%	76839	46%	4,020,467
Kasaragod	1092141	1018668	93%	844444	77%	34199	44%	1,897,311
Kollam	2268371	2161360	95%	1856450	82%	80334	45%	4,098,144
Kottayam	1704500	1621384	95%	1415666	83%	67998	46%	3,105,048
Kozhikode	2746273	2612697	95%	2145547	78%	66046	34%	4,824,290
Malappuram	3386535	3310112	98%	2562759	76%	56950	37%	5,929,821
Palakkad	2349082	2270284	97%	1931196	82%	76725	51%	4,278,205
Pathanamthitta	1118564	1129071	101%	952232	85%	73399	49%	2,154,702
Thiruvananthapuram	2914006	2802654	96%	2407586	83%	127191	44%	5,337,431
Thrissur	2767777	2564815	93%	2342148	85%	101017	50%	5,007,980
Wayanad	716933	725105	101%	624303	87%	29006	37%	1,378,414
Grand Total	29,162,697	28,151,698	96%	23,968,108	82%	1,002,508	44%	53,122,314

TABLE2.Covid-19Vaccination Center Functional in the State as on 20/03/2022 midnight

DISTRICTS	12+	15+	18+	Total
Alappuzha	0	0	1	1
Ernakulam	0	3	9	12
Idukki	0	0	0	0
Kannur	0	0	4	4
Kasaragod	0	0	0	0
Kollam	0	0	2	2
Kottayam	0	0	1	1
Kozhikode	0	0	5	5
Malappuram	1	2	6	9
Palakkad	0	0	4	4
Pathanamthitta	0	3	5	8
Thiruvananthapuram	0	0	8	8
Thrissur	0	1	9	10
Wayanad	1	0	0	1
GrandTotal	2	9	54	65

TABLE3. Health Care Workers Coverage as on 20/03/2022 midnight

DISTRICT	1st DOSE	2nd Dose	% fully vaccinated	Precaution dose	Precaution dose (%) *
Alappuzha	29021	27201	94%	12200	44%
Ernakulam	85565	75719	88%	28817	36%
Idukki	13553	12987	96%	5099	40%
Kannur	40388	37491	93%	16737	43%
Kasaragod	11610	10803	93%	4429	40%
Kollam	36033	33780	94%	13485	39%
Kottayam	38706	36258	94%	15149	42%
Kozhikode	52734	47900	91%	16011	32%
Malappuram	44832	41951	94%	15566	36%
Palakkad	34673	31983	92%	14211	43%
Pathanamthitta	29336	25055	85%	10531	39%
Thiruvananthapuram	73421	66306	90%	24077	35%
Thrissur	51909	49146	95%	24132	49%
Wayanad	13977	13276	95%	5987	45%
Grand Total	555758	509856	92%	206431	39%

1st Dose coverage for HCW is 100%

*Proportion of beneficiaries who are eligible (completed 9 months after 2nd dose)

TABLE4. Frontline workers Coverage as on 20/03/2022 midnight

DISTRICT	1st dose	2nd Dose	% fully vaccinated	Precaution dose	Precaution dose(%) *
Alappuzha	39126	36718	94%	11640	53%
Ernakulam	54934	50298	92%	16420	26%
Idukki	22993	21314	93%	4697	44%
Kannur	41381	39939	97%	10740	34%
Kasaragod	24615	22451	91%	5686	65%
Kollam	42235	38781	92%	8899	33%
Kottayam	32139	30580	95%	9766	34%
Kozhikode	55272	52518	95%	7602	20%
Malappuram	53913	51231	95%	11115	36%
Palakkad	48096	45499	95%	13956	53%
Pathanamthitta	25249	22509	89%	6036	29%
Thiruvananthapuram	72995	67542	93%	17676	33%
Thrissur	41904	40710	97%	15518	38%
Wayanad	17021	16082	94%	3712	32%
Grand Total	571873	536172	94%	143463	35%

1st Dose coverage for FLW is 100%

*Proportion of beneficiaries who are eligible (completed 9 months after 2nd dose)

TABLE5.Age-Appropriate Group(45-59 Years)Coverage as on 20/03/2022 midnight

Table 5: Age appropriate group (45-59 years) coverage					
45-59 years Coverage as on 21/03/2022 at 12 AM					
District	Target	1st Dose Coverage	Percentage	2nd Dose Coverage	Percentage fully vaccinated
Alappuzha	535436	438681	82%	413418	77%
Ernakulam	809349	783202	97%	699117	86%
Idukki	237564	246880	104%	218203	92%
Kannur	527295	515528	98%	477094	90%
Kasaragod	253027	252058	100%	223109	88%
Kollam	541201	559699	103%	499133	92%
Kottayam	478470	413934	87%	372224	78%
Kozhikode	658949	654271	99%	577466	88%
Malappuram	733338	722451	99%	622879	85%
Palakkad	614226	546887	89%	495516	81%
Pathanamthitta	264372	281633	107%	250774	95%
Thiruvananthapuram	735836	681156	93%	610333	83%
Thrissur	689418	663604	96%	620724	90%
Wayanad	170537	177104	104%	163969	96%
Grand Total	7249018	6,937,088	96%	6,243,959	86%

TABLE6.Age-Appropriate Group (≥60 Years) Coverage as on 20/03/2022 midnight

Table 6: Age appropriate group (≥ 60 years) coverage							
≥ 60 years Coverage as on 21/03/2022 at 12 AM							
District	Target	1st Dose Coverage	Percentage	2nd Dose Coverage	Percentage fully vaccinated	Precaution dose	%
Alappuzha	424565	428691	101%	398602	94%	58414	57%
Ernakulam	673885	675893	100%	618453	92%	63109	47%
Idukki	193981	194487	100%	172299	89%	12408	32%
Kannur	438602	444263	101%	410935	94%	49362	52%
Kasaragod	182460	181626	100%	159837	88%	24084	42%
Kollam	497558	499250	100%	452735	91%	57950	49%
Kottayam	418008	419402	100%	382178	91%	43083	51%
Kozhikode	526896	528841	100%	477696	91%	42433	40%
Malappuram	477642	487864	102%	432309	91%	30269	38%
Palakkad	437708	439586	100%	399707	91%	48558	54%
Pathanamthitta	311297	311980	100%	279569	90%	56832	56%
Thiruvananthapuram	630465	632588	100%	568657	90%	85438	51%
Thrissur	581781	587774	101%	555288	95%	61367	55%
Wayanad	128009	128271	100%	114084	89%	19307	36%
Grand Total	5922857	5,960,516	101%	5,422,349	92%	652,614	49%

TABLE 6. Age-Appropriate Group (18-44 Years) Coverage as on 20/03/2022 midnight

18-44 years Coverage as on 21/03/2022 at 12 AM					
District	Target	First Dose		2nd Dose Coverage	Percentage fully vaccinated*
		1st Dose Coverage	Percentage		
Alappuzha	744178	668388	90%	620125	83%
Ernakulam	1470864	1506865	102%	1206497	82%
Idukki	437537	418571	96%	327822	75%
Kannur	947964	962707	102%	809961	85%
Kasaragod	556876	499973	90%	400392	72%
Kollam	1054752	930484	88%	773678	73%
Kottayam	665544	653579	98%	555274	83%
Kozhikode	1313678	1216707	93%	941499	72%
Malappuram	1777378	1824603	103%	1348482	76%
Palakkad	1088327	1083588	100%	888326	82%
Pathanamthitta	460819	442211	96%	348117	76%
Thiruvananthapuram	1309099	1244983	95%	1041538	80%
Thrissur	1274465	1095763	86%	997118	78%
Wayanad	361152	353921	98%	297747	82%
Grand Total	13462633	12,902,343	96%	10,556,576	78%

*Among those who have taken first dose

TABLE 7. Age-Appropriate Group (15-17 Years) Coverage as on 20/03/2022 midnight

15-17 years Coverage as on 21/03/2022 at 12 AM					
District	Target	1st Dose Coverage	Percentage	2nd Dose Coverage	Percentage fully vaccinated
Alappuzha	80832	75565	93%	55755	69%
Ernakulam	172307	109615	64%	68331	40%
Idukki	51339	34888	68%	23990	47%
Kannur	97722	98371	101%	63508	65%
Kasaragod	60496	48195	80%	27852	46%
Kollam	105234	93646	89%	58343	55%
Kottayam	85400	63290	74%	39152	46%
Kozhikode	143028	104670	73%	48468	34%
Malappuram	241212	175795	73%	65907	27%
Palakkad	132742	112299	85%	70165	53%
Pathanamthitta	48854	38366	79%	26208	54%
Thiruvananthapuram	145238	97471	67%	53210	37%
Thrissur	123540	119402	97%	79162	64%
Wayanad	29245	34045	116%	19145	65%
Grand Total	1,517,189	1,205,618	79%	699,196	46%

Table 8: Age appropriate group (12-14 years) Coverage as on 20/03/2022 midnight

12-14 years Coverage as on 21/3/2022 at 12 AM				
District	1st Dose Coverage	Percentage	2nd Dose Coverage	Percentage fully vaccinated
Alappuzha	3768	8.5%	0	0%
Ernakulam	81	0.1%	0	0%
Idukki	81	0.3%	0	0%
Kannur	2062	2.3%	0	0%
Kasaragod	591	1.5%	0	0%
Kollam	13	0.0%	0	0%
Kottayam	334	0.6%	0	0%
Kozhikode	202	0.2%	0	0%
Malappuram	654	0.4%	0	0%
Palakkad	5155	6.8%	0	0%
Pathanamthitta	296	0.9%	0	0%
Thiruvananthapuram	40	0.0%	0	0%
Thrissur	4459	4.5%	0	0%
Wayanad	766	2.7%	0	0%
Grand Total	18,502	1.8%	0	0%

TABLE9.State Summary (18+) as on 20/03/2022 midnight

State Summary (18+) 21-03-2022 at 12 AM							
District	Target	First Dose	Percentage	Second Dose	Percentage*	Precaution Dose	Percentage
Alappuzha	1704179	1603907	94%	1496064	88%	82254	54%
Ernakulam	2954098	3106459	105%	2650084	90%	108346	39%
Idukki	869082	896484	103%	752625	87%	22204	36%
Kannur	1913861	2004267	105%	1775420	93%	76839	46%
Kasaragod	992363	969882	98%	816592	82%	34199	44%
Kollam	2093511	2067701	99%	1798107	86%	80334	45%
Kottayam	1562022	1557760	100%	1376514	88%	67998	46%
Kozhikode	2499523	2507825	100%	2097079	84%	66046	34%
Malappuram	2988358	3133663	105%	2496852	84%	56950	37%
Palakkad	2140261	2152830	101%	1861031	87%	76725	51%
Pathanamthitta	1036488	1090409	105%	926024	89%	73399	49%
Thiruvananthapuram	2675400	2705143	101%	2354376	88%	127191	44%
Thrissur	2545664	2440954	96%	2262986	89%	101017	50%
Wayanad	659698	690294	105%	605158	92%	29006	37%
Grand Total	2,66,34,508	26,927,578	101%	23,268,912	87%	1,002,508	44%

*Revised target population (> 18 years) as per MOHFW is 2.67 crores

*As per letter from Additional Secretary MOHFW- D O No 2317579/2021/Imm dated 15/09/2021

TABLE 10. Achievement for the day 20/03/2022 midnight

Daily achievement 21-03-2022				
District	First Dose	Second Dose	Precaution dose	Total Doses Administered
Alappuzha	1	1	0	2
Ernakulam	65	284	121	470
Idukki	0	0	0	0
Kannur	0	1	0	1
Kasaragod	0	0	0	0
Kollam	1	7	8	16
Kottayam	1	6	4	11
Kozhikode	4	3	0	7
Malappuram	63	133	28	224
Palakkad	0	1	2	3
Pathanamthitta	0	0	0	0
Thiruvananthapuram	7	26	54	87
Thrissur	3	48	61	112
Wayanad	18	0	0	18
Grand Total	163	510	278	951

** Vaccine stock details couldn't be downloaded from e-VIN portal as the portal is down.

TABLE 11. COVID Vaccination related sites

support@cowin.gov.in https://www.cowin.gov.in/home https://dashboard.kerala.gov.in/ https://dhs.kerala.gov.in/https://aogyakeralam.gov.in/https://sha.kerala.gov.in/

TABLE10. COVID Vaccination related Helpline numbers

National/State/District	Line1	Line2	Line3
National Helpline	1075	+91 1123978046	0120 4473222
Disha	1056	04712552056	
StateCallCenter	04712309251	04712309252	04712309255
Thiruvananthapuram	9188610100	1077	
Kollam	04742797609	8589015556	
Pathanamthitta	04682222515	04682228220	
Alappuzha	04772239999		
Kottayam	04812565200	04812304800	04812581900
Idukki	18004255640	04862232220	04862233118
Ernakulam	9072303861		
Thrissur	9400066921	9400066922	9400066923
Palakkad	04912505264	04912505189	8943341439
Malappuram	04832733253	04832737858	04832733252
Kozhikode	7594001442		
Wayanad	04936202343	04936202375	9072510900
Kannur	04972700194		
Kasargod	9061076590	9061079244	9061078026