



**COVID-19 OUTBREAK CONTROL AND PREVENTION STATE
CELL HEALTH&FAMILY WELFARE DEPARTMENT
Govt of Kerala**

www.dhs.kerala.gov.in

controlroomdhskerala@gmail.com

KeralaHEALTH-COVID-19 DAILY VACCINATION BULLETIN

Date: 22/03/2022

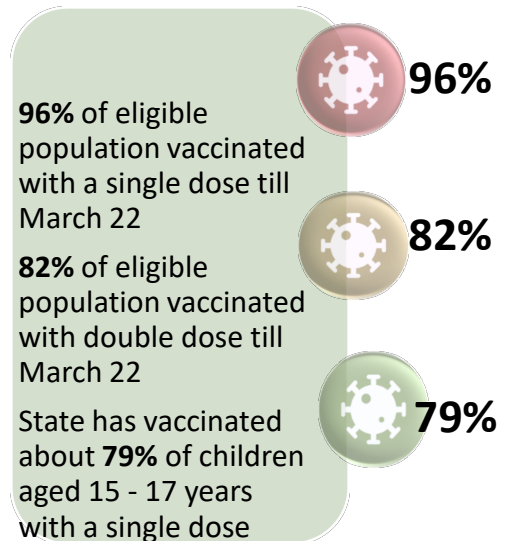
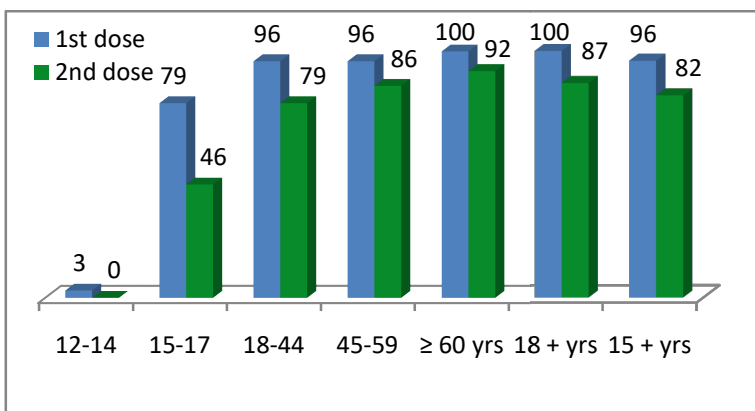
**OUR HEALTH OUR RESPONSIBILITY
VACCINE ADVISORY**

- *People who are vaccinated with Covid Vaccine are reported to have reduced Covid related ICU admissions, serious disease and death.*
- *Early vaccination is useful to safeguard our life from this deadly disease.*
- *Vaccination sessions are planned as per the availability of vaccine. All are requested to cooperate.*
- *After receiving the first dose, second dose of Covishield vaccine is to be taken between 12–16weeks and second dose of Covaxin between 4-6 weeks.*
- *Covid vaccination is currently available to all above 15 years. Children in 15-18 age group will get Covaxin.*
- *Health Staffs, Frontline workers and people above 60 years with co-morbidities will get precaution dose after 9 months or 39 weeks from the second dose. The Same vaccine administered as first and second dose is to be taken as precaution dose. People above 60 years with co-morbidities should take medical advice before receiving precaution dose.*
- *Vaccination is available free of cost in all Government covid vaccination centers, and at a nominal rate (as per the Gol order F.No.2079203/2021/Immunization) in selected private Hospitals.*
- **ENSURE ALL YOUR ELIGIBLE FAMILY MEMBERS ARE PROTECTED BY RECEIVING ANY OF THE AVAILABLE COVID VACCINE.**
- **“BOTH COVAXIN AND COVISHIELD ARE EQUALLY EFFECTIVE AND SAFE”**
- **“BE FULLY PROTECTED – GET THE SECOND DOSE AT YOUR SCHEDULED TIME”**

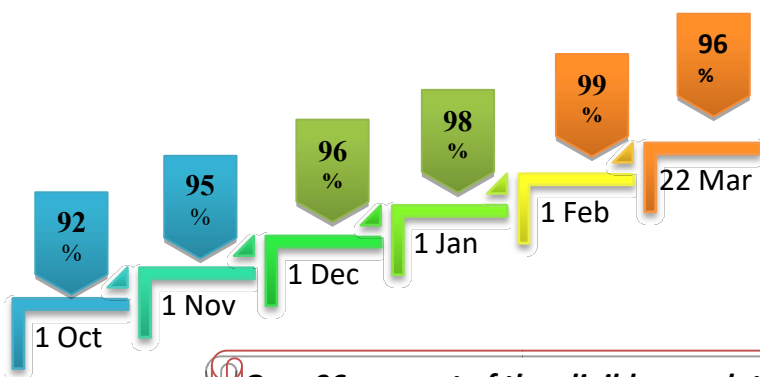
ANALYSIS

COVID-19 mass vaccinations are showing signs of preventing illness and steep decline in cases and hospital admissions in countries which done vaccination. Kerala started its vaccination for health care workers from January 16, 2021. The COVID-19 Vaccines Operational Guidelines issued by the Ministry of Health and Family Welfare, Govt. of India, 28th December 2020 and all subsequent Guidelines issued by Ministry of Health and Family Welfare, Govt of India are followed at the sites and all vaccination lanes

Summary of COVID Vaccine Administered as on 22-03-2022 midnight



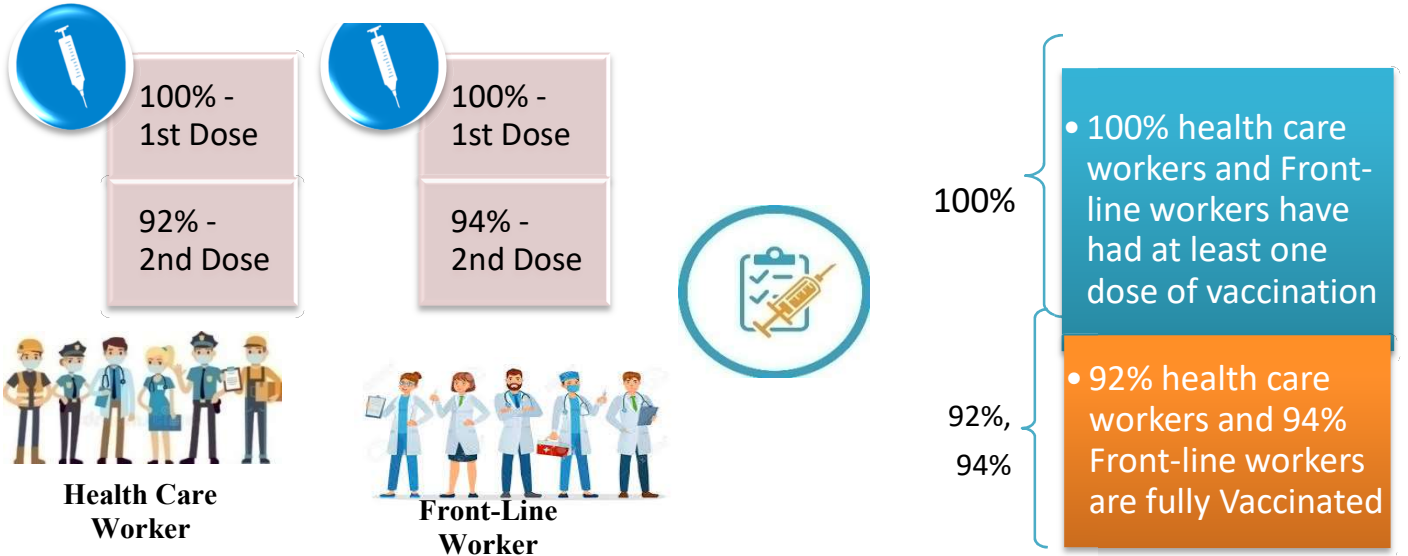
Time Line of Vaccination Coverage



Kerala began administration of COVID 19 Vaccines on 16th January, 2021. As of 22th March 2022, Kerala has administered over 53 million doses overall, including first and second doses of vaccines.


Over 96 per cent of the eligible population (15 + years) in Kerala has been administered the first dose of the Covid-19 vaccine. The state has achieved the target within 439 days since the beginning of the vaccination drive on January 16, 2021

Health Care Workers & Front-line Workers Vaccinated



Are You Vaccinated? You Still Need to Practice: SMS

- Even after vaccination, follow COVID appropriate behavior
- Practice Social Distancing and greet without physical contact
- Always wear clean face mask
- Wash your hands thoroughly and frequently or use hand sanitizer
- Follow the current COVID 19 guidelines to prevent further spread
- Stay Safe. Stay Strong. Get Vaccinated



Even After Getting Vaccinated Keep Taking Precautions to Protect Your Self



GET VACCINATED



WASH YOUR HANDS



WEAR A MASK



KEEP YOUR DISTANCE

The Race Towards Full Vaccination - Weekly Trend

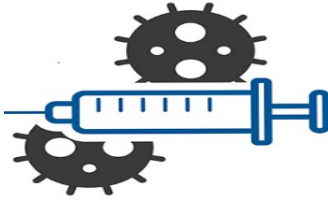
12th – 18th Mar, 2022

Kerala Administered over

1.64 Lakh

COVID Vaccine Doses

in the last 7 days
(5th to 11th Mar)



From 5th to 11th Mar, 2022 on average

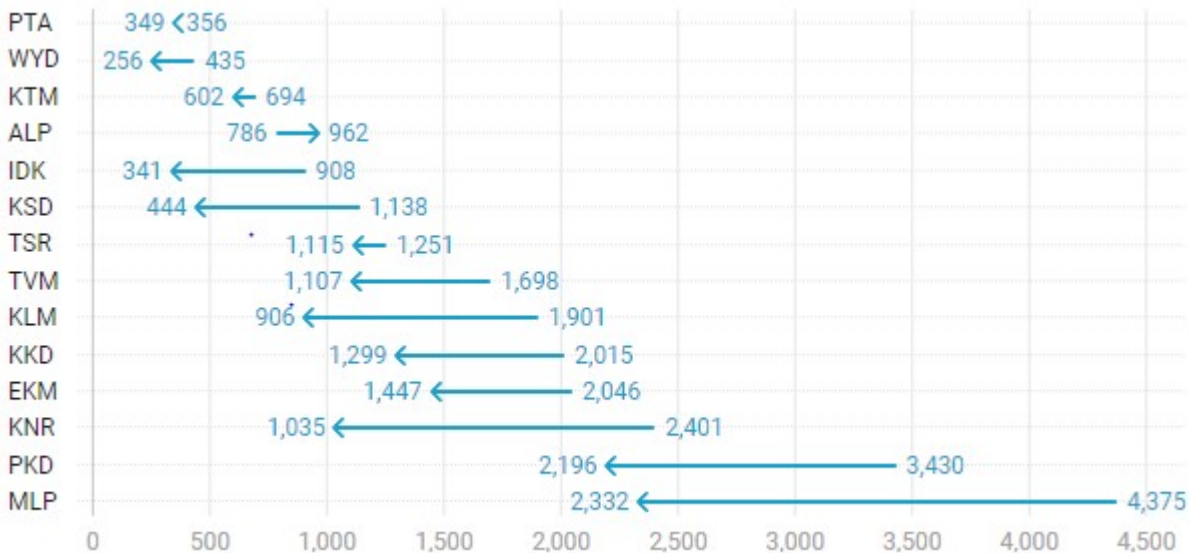
0.231 lakh

doses were administered daily.

Average Doses Administered Per day per week (in 1000)



Trend in average per day vaccination for the last two weeks

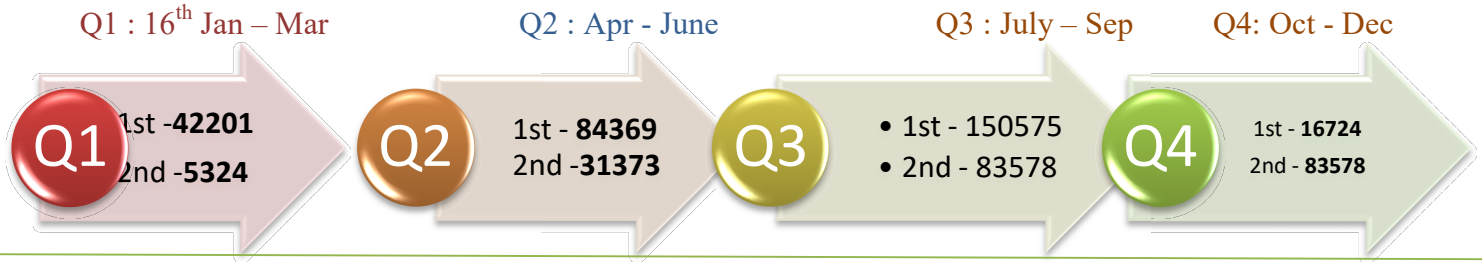


Race Against Time – Vaccination Quarterly Status

(Q1:16th Jan-Mar, Q2: Apr-June, Q3: July-Sep, Q4: Oct - Dec)

Daily Average Doses Administered per Quarter

In the first Quarter, only 42201 first doses and 5324 second doses were administered daily on average. During the second, third and fourth quarters, the daily vaccination of the first and second doses increased significantly.



Vaccination Achievement per Quarter

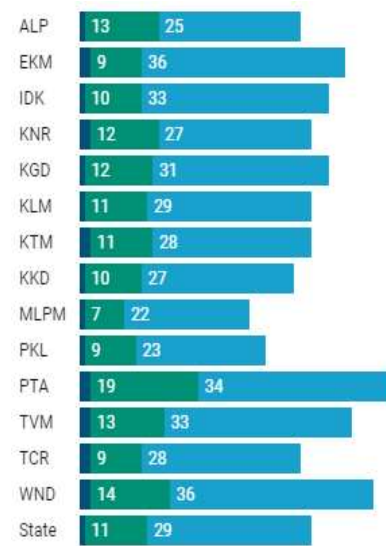
In the third quarter of the immunization drive, 52% of the eligible population (18 + age) in Kerala were given the first dose and 29% the second dose.

■ Q1 ■ Q2 ■ Q3

First Dose

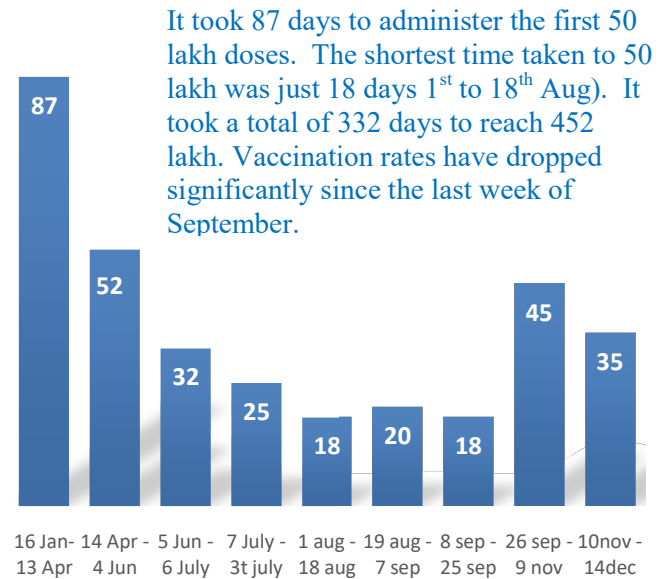


Second Dose



Dose Progression

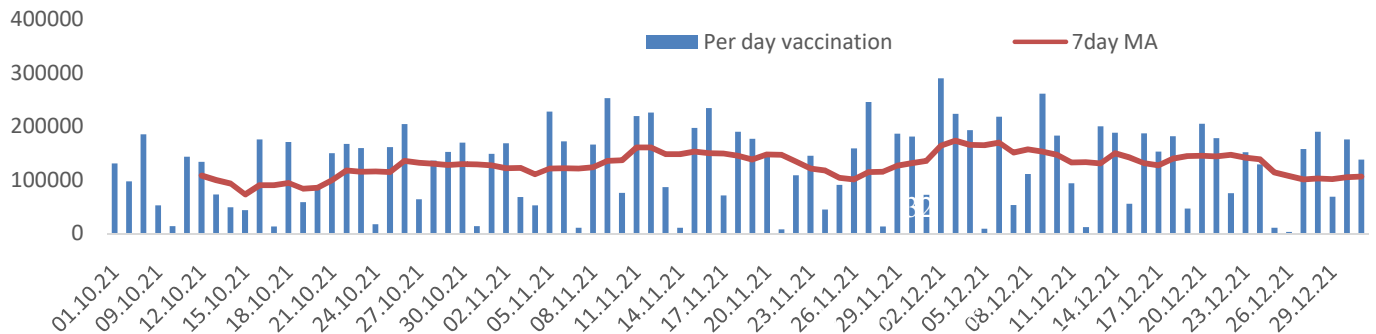
The chart shows the days taken for total COVID-19 Vaccination doses (both first and second) in Kerala to cross every 50 lakh dose mark



It took 87 days to administer the first 50 lakh doses. The shortest time taken to 50 lakh was just 18 days 1st to 18th Aug). It took a total of 332 days to reach 452 lakh. Vaccination rates have dropped significantly since the last week of September.

Vaccine Administered per Day and 7 days Moving Average in Last Quarter (Oct -Dec)

The seven-day moving average of daily doses in the last quarter showed a peak on December 2nd and continued to fluctuate thereafter



Important Message to the Public

- a. *Infection or infection rate is only a part and disease manifestation of disease is to be monitored*
- b. *Fatality among vaccinated people is very less. Disease severity among vaccinated people is less.*
- c. *People with comorbidity should be careful. Once detected covid positive they should get admitted and do not stay at home.*
- d. *Death among non-vaccinated people, especially people with comorbidity is because of late arrival in hospitals*
- e. *Diabetes and Hypertension together is the most common cause of patient death if they arrive late.*
- f. *Vaccinated people, only if symptomatic are advised to consult Doctor.*
- g. *Non Vaccinated people, if symptomatic, may do RTPCR test*
- h. *Antigen testing is only for emergency purpose*
- i. *Non vaccinated people with co-morbidities to do testing by RTPCR and consult doctor*
- j. *Repeat RTPCR is not needed among the people who are detected COVID positive in the previous 2 months*
- k. *All young person detected positive and at home isolation should do glucose test*

TABLE1.Total Vaccination done in the State as on 22/03/2022 midnight

State Summary (15+ years)-Total doses administered till 23/3/2022 at 12 AM								
District	Target	First Dose	Percent age	Second Dose	Percentage*	Precaution Dose	Percentage	Total doses administered
Alappuzha	1829568	1685488	92%	1553081	85%	84679	52%	3,323,248
Ernakulam	3217878	3216690	100%	2722078	85%	110640	45%	6,049,408
Idukki	950762	932379	98%	777452	82%	23033	32%	1,732,864
Kannur	2100307	2106340	100%	1841341	88%	80994	43%	4,028,675
Kasaragod	1092141	1018849	93%	845438	77%	34666	40%	1,898,953
Kollam	2268371	2161603	95%	1858776	82%	82782	46%	4,103,161
Kottayam	1704500	1621609	95%	1417056	83%	72582	45%	3,111,247
Kozhikode	2746273	2613222	95%	2148791	78%	69244	34%	4,831,257
Malappuram	3386535	3312117	98%	2566992	76%	59137	36%	5,938,246
Palakkad	2349082	2277696	97%	1934985	82%	78346	51%	4,291,027
Pathanamthitta	1118564	1129399	101%	952999	85%	76862	49%	2,159,260
Thiruvananthapuram	2914006	2802936	96%	2409550	83%	132412	46%	5,344,898
Thrissur	2767777	2565254	93%	2345448	85%	107918	54%	5,018,620
Wayanad	716933	725999	101%	624820	87%	29231	36%	1,380,050
Grand Total	29,162,697	28,169,581	96%	23,998,807	82%	1,042,526	45%	53,210,914

TABLE2.Covid-19 Vaccination Center Functional in the State as on 22/03/2022 midnight

DISTRICTS	12+	15+	18+	Total
Alappuzha	84	0	3	87
Ernakulam	0	22	62	84
Idukki	4	5	24	33
Kannur	3	8	36	47
Kasaragod	1	1	4	6
Kollam	0	17	35	52
Kottayam	4	8	64	76
Kozhikode	0	90	12	102
Malappuram	16	19	54	89
Palakkad	24	15	36	75
Pathanamthitta	59	62	66	187
Thiruvananthapuram	0	7	118	125
Thrissur	9	81	130	220
Wayanad	15	7	7	29
GrandTotal	219	342	651	1212

TABLE3. Health Care Workers Coverage as on 22/03/2022 midnight

DISTRICT	1st DOSE	2nd Dose	% fully vaccinated	Precaution dose	Precaution dose (%) *
Alappuzha	29021	27203	94%	12247	56%
Ernakulam	85565	75724	88%	28894	46%
Idukki	13553	12988	96%	5136	48%
Kannur	40388	37491	93%	16778	52%
Kasaragod	11610	10805	93%	4440	50%
Kollam	36035	33781	94%	13562	51%
Kottayam	38706	36261	94%	15229	52%
Kozhikode	52734	47905	91%	16129	42%
Malappuram	44832	41958	94%	15650	50%
Palakkad	34673	31985	92%	14274	54%
Pathanamthitta	29336	25055	85%	10566	50%
Thiruvananthapuram	73421	66312	90%	24209	45%
Thrissur	51909	49149	95%	24256	59%
Wayanad	13978	13276	95%	6005	51%
Grand Total	555761	509893	92%	207375	50%

1st Dose coverage for HCW is 100%

*Proportion of beneficiaries who are eligible (completed 9 months after 2nd dose)

TABLE4. Frontline workers Coverage as on 22/03/2022 midnight

DISTRICT	1st dose	2nd Dose	% fully vaccinated	Precaution dose	Precaution dose(%) *
Alappuzha	39126	36720	94%	11696	39%
Ernakulam	54934	50301	92%	16475	41%
Idukki	22993	21315	93%	4709	29%
Kannur	41381	39939	97%	10773	33%
Kasaragod	24615	22452	91%	5699	31%
Kollam	42235	38785	92%	8934	32%
Kottayam	32139	30582	95%	9806	39%
Kozhikode	55272	52520	95%	7648	19%
Malappuram	53913	51232	95%	11168	28%
Palakkad	48096	45501	95%	14023	38%
Pathanamthitta	25249	22509	89%	6053	33%
Thiruvananthapuram	72995	67547	93%	17765	38%
Thrissur	41904	40710	97%	15599	48%
Wayanad	17021	16082	94%	3720	28%
Grand Total	571873	536195	94%	144068	35%

1st Dose coverage for FLW is 100%

*Proportion of beneficiaries who are eligible (completed 9 months after 2nd dose)

TABLE5.Age-Appropriate Group (45-59 Years) Coverage as on 22/03/2022 midnight

Table 5: Age appropriate group (45-59 years) coverage					
45-59 years Coverage as on 23/03/2022 at 12 AM					
District	Target	1st Dose Coverage	Percentage	2nd Dose Coverage	Percentage fully vaccinated
Alappuzha	535436	438700	82%	413637	77%
Ernakulam	809349	783230	97%	699423	86%
Idukki	237564	246888	104%	218294	92%
Kannur	527295	515547	98%	477386	91%
Kasaragod	253027	252071	100%	223195	88%
Kollam	541201	559723	103%	499466	92%
Kottayam	478470	413945	87%	372431	78%
Kozhikode	658949	654317	99%	577912	88%
Malappuram	733338	722482	99%	623332	85%
Palakkad	614226	546902	89%	495998	81%
Pathanamthitta	264372	281642	107%	250864	95%
Thiruvananthapuram	735836	681185	93%	610655	83%
Thrissur	689418	663627	96%	621243	90%
Wayanad	170537	177105	104%	163985	96%
Grand Total	7249018	6,937,364	96%	6,247,821	86%

TABLE6.Age-Appropriate Group (≥60 Years) Coverage as on 22/03/2022 midnight

Table 6: Age appropriate group (≥ 60 years) coverage							
≥ 60 years Coverage as on 23/03/2022 at 12 AM							
District	Target	1st Dose Coverage	Percentage	2nd Dose Coverage	Percentage fully vaccinated	Precaution dose	%
Alappuzha	424565	428714	101%	398763	94%	60736	54%
Ernakulam	673885	675915	100%	618577	92%	65271	46%
Idukki	193981	194497	100%	172362	89%	13188	30%
Kannur	438602	444281	101%	411098	94%	53443	43%
Kasaragod	182460	181632	100%	159873	88%	24527	41%
Kollam	497558	499276	100%	452965	91%	60286	48%
Kottayam	418008	419422	100%	382347	91%	47547	45%
Kozhikode	526896	528861	100%	477915	91%	45467	36%
Malappuram	477642	487879	102%	432494	91%	32319	35%
Palakkad	437708	439597	100%	399911	91%	50049	56%
Pathanamthitta	311297	311991	100%	279680	90%	60243	52%
Thiruvananthapuram	630465	632613	100%	568877	90%	90438	49%
Thrissur	581781	587793	101%	555514	95%	68063	54%
Wayanad	128009	128273	100%	114091	89%	19506	34%
Grand Total	5922857	5,960,744	101%	5,424,467	92%	691,083	46%

TABLE 6. Age-Appropriate Group (18-44 Years) Coverage as on 22/03/2022 midnight

18-44 years Coverage as on 23/03/2022 at 12 AM					
District	Target	First Dose		2nd Dose Coverage	Percentage fully vaccinated*
		1st Dose Coverage	Percentage		
Alappuzha	744178	668453	90%	620839	83%
Ernakulam	1470864	1507070	102%	1208068	82%
Idukki	437537	418624	96%	328288	75%
Kannur	947964	962877	102%	811323	86%
Kasaragod	556876	500066	90%	401027	72%
Kollam	1054752	930616	88%	774956	73%
Kottayam	665544	653659	98%	556013	84%
Kozhikode	1313678	1216977	93%	943615	72%
Malappuram	1777378	1824945	103%	1350933	76%
Palakkad	1088327	1083767	100%	890655	82%
Pathanamthitta	460819	442252	96%	348519	76%
Thiruvananthapuram	1309099	1245133	95%	1042803	80%
Thrissur	1274465	1095912	86%	998847	78%
Wayanad	361152	353944	98%	297967	83%
Grand Total	13462633	12,904,295	96%	10,573,853	79%

*Among those who have taken first dose

TABLE 7. Age-Appropriate Group (15-17 Years) Coverage as on 22/03/2022 midnight

15-17 years Coverage as on 23/03/2022 at 12 AM					
District	Target	1st Dose Coverage	Percentage	2nd Dose Coverage	Percentage fully vaccinated
Alappuzha	80832	75590	94%	55919	69%
Ernakulam	172307	109863	64%	69985	41%
Idukki	51339	35047	68%	24205	47%
Kannur	97722	98465	101%	64104	66%
Kasaragod	60496	48244	80%	28086	46%
Kollam	105234	93705	89%	58823	56%
Kottayam	85400	63334	74%	39422	46%
Kozhikode	143028	104782	73%	48924	34%
Malappuram	241212	175965	73%	67043	28%
Palakkad	132742	112497	85%	70935	53%
Pathanamthitta	48854	38408	79%	26372	54%
Thiruvananthapuram	145238	97506	67%	53356	37%
Thrissur	123540	119506	97%	79985	65%
Wayanad	29245	34090	117%	19419	66%
Grand Total	1,517,189	1,207,002	79%	706,578	46%

Table 8: Age appropriate group (12-14 years) Coverage as on 22/03/2022 midnight

12-14 years Coverage as on 23/3/2022 at 12 AM				
District	1st Dose Coverage	Percentage	2nd Dose Coverage	Percentage fully vaccinated
Alappuzha	5884	13%	0	0%
Ernakulam	113	0%	0	0%
Idukki	777	3%	0	0%
Kannur	3401	4%	0	0%
Kasaragod	611	2%	0	0%
Kollam	13	0%	0	0%
Kottayam	404	1%	0	0%
Kozhikode	279	0%	0	0%
Malappuram	2101	1%	0	0%
Palakkad	12164	16%	0	0%
Pathanamthitta	521	2%	0	0%
Thiruvananthapuram	83	0%	0	0%
Thrissur	4603	5%	0	0%
Wayanad	1588	6%	0	0%
Grand Total	32,542	3%	0	0%

TABLE9.State Summary (18+) as on 22/03/2022 midnight

State Summary (18+) 23-03-2022 at 12 AM							
District	Target	First Dose	Percentage	Second Dose	Percentage*	Precaution Dose	Percentage
Alappuzha	1704179	1604014	94%	1497162	88%	84679	52%
Ernakulam	2954098	3106714	105%	2652093	90%	110640	45%
Idukki	869082	896555	103%	753247	87%	23033	32%
Kannur	1913861	2004474	105%	1777237	93%	80994	43%
Kasaragod	992363	969994	98%	817352	82%	34666	40%
Kollam	2093511	2067885	99%	1799953	86%	82782	46%
Kottayam	1562022	1557871	100%	1377634	88%	72582	45%
Kozhikode	2499523	2508161	100%	2099867	84%	69244	34%
Malappuram	2988358	3134051	105%	2499949	84%	59137	36%
Palakkad	2140261	2153035	101%	1864050	87%	78346	51%
Pathanamthitta	1036488	1090470	105%	926627	89%	76862	49%
Thiruvananthapuram	2675400	2705347	101%	2356194	88%	132412	46%
Thrissur	2545664	2441145	96%	2265463	89%	107918	54%
Wayanad	659698	690321	105%	605401	92%	29231	36%
Grand Total	2,66,34,508	26,930,037	101%	23,292,229	87%	1,042,526	45%

*Revised target population (> 18 years) as per MOHFW is 2.67 crores

*As per letter from Additional Secretary MOHFW- D O No 2317579/2021/Imm dated 15/09/2021

TABLE 10. Achievement for the day 22/03/2022 midnight

Daily achievement 23-03-2022				
District	First Dose	Second Dose	Precaution dose	Total Doses Administered
Alappuzha	1955	116	212	2283
Ernakulam	363	2624	1555	4542
Idukki	514	520	454	1488
Kannur	590	1679	3066	5335
Kasaragod	3	103	117	223
Kollam	127	1077	1186	2390
Kottayam	113	827	2884	3824
Kozhikode	195	1076	658	1929
Malappuram	762	2171	1302	4235
Palakkad	2245	2344	960	5549
Pathanamthitta	278	436	2061	2775
Thiruvananthapuram	119	1001	2300	3420
Thrissur	363	2123	2740	5226
Wayanad	262	256	162	680
Grand Total	7889	16353	19657	43899

** Vaccine stock details couldn't be downloaded from e-VIN portal as the portal is down.

TABLE 11. COVID Vaccination related sites

support@cowin.gov.in https://www.cowin.gov.in/home https://dashboard.kerala.gov.in/ https://dhs.kerala.gov.in/https://aogyakeralam.gov.in/https://sha.kerala.gov.in/

TABLE 10. COVID Vaccination related Helpline numbers

National/State/District	Line1	Line2	Line3
National Helpline	1075	+91 1123978046	0120 4473222
Disha	1056	04712552056	
StateCallCenter	04712309251	04712309252	04712309255
Thiruvananthapuram	9188610100	1077	
Kollam	04742797609	8589015556	
Pathanamthitta	04682222515	04682228220	
Alappuzha	04772239999		
Kottayam	04812565200	04812304800	04812581900
Idukki	18004255640	04862232220	04862233118
Ernakulam	9072303861		
Thrissur	9400066921	9400066922	9400066923
Palakkad	04912505264	04912505189	8943341439
Malappuram	04832733253	04832737858	04832733252
Kozhikode	7594001442		
Wayanad	04936202343	04936202375	9072510900
Kannur	04972700194		
Kasargod	9061076590	9061079244	9061078026