



**COVID-19 OUTBREAK CONTROL AND PREVENTION STATE
CELL HEALTH&FAMILY WELFARE DEPARTMENT
Govt of Kerala**

www.dhs.kerala.gov.in

controlroomdhskerala@gmail.com

KeralaHEALTH-COVID-19 DAILY VACCINATION BULLETIN

Date: 24/03/2022

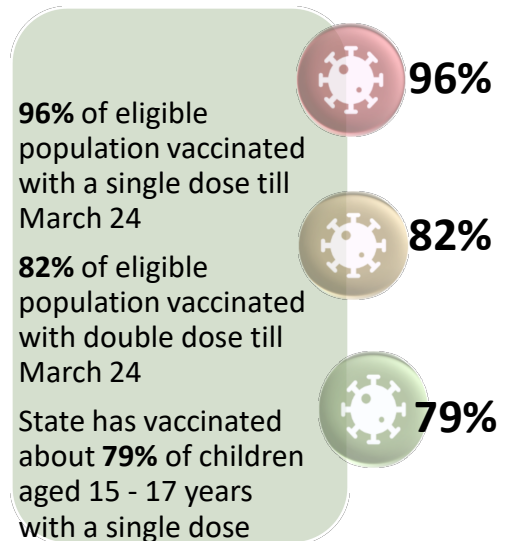
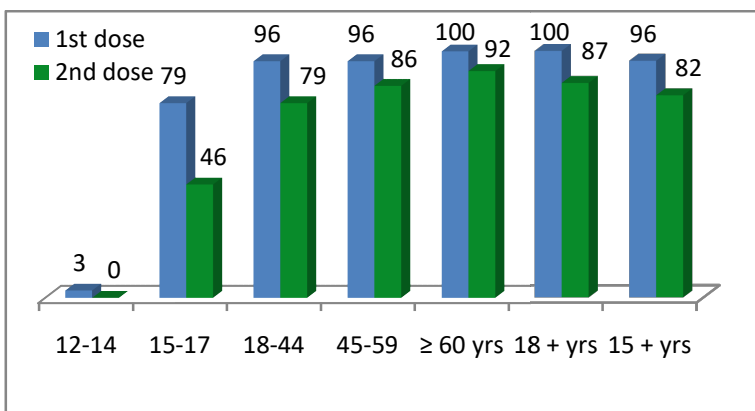
**OUR HEALTH OUR RESPONSIBILITY
VACCINE ADVISORY**

- *People who are vaccinated with Covid Vaccine are reported to have reduced Covid related ICU admissions, serious disease and death.*
- *Early vaccination is useful to safeguard our life from this deadly disease.*
- *Vaccination sessions are planned as per the availability of vaccine. All are requested to cooperate.*
- *After receiving the first dose, second dose of Covishield vaccine is to be taken between 12–16weeks and second dose of Covaxin between 4-6 weeks.*
- *Covid vaccination is currently available to all above 15 years. Children in 15-18 age group will get Covaxin.*
- *Health Staffs, Frontline workers and people above 60 years with co-morbidities will get precaution dose after 9 months or 39 weeks from the second dose. The Same vaccine administered as first and second dose is to be taken as precaution dose. People above 60 years with co-morbidities should take medical advice before receiving precaution dose.*
- *Vaccination is available free of cost in all Government covid vaccination centers, and at a nominal rate (as per the Gol order F.No.2079203/2021/Immunization) in selected private Hospitals.*
- **ENSURE ALL YOUR ELIGIBLE FAMILY MEMBERS ARE PROTECTED BY RECEIVING ANY OF THE AVAILABLE COVID VACCINE.**
- **“BOTH COVAXIN AND COVISHIELD ARE EQUALLY EFFECTIVE AND SAFE”**
- **“BE FULLY PROTECTED – GET THE SECOND DOSE AT YOUR SCHEDULED TIME”**

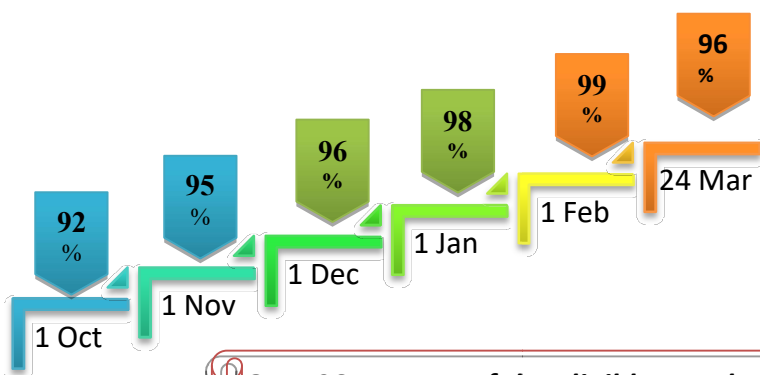
ANALYSIS

COVID-19 mass vaccinations are showing signs of preventing illness and steep decline in cases and hospital admissions in countries which done vaccination. Kerala started its vaccination for health care workers from January 16, 2021. The COVID-19 Vaccines Operational Guidelines issued by the Ministry of Health and Family Welfare, Govt. of India, 28th December 2020 and all subsequent Guidelines issued by Ministry of Health and Family Welfare, Govt of India are followed at the sites and all vaccination lanes

Summary of COVID Vaccine Administered as on 24-03-2022 midnight



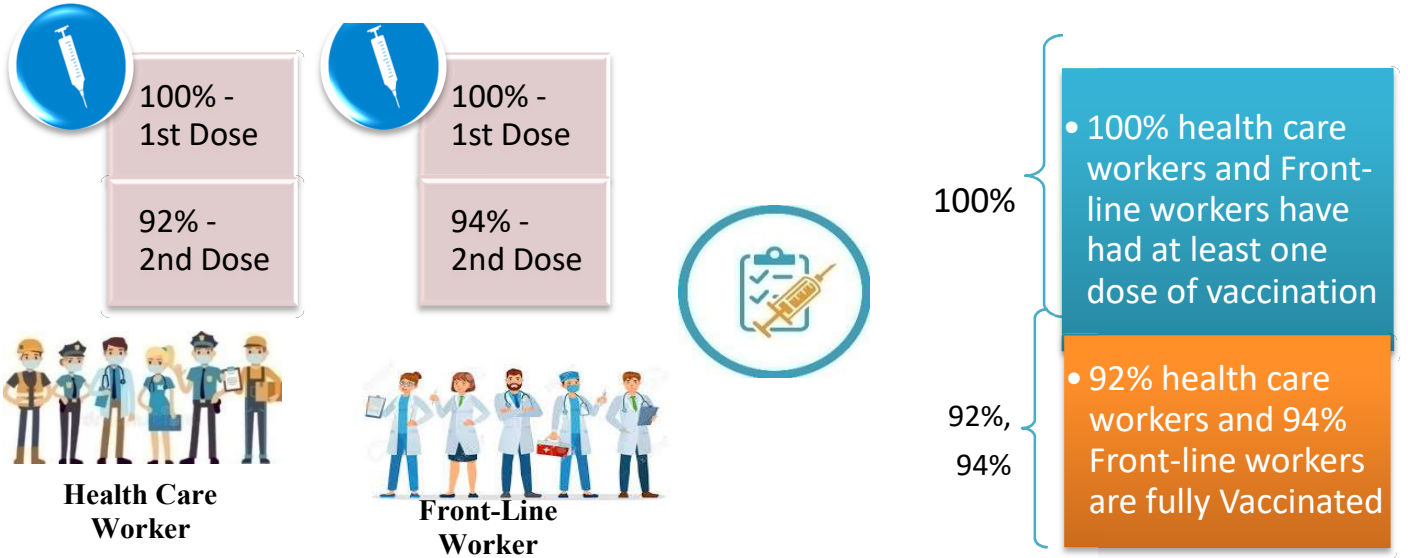
Time Line of Vaccination Coverage



Kerala began administration of COVID 19 Vaccines on 16th January, 2021. As of 24th March 2022, Kerala has administered over 53 million doses overall, including first and second doses of vaccines.


Over 96 per cent of the eligible population (15 + years) in Kerala has been administered the first dose of the Covid-19 vaccine. The state has achieved the target within 441 days since the beginning of the vaccination drive on January 16, 2021

Health Care Workers & Front-line Workers Vaccinated



Are You Vaccinated? You Still Need to Practice: SMS

- Even after vaccination, follow COVID appropriate behavior
- Practice Social Distancing and greet without physical contact
- Always wear clean face mask
- Wash your hands thoroughly and frequently or use hand sanitizer
- Follow the current COVID 19 guidelines to prevent further spread
- Stay Safe. Stay Strong. Get Vaccinated



Even After Getting Vaccinated Keep Taking Precautions to Protect Your Self




GET VACCINATED



WASH YOUR HANDS



WEAR A MASK



KEEP YOUR DISTANCE

The Race Towards Full Vaccination - Weekly Trend

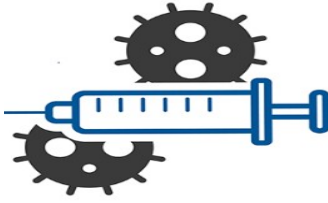
12th – 18th Mar, 2022

Kerala Administered over

1.64 Lakh

COVID Vaccine Doses

in the last 7 days
(5th to 11th Mar)



From 5th to 11th Mar, 2022 on average

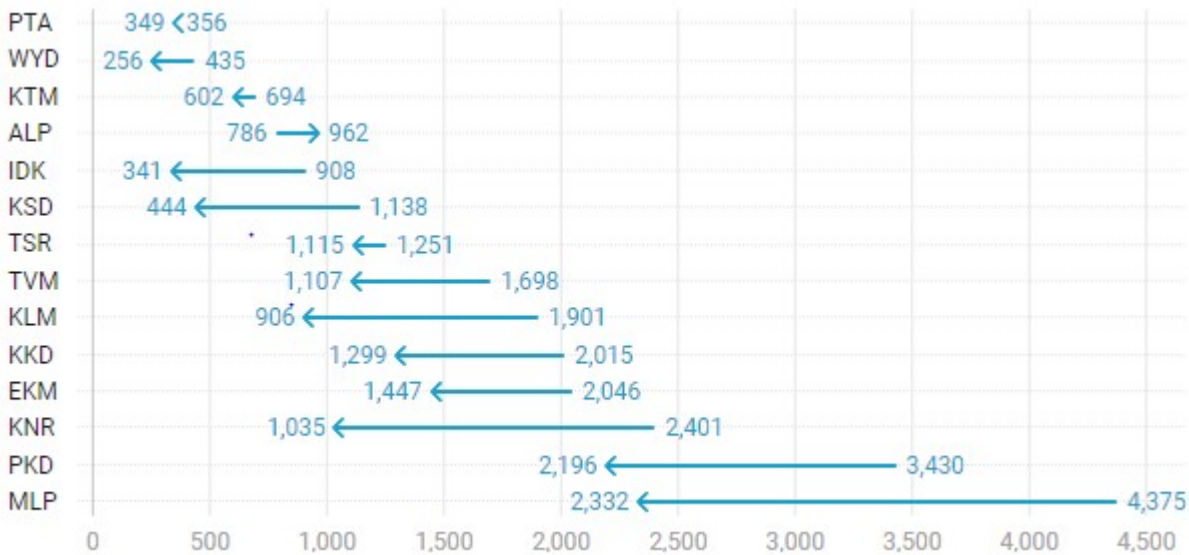
0.231 lakh

doses were administered daily.

Average Doses Administered Per day per week (in 1000)



Trend in average per day vaccination for the last two weeks



Race Against Time – Vaccination Quarterly Status

(Q1:16th Jan-Mar, Q2: Apr-June, Q3: July-Sep, Q4: Oct - Dec)

Daily Average Doses Administered per Quarter

In the first Quarter, only 42201 first doses and 5324 second doses were administered daily on average. During the second, third and fourth quarters, the daily vaccination of the first and second doses increased significantly.



Vaccination Achievement per Quarter

In the third quarter of the immunization drive, 52% of the eligible population (18 + age) in Kerala were given the first dose and 29% the second dose.

Dose Progression

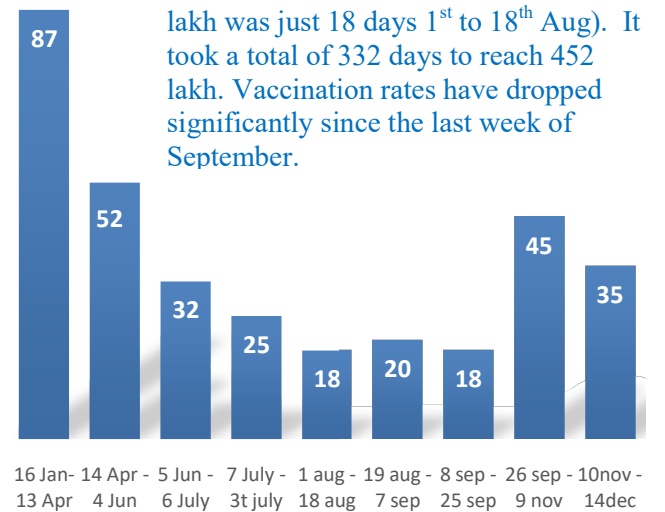
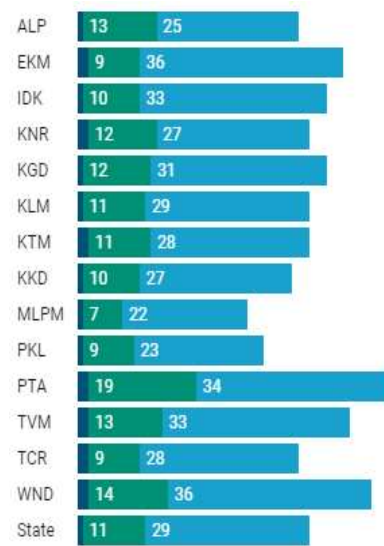
The chart shows the days taken for total COVID-19 Vaccination doses (both first and second) in Kerala to cross every 50 lakh dose mark

■ Q1 ■ Q2 ■ Q3

First Dose



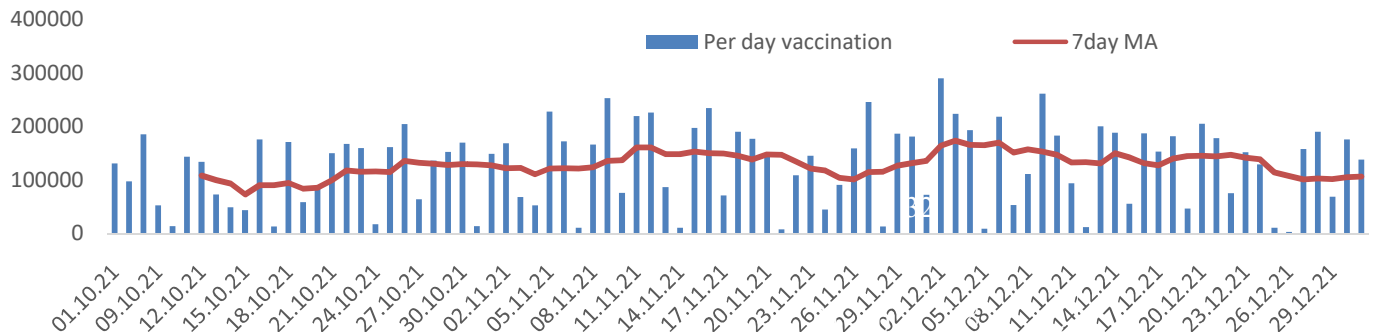
Second Dose



It took 87 days to administer the first 50 lakh doses. The shortest time taken to 50 lakh was just 18 days 1st to 18th Aug). It took a total of 332 days to reach 452 lakh. Vaccination rates have dropped significantly since the last week of September.

Vaccine Administered per Day and 7 days Moving Average in Last Quarter (Oct -Dec)

The seven-day moving average of daily doses in the last quarter showed a peak on December 2nd and continued to fluctuate thereafter



Important Message to the Public

- a. *Infection or infection rate is only a part and disease manifestation of disease is to be monitored*
- b. *Fatality among vaccinated people is very less. Disease severity among vaccinated people is less.*
- c. *People with comorbidity should be careful. Once detected covid positive they should get admitted and do not stay at home.*
- d. *Death among non-vaccinated people, especially people with comorbidity is because of late arrival in hospitals*
- e. *Diabetes and Hypertension together is the most common cause of patient death if they arrive late.*
- f. *Vaccinated people, only if symptomatic are advised to consult Doctor.*
- g. *Non Vaccinated people, if symptomatic, may do RTPCR test*
- h. *Antigen testing is only for emergency purpose*
- i. *Non vaccinated people with co-morbidities to do testing by RTPCR and consult doctor*
- j. *Repeat RTPCR is not needed among the people who are detected COVID positive in the previous 2 months*
- k. *All young person detected positive and at home isolation should do glucose test*

TABLE1.Total Vaccination done in the State as on 24/03/2022 midnight

State Summary (15+ years)-Total doses administered till 25/3/2022 at 12 AM								
District	Target	First Dose	Percent age	Second Dose	Percentage*	Precaution Dose	Percentage	Total doses administered
Alappuzha	1829568	1685588	92%	1554183	85%	89829	51%	3,329,600
Ernakulam	3217878	3216941	100%	2723541	85%	112425	44%	6,052,907
Idukki	950762	932435	98%	777924	82%	23842	32%	1,734,201
Kannur	2100307	2106472	100%	1842367	88%	82556	43%	4,031,395
Kasaragod	1092141	1018917	93%	845919	77%	35038	38%	1,899,874
Kollam	2268371	2161680	95%	1859584	82%	83700	45%	4,104,964
Kottayam	1704500	1621768	95%	1417870	83%	74924	45%	3,114,562
Kozhikode	2746273	2613436	95%	2150231	78%	71050	33%	4,834,717
Malappuram	3386535	3312565	98%	2570122	76%	61099	35%	5,943,786
Palakkad	2349082	2278209	97%	1937439	83%	80563	46%	4,296,211
Pathanamthitta	1118564	1129472	101%	953442	85%	79498	48%	2,162,412
Thiruvananthapuram	2914006	2803571	96%	2412968	83%	133640	45%	5,350,179
Thrissur	2767777	2565350	93%	2346645	85%	110027	54%	5,022,022
Wayanad	716933	726032	101%	625145	87%	29657	35%	1,380,834
Grand Total	29,162,697	28,172,436	96%	24,017,380	82%	1,067,848	43%	53,257,664

TABLE2.Covid-19 Vaccination Center Functional in the State as on 24/03/2022 midnight

DISTRICTS	12+	15+	18+	Total
Alappuzha	7	0	86	93
Ernakulam	4	17	53	74
Idukki	2	2	38	42
Kannur	0	4	43	47
Kasaragod	0	1	4	5
Kollam	0	11	24	35
Kottayam	8	6	59	73
Kozhikode	1	2	103	106
Malappuram	14	24	57	95
Palakkad	6	44	14	64
Pathanamthitta	2	62	68	132
Thiruvananthapuram	0	96	17	113
Thrissur	0	2	133	135
Wayanad	3	4	12	19
GrandTotal	47	275	711	1033

TABLE3. Health Care Workers Coverage as on 24/03/2022 midnight

DISTRICT	1st DOSE	2nd Dose	% fully vaccinated	Precaution dose	Precaution dose (%) *
Alappuzha	29022	27206	94%	12289	55%
Ernakulam	85565	75725	88%	28988	46%
Idukki	13553	12989	96%	5157	47%
Kannur	40388	37492	93%	16832	53%
Kasaragod	11610	10805	93%	4443	50%
Kollam	36035	33782	94%	13600	50%
Kottayam	38706	36265	94%	15278	51%
Kozhikode	52734	47908	91%	16196	41%
Malappuram	44832	41959	94%	15722	50%
Palakkad	34674	31987	92%	14350	54%
Pathanamthitta	29336	25056	85%	10597	50%
Thiruvananthapuram	73421	66313	90%	24248	45%
Thrissur	51909	49150	95%	24352	59%
Wayanad	13978	13277	95%	6028	51%
Grand Total	555763	509914	92%	208080	50%

1st Dose coverage for HCW is 100%

*Proportion of beneficiaries who are eligible (completed 9 months after 2nd dose)

TABLE4. Frontline workers Coverage as on 24/03/2022 midnight

DISTRICT	1st dose	2nd Dose	% fully vaccinated	Precaution dose	Precaution dose(%) *
Alappuzha	39127	36722	94%	11740	39%
Ernakulam	54934	50302	92%	16496	41%
Idukki	22993	21318	93%	4733	29%
Kannur	41381	39941	97%	10798	33%
Kasaragod	24615	22452	91%	5709	31%
Kollam	42235	38785	92%	8946	31%
Kottayam	32139	30583	95%	9827	38%
Kozhikode	55272	52522	95%	7674	19%
Malappuram	53913	51233	95%	11219	28%
Palakkad	48096	45501	95%	14071	38%
Pathanamthitta	25249	22510	89%	6077	33%
Thiruvananthapuram	72995	67547	93%	17868	37%
Thrissur	41904	40713	97%	15625	48%
Wayanad	17021	16082	94%	3733	28%
Grand Total	571874	536211	94%	144516	34%

1st Dose coverage for FLW is 100%

*Proportion of beneficiaries who are eligible (completed 9 months after 2nd dose)

TABLE5.Age-Appropriate Group (45-59 Years) Coverage as on 24/03/2022 midnight

Table 5: Age appropriate group (45-59 years) coverage					
45-59 years Coverage as on 25/03/2022 at 12 AM					
District	Target	1st Dose Coverage	Percentage	2nd Dose Coverage	Percentage fully vaccinated
Alappuzha	535436	438711	82%	413864	77%
Ernakulam	809349	783243	97%	699604	86%
Idukki	237564	246893	104%	218358	92%
Kannur	527295	515557	98%	477539	91%
Kasaragod	253027	252077	100%	223233	88%
Kollam	541201	559733	103%	499563	92%
Kottayam	478470	413958	87%	372555	78%
Kozhikode	658949	654333	99%	578080	88%
Malappuram	733338	722498	99%	623685	85%
Palakkad	614226	546917	89%	496237	81%
Pathanamthitta	264372	281645	107%	250901	95%
Thiruvananthapuram	735836	681234	93%	610734	83%
Thrissur	689418	663644	96%	621474	90%
Wayanad	170537	177107	104%	163996	96%
Grand Total	7249018	6,937,550	96%	6,249,823	86%

TABLE6.Age-Appropriate Group (≥60 Years) Coverage as on 24/03/2022 midnight

Table 6: Age appropriate group (≥ 60 years) coverage							
≥ 60 years Coverage as on 25/03/2022 at 12 AM							
District	Target	1st Dose Coverage	Percentage	2nd Dose Coverage	Percentage fully vaccinated	Precaution dose	%
Alappuzha	424565	428730	101%	398899	94%	65800	53%
Ernakulam	673885	675938	100%	618658	92%	66941	45%
Idukki	193981	194500	100%	172436	89%	13952	29%
Kannur	438602	444287	101%	411151	94%	54926	44%
Kasaragod	182460	181634	100%	159914	88%	24886	38%
Kollam	497558	499277	100%	453037	91%	61154	47%
Kottayam	418008	419437	100%	382452	91%	49819	44%
Kozhikode	526896	528875	100%	478034	91%	47180	35%
Malappuram	477642	487895	102%	432596	91%	34158	33%
Palakkad	437708	439608	100%	400032	91%	52142	47%
Pathanamthitta	311297	312001	100%	279743	90%	62824	50%
Thiruvananthapuram	630465	632642	100%	568930	90%	91524	47%
Thrissur	581781	587798	101%	555626	96%	70050	54%
Wayanad	128009	128275	100%	114120	89%	19896	33%
Grand Total	5922857	5,960,897	101%	5,425,628	92%	715,252	44%

TABLE 6. Age-Appropriate Group (18-44 Years) Coverage as on 24/03/2022 midnight

18-44 years Coverage as on 25/03/2022 at 12 AM					
District	Target	First Dose		2nd Dose Coverage	Percentage fully vaccinated*
		1st Dose Coverage	Percentage		
Alappuzha	744178	668517	90%	621534	84%
Ernakulam	1470864	1507177	102%	1208927	82%
Idukki	437537	418670	96%	328606	75%
Kannur	947964	962983	102%	811991	86%
Kasaragod	556876	500115	90%	401341	72%
Kollam	1054752	930668	88%	775428	74%
Kottayam	665544	653721	98%	556471	84%
Kozhikode	1313678	1217109	93%	944556	72%
Malappuram	1777378	1825198	103%	1352836	76%
Palakkad	1088327	1083934	100%	892031	82%
Pathanamthitta	460819	442281	96%	348732	76%
Thiruvananthapuram	1309099	1245330	95%	1043799	80%
Thrissur	1274465	1095985	86%	999686	78%
Wayanad	361152	353965	98%	298182	83%
Grand Total	13462633	12,905,653	96%	10,584,120	79%

*Among those who have taken first dose

TABLE 7. Age-Appropriate Group (15-17 Years) Coverage as on 24/03/2022 midnight

15-17 years Coverage as on 25/03/2022 at 12 AM					
District	Target	1st Dose Coverage	Percentage	2nd Dose Coverage	Percentage fully vaccinated
Alappuzha	80832	75597	94%	55958	69%
Ernakulam	172307	109928	64%	70325	41%
Idukki	51339	35049	68%	24217	47%
Kannur	97722	98475	101%	64253	66%
Kasaragod	60496	48255	80%	28174	47%
Kollam	105234	93719	89%	58989	56%
Kottayam	85400	63354	74%	39544	46%
Kozhikode	143028	104821	73%	49131	34%
Malappuram	241212	176066	73%	67813	28%
Palakkad	132742	112607	85%	71651	54%
Pathanamthitta	48854	38424	79%	26500	54%
Thiruvananthapuram	145238	97866	67%	55645	38%
Thrissur	123540	119507	97%	79996	65%
Wayanad	29245	34098	117%	19488	67%
Grand Total	1,517,189	1,207,766	79%	711,684	46%

Table 8: Age appropriate group (12-14 years) Coverage as on 24/03/2022 midnight

12-14 years Coverage as on 25/3/2022 at 12 AM				
District	1st Dose Coverage	Percentage	2nd Dose Coverage	Percentage fully vaccinated
Alappuzha	5884	14%	0	0%
Ernakulam	156	0%	0	0%
Idukki	777	3%	0	0%
Kannur	3401	4%	0	0%
Kasaragod	611	2%	0	0%
Kollam	13	0%	0	0%
Kottayam	453	1%	0	0%
Kozhikode	292	0%	0	0%
Malappuram	2163	1%	0	0%
Palakkad	12373	16%	0	0%
Pathanamthitta	536	2%	0	0%
Thiruvananthapuram	83	0%	0	0%
Thrissur	4603	5%	0	0%
Wayanad	1588	6%	0	0%
Grand Total	32,933	3%	0	0%

TABLE9.State Summary (18+) as on 24/03/2022 midnight

State Summary (18+) 25-03-2022 at 12 AM							
District	Target	First Dose	Percentage	Second Dose	Percentage*	Precaution Dose	Percentage
Alappuzha	1704179	1604107	94%	1498225	88%	89829	51%
Ernakulam	2954098	3106857	105%	2653216	90%	112425	44%
Idukki	869082	896609	103%	753707	87%	23842	32%
Kannur	1913861	2004596	105%	1778114	93%	82556	43%
Kasaragod	992363	970051	98%	817745	82%	35038	38%
Kollam	2093511	2067948	99%	1800595	86%	83700	45%
Kottayam	1562022	1557961	100%	1378326	88%	74924	45%
Kozhikode	2499523	2508323	100%	2101100	84%	71050	33%
Malappuram	2988358	3134336	105%	2502309	84%	61099	35%
Palakkad	2140261	2153229	101%	1865788	87%	80563	46%
Pathanamthitta	1036488	1090512	105%	926942	89%	79498	48%
Thiruvananthapuram	2675400	2705622	101%	2357323	88%	133640	45%
Thrissur	2545664	2441240	96%	2266649	89%	110027	54%
Wayanad	659698	690346	105%	605657	92%	29657	35%
Grand Total	2,66,34,508	26,931,737	101%	23,305,696	87%	1,067,848	43%

*Revised target population (> 18 years) as per MOHFW is 2.67 crores

*As per letter from Additional Secretary MOHFW- D O No 2317579/2021/Imm dated 15/09/2021

TABLE 10. Achievement for the day 24/03/2022 midnight

Daily achievement 24-03-2022				
District	First Dose	Second Dose	Precaution dose	Total Doses Administered
Alappuzha	89	998	4952	6039
Ernakulam	225	1352	1624	3201
Idukki	49	415	745	1209
Kannur	115	906	1500	2521
Kasaragod	23	127	77	227
Kollam	58	639	760	1457
Kottayam	150	776	2241	3167
Kozhikode	154	1054	1417	2625
Malappuram	305	2140	1252	3697
Palakkad	349	2091	1967	4407
Pathanamthitta	66	405	2521	2992
Thiruvananthapuram	499	3253	740	4492
Thrissur	86	1156	1980	3222
Wayanad	25	208	150	383
Grand Total	2193	15520	21926	39639

** Vaccine stock details couldn't be downloaded from e-VIN portal as the portal is down.

TABLE 11. COVID Vaccination related sites

support@cowin.gov.in https://www.cowin.gov.in/home https://dashboard.kerala.gov.in/ https://dhs.kerala.gov.in/https://aogyakeralam.gov.in/https://sha.kerala.gov.in/

TABLE10. COVID Vaccination related Helpline numbers

National/State/District	Line1	Line2	Line3
National Helpline	1075	+91 1123978046	0120 4473222
Disha	1056	04712552056	
StateCallCenter	04712309251	04712309252	04712309255
Thiruvananthapuram	9188610100	1077	
Kollam	04742797609	8589015556	
Pathanamthitta	04682222515	04682228220	
Alappuzha	04772239999		
Kottayam	04812565200	04812304800	04812581900
Idukki	18004255640	04862232220	04862233118
Ernakulam	9072303861		
Thrissur	9400066921	9400066922	9400066923
Palakkad	04912505264	04912505189	8943341439
Malappuram	04832733253	04832737858	04832733252
Kozhikode	7594001442		
Wayanad	04936202343	04936202375	9072510900
Kannur	04972700194		
Kasargod	9061076590	9061079244	9061078026