



**COVID-19 OUTBREAK CONTROL AND PREVENTION STATE
CELL HEALTH&FAMILYWELFARE DEPARTMENT
Govt of Kerala**

www.dhs.kerala.gov.in

controlroomdhskerala@gmail.com

Kerala HEALTH- COVID-19 DAILY VACCINATION BULLETIN

Date: 27/03/2022

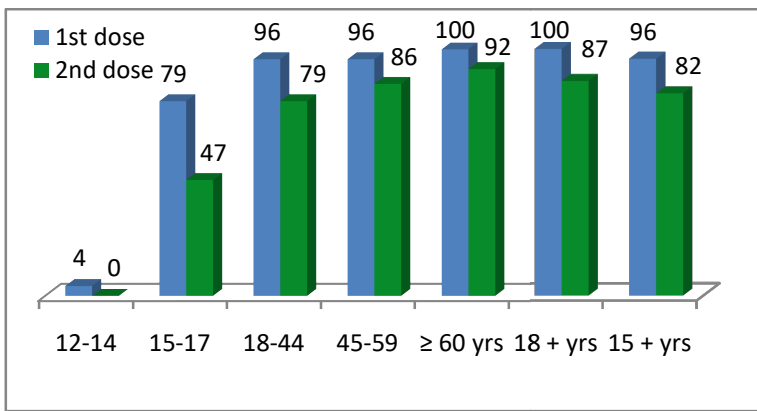
**OUR HEALTH OUR RESPONSIBILITY
VACCINE ADVISORY**

- *People who are vaccinated with Covid Vaccine are reported to have reduced Covid related ICU admissions, serious disease and death.*
- *Early vaccination is useful to safeguard our life from this deadly disease.*
- *Vaccination sessions are planned as per the availability of vaccine. All are requested to cooperate.*
- *After receiving the first dose, second dose of Covishield vaccine is to be taken between 12–16weeks and second dose of Covaxin between 4-6 weeks.*
- *Covid vaccination is currently available to all above 15 years. Children in 15-18 age group will get Covaxin.*
- *Health Staffs, Frontline workers and people above 60 years with co-morbidities will get precaution dose after 9 months or 39 weeks from the second dose. The Same vaccine administered as first and second dose is to be taken as precaution dose. People above 60 years with co-morbidities should take medical advice before receiving precaution dose.*
- *Vaccination is available free of cost in all Government covid vaccination centers, and at a nominal rate (as per the Gol order F.No.2079203/2021/Immunization) in selected private Hospitals.*
- **ENSURE ALL YOUR ELIGIBLE FAMILY MEMBERS ARE PROTECTED BY RECEIVING ANY OF THE AVAILABLE COVID VACCINE.**
- **“BOTH COVAXIN AND COVISHIELD ARE EQUALLY EFFECTIVE AND SAFE”**
- **“BE FULLY PROTECTED – GET THE SECOND DOSE AT YOUR SCHEDULED TIME”**

ANALYSIS

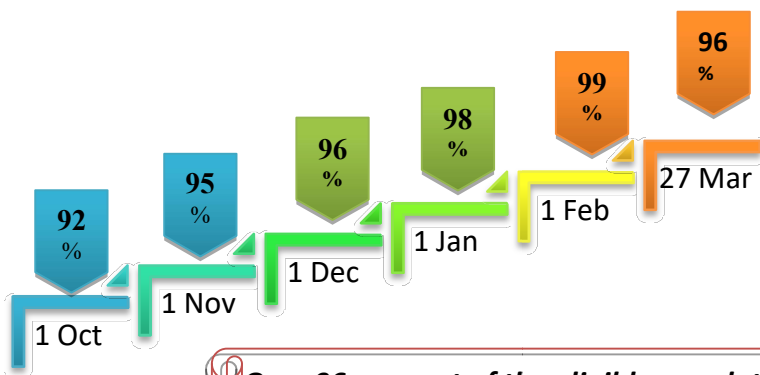
COVID-19 mass vaccinations are showing signs of preventing illness and steep decline in cases and hospital admissions in countries which done vaccination. Kerala started its vaccination for health care workers from January 16, 2021. The COVID-19 Vaccines Operational Guidelines issued by the Ministry of Health and Family Welfare, Govt. of India, 28th December 2020 and all subsequent Guidelines issued by Ministry of Health and Family Welfare, Govt of India are followed at the sites and all vaccination lanes

Summary of COVID Vaccine Administered as on 27-03-2022 midnight



- 96%** of eligible population vaccinated with a single dose till March 27
- 82%** of eligible population vaccinated with double dose till March 27
- State has vaccinated about **79%** of children aged 15 - 17 years with a single dose

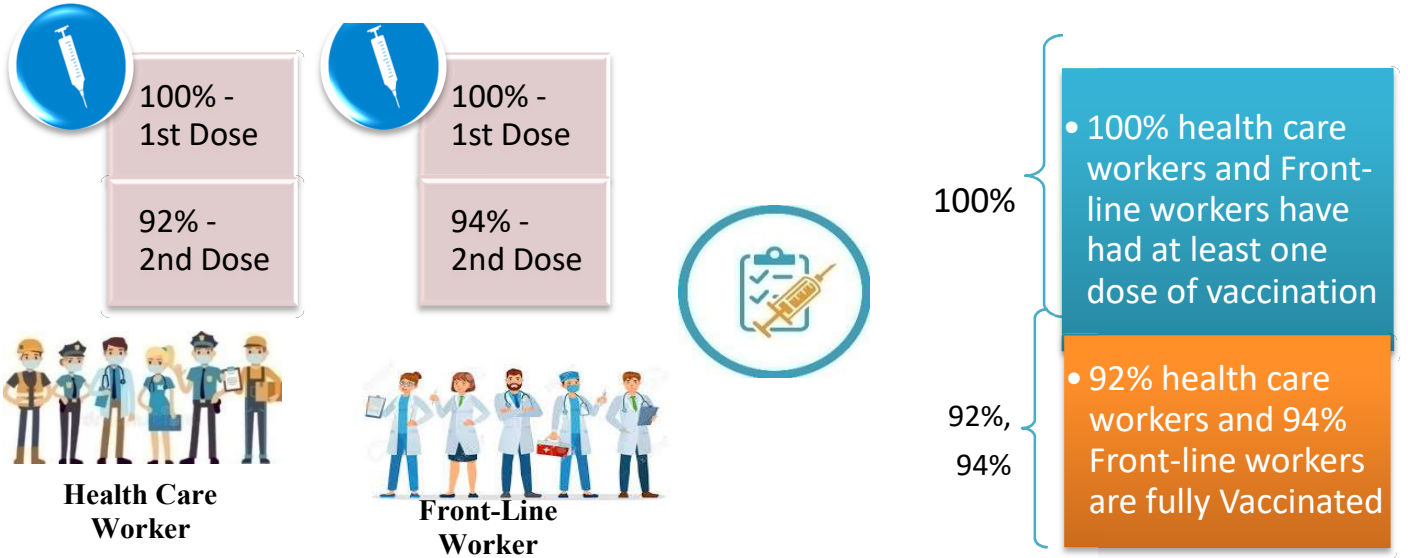
Time Line of Vaccination Coverage



Kerala began administration of COVID 19 Vaccines on 16th January, 2021. As of 27th March 2022, Kerala has administered over 53 million doses overall, including first and second doses of vaccines.


Over 96 per cent of the eligible population (15 + years) in Kerala has been administered the first dose of the Covid-19 vaccine. The state has achieved the target within 444 days since the beginning of the vaccination drive on January 16, 2021

Health Care Workers & Front-line Workers Vaccinated



Are You Vaccinated? You Still Need to Practice: SMS

- Even after vaccination, follow COVID appropriate behavior
- Practice Social Distancing and greet without physical contact
- Always wear clean face mask
- Wash your hands thoroughly and frequently or use hand sanitizer
- Follow the current COVID 19 guidelines to prevent further spread
- Stay Safe. Stay Strong. Get Vaccinated



Even After Getting Vaccinated Keep Taking Precautions to Protect Your Self



GET VACCINATED



WASH YOUR HANDS



WEAR A MASK



KEEP YOUR DISTANCE

The Race Towards Full Vaccination - Weekly Trend

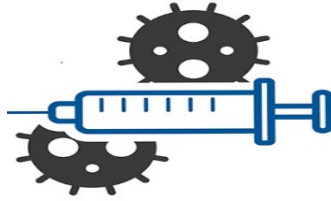
19th – 25th Mar, 2022

Kerala Administered over

.86 Lakh

COVID Vaccine Doses

in the last 7 days
(19th to 25th Mar)



From 19th to 25th Mar, 2022 on average

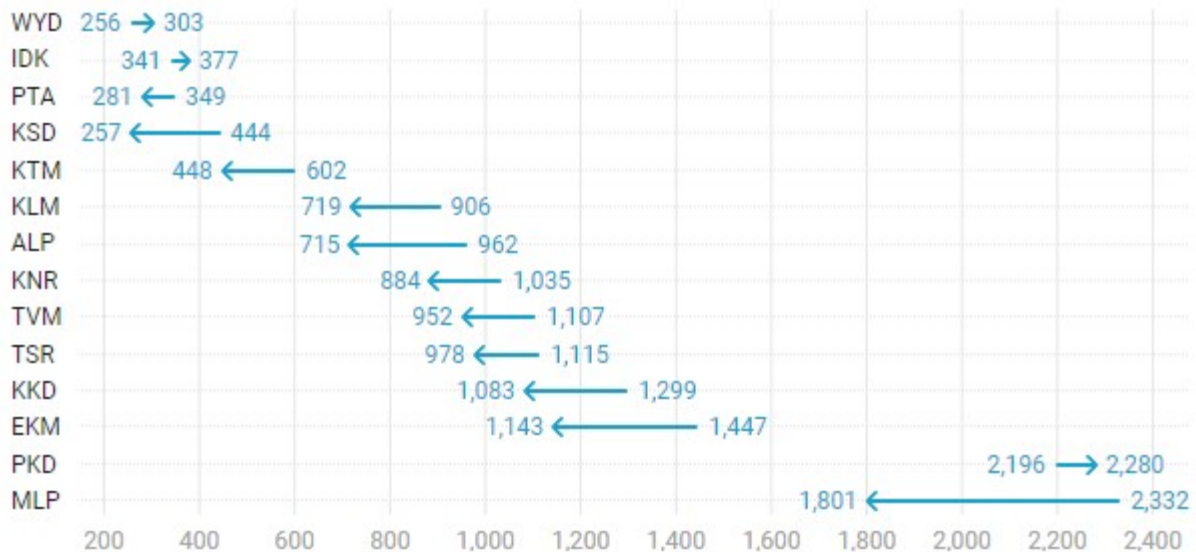
0.12lakh

 doses were administered daily.

Average Doses Administered Per day per week (in 1000)



Trend in average per day vaccination for the last two weeks

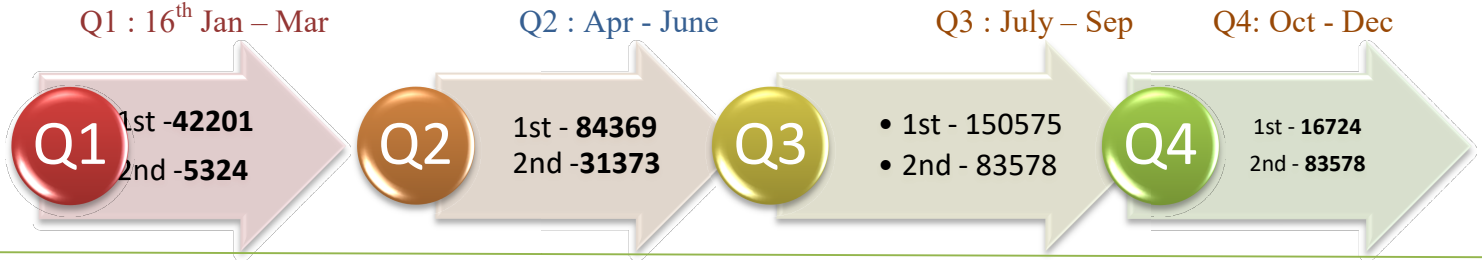


Race Against Time – Vaccination Quarterly Status

(Q1:16th Jan-Mar, Q2: Apr-June, Q3: July-Sep, Q4: Oct - Dec)

Daily Average Doses Administered per Quarter

In the first Quarter, only 42201 first doses and 5324 second doses were administered daily on average. During the second, third and fourth quarters, the daily vaccination of the first and second doses increased significantly.



Vaccination Achievement per Quarter

In the third quarter of the immunization drive, 52% of the eligible population (18 + age) in Kerala were given the first dose and 29% the second dose.

Dose Progression

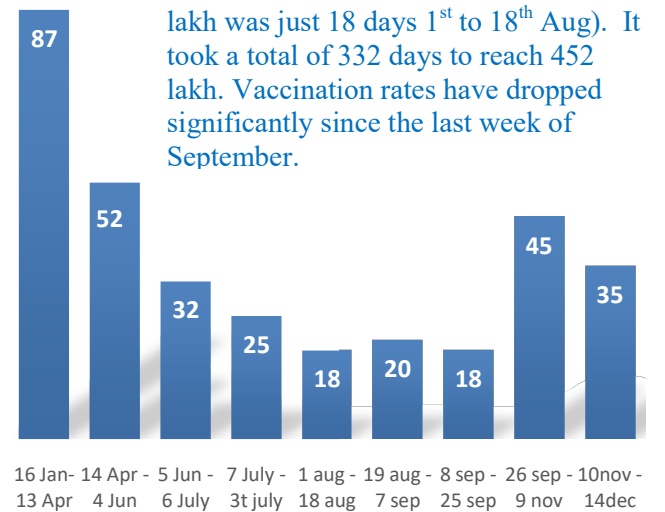
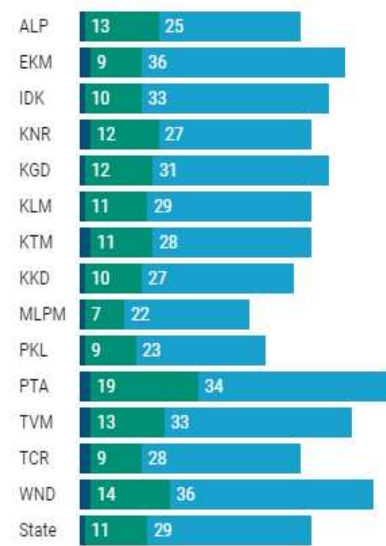
The chart shows the days taken for total COVID-19 Vaccination doses (both first and second) in Kerala to cross every 50 lakh dose mark

■ Q1 ■ Q2 ■ Q3

First Dose



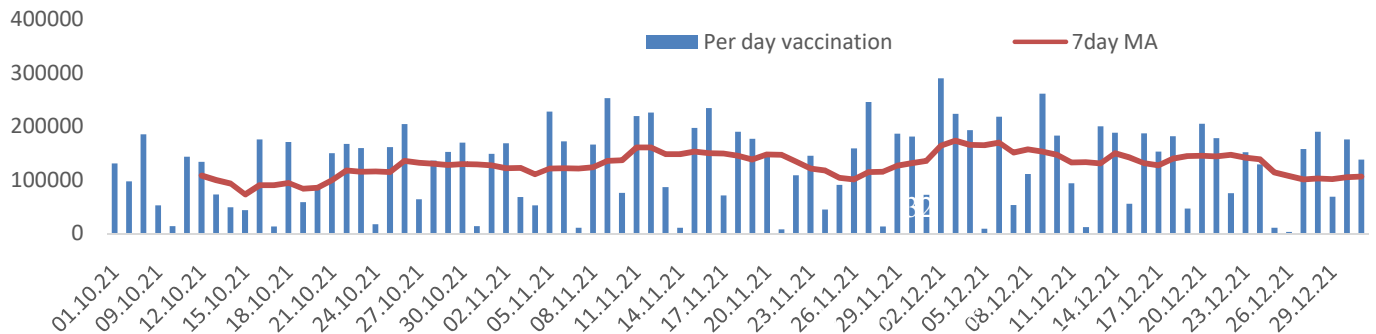
Second Dose



It took 87 days to administer the first 50 lakh doses. The shortest time taken to 50 lakh was just 18 days 1st to 18th Aug). It took a total of 332 days to reach 452 lakh. Vaccination rates have dropped significantly since the last week of September.

Vaccine Administered per Day and 7 days Moving Average in Last Quarter (Oct -Dec)

The seven-day moving average of daily doses in the last quarter showed a peak on December 2nd and continued to fluctuate thereafter



Important Message to the Public

- a. *Infection or infection rate is only a part and disease manifestation of disease is to be monitored*
- b. *Fatality among vaccinated people is very less. Disease severity among vaccinated people is less.*
- c. *People with comorbidity should be careful. Once detected covid positive they should get admitted and do not stay at home.*
- d. *Death among non-vaccinated people, especially people with comorbidity is because of late arrival in hospitals*
- e. *Diabetes and Hypertension together is the most common cause of patient death if they arrive late.*
- f. *Vaccinated people, only if symptomatic are advised to consult Doctor.*
- g. *Non Vaccinated people, if symptomatic, may do RTPCR test*
- h. *Antigen testing is only for emergency purpose*
- i. *Non vaccinated people with co-morbidities to do testing by RTPCR and consult doctor*
- j. *Repeat RTPCR is not needed among the people who are detected COVID positive in the previous 2 months*
- k. *All young person detected positive and at home isolation should do glucose test*

TABLE1.Total Vaccination done in the State as on 27/03/2022 midnight

State Summary (15+ years)-Total doses administered till 28/3/2022 at 12 AM								
District	Target	First Dose	Percent age	Second Dose	Percentage*	Precaution Dose	Percentage	Total doses administered
Alappuzha	1829568	1685957	92%	1555080	85%	90995	47%	3,332,032
Ernakulam	3217878	3217377	100%	2725873	85%	114638	43%	6,057,888
Idukki	950762	932588	98%	778498	82%	24775	31%	1,735,861
Kannur	2100307	2107160	100%	1844075	88%	85448	45%	4,036,683
Kasaragod	1092141	1019293	93%	846346	77%	35520	36%	1,901,159
Kollam	2268371	2162620	95%	1861330	82%	85722	44%	4,109,672
Kottayam	1704500	1621982	95%	1419087	83%	77927	44%	3,118,996
Kozhikode	2746273	2613982	95%	2154145	78%	76262	33%	4,844,389
Malappuram	3386535	3313450	98%	2574165	76%	63275	34%	5,950,890
Palakkad	2349082	2278931	97%	1940154	83%	83917	45%	4,303,002
Pathanamthitta	1118564	1129708	101%	953887	85%	81719	47%	2,165,314
Thiruvananthapuram	2914006	2804790	96%	2413333	83%	134416	43%	5,352,539
Thrissur	2767777	2566520	93%	2349165	85%	116235	52%	5,031,920
Wayanad	716933	726276	101%	625550	87%	29899	35%	1,381,725
Grand Total	29,162,697	28,180,634	96%	24,040,688	82%	1,100,748	42%	53,322,070

TABLE2.Covid-19 Vaccination Center Functional in the State as on 27/03/2022 midnight

DISTRICTS	12+	15+	18+	Total
Alappuzha	0	0	1	1
Ernakulam	0	1	7	8
Idukki	0	0	0	0
Kannur	1	0	4	5
Kasaragod	0	0	0	0
Kollam	0	0	3	3
Kottayam	0	0	2	2
Kozhikode	0	1	8	9
Malappuram	0	0	5	5
Palakkad	0	0	4	4
Pathanamthitta	0	0	2	2
Thiruvananthapuram	0	0	9	9
Thrissur	0	2	15	17
Wayanad	1	2	0	3
GrandTotal	2	6	60	68

TABLE3. Health Care Workers Coverage as on 27/03/2022 midnight

DISTRICT	1st DOSE	2nd Dose	% fully vaccinated	Precaution dose	Precaution dose (%) *
Alappuzha	29022	27207	94%	12302	54%
Ernakulam	85565	75728	89%	29057	45%
Idukki	13554	12991	96%	5193	47%
Kannur	40388	37495	93%	16912	53%
Kasaragod	11610	10805	93%	4450	49%
Kollam	36035	33782	94%	13635	50%
Kottayam	38706	36265	94%	15346	51%
Kozhikode	52734	47912	91%	16335	41%
Malappuram	44832	41960	94%	15891	50%
Palakkad	34674	31990	92%	14428	54%
Pathanamthitta	29336	25057	85%	10624	50%
Thiruvananthapuram	73421	66316	90%	24345	45%
Thrissur	51909	49153	95%	24531	59%
Wayanad	13978	13278	95%	6035	51%
Grand Total	555764	509939	92%	209084	49%

1st Dose coverage for HCW is 100%

*Proportion of beneficiaries who are eligible (completed 9 months after 2nd dose)

TABLE4. Frontline workers Coverage as on 27/03/2022 midnight

DISTRICT	1st dose	2nd Dose	% fully vaccinated	Precaution dose	Precaution dose(%) *
Alappuzha	39127	36722	94%	11758	39%
Ernakulam	54934	50302	92%	16551	41%
Idukki	22993	21318	93%	4754	29%
Kannur	41381	39944	97%	10836	33%
Kasaragod	24615	22452	91%	5716	31%
Kollam	42235	38787	92%	8976	31%
Kottayam	32139	30584	95%	9859	38%
Kozhikode	55272	52525	95%	7788	19%
Malappuram	53913	51234	95%	11270	28%
Palakkad	48096	45501	95%	14128	37%
Pathanamthitta	25249	22510	89%	6093	33%
Thiruvananthapuram	72995	67548	93%	17896	37%
Thrissur	41904	40715	97%	15716	48%
Wayanad	17021	16082	94%	3737	28%
Grand Total	571874	536224	94%	145078	34%

1st Dose coverage for FLW is 100%

*Proportion of beneficiaries who are eligible (completed 9 months after 2nd dose)

TABLE5.Age-Appropriate Group (45-59 Years) Coverage as on 27/03/2022 midnight

Table 5: Age appropriate group (45-59 years) coverage					
45-59 years Coverage as on 27/03/2022 at 12 AM					
District	Target	1st Dose Coverage	Percentage	2nd Dose Coverage	Percentage fully vaccinated
Alappuzha	535436	438716	82%	413896	77%
Ernakulam	809349	783264	97%	699836	86%
Idukki	237564	246896	104%	218419	92%
Kannur	527295	515568	98%	477748	91%
Kasaragod	253027	252080	100%	223256	88%
Kollam	541201	559744	103%	499713	92%
Kottayam	478470	413970	87%	372683	78%
Kozhikode	658949	654366	99%	578497	88%
Malappuram	733338	722520	99%	624076	85%
Palakkad	614226	546941	89%	496529	81%
Pathanamthitta	264372	281651	107%	250923	95%
Thiruvananthapuram	735836	681247	93%	610771	83%
Thrissur	689418	663668	96%	621842	90%
Wayanad	170537	177107	104%	164014	96%
Grand Total	7249018	6,937,738	96%	6,252,203	86%

TABLE6.Age-Appropriate Group (≥60 Years) Coverage as on 27/03/2022 midnight

Table 6: Age appropriate group (≥ 60 years) coverage							
≥ 60 years Coverage as on 27/03/2022 at 12 AM							
District	Target	1st Dose Coverage	Percentage	2nd Dose Coverage	Percentage fully vaccinated	Precaution dose	%
Alappuzha	424565	428740	101%	398935	94%	66935	48%
Ernakulam	673885	675951	100%	618766	92%	69030	43%
Idukki	193981	194507	100%	172501	89%	14828	28%
Kannur	438602	444297	101%	411258	94%	57700	46%
Kasaragod	182460	181635	100%	159930	88%	25354	35%
Kollam	497558	499292	100%	453141	91%	63111	46%
Kottayam	418008	419449	100%	382553	92%	52722	43%
Kozhikode	526896	528892	100%	478275	91%	52139	35%
Malappuram	477642	487908	102%	432727	91%	36114	32%
Palakkad	437708	439620	100%	400165	91%	55361	46%
Pathanamthitta	311297	312004	100%	279786	90%	65002	48%
Thiruvananthapuram	630465	632664	100%	568982	90%	92175	44%
Thrissur	581781	587830	101%	555860	96%	75988	51%
Wayanad	128009	128275	100%	114134	89%	20127	33%
Grand Total	5922857	5,961,064	101%	5,427,013	92%	746,586	43%

TABLE 6. Age-Appropriate Group (18-44 Years) Coverage as on 27/03/2022 midnight

18-44 years Coverage as on 27/03/2022 at 12 AM					
District	Target	FirstDose		2nd Dose Coverage	Percentage fully vaccinated*
		1st Dose Coverage	Percentage		
Alappuzha	744178	668564	90%	621864	84%
Ernakulam	1470864	1507346	102%	1210153	82%
Idukki	437537	418718	96%	328949	75%
Kannur	947964	963100	102%	812962	86%
Kasaragod	556876	500150	90%	401552	72%
Kollam	1054752	930773	88%	776350	74%
Kottayam	665544	653804	98%	557079	84%
Kozhikode	1313678	1217417	93%	947028	72%
Malappuram	1777378	1825468	103%	1355174	76%
Palakkad	1088327	1084092	100%	893588	82%
Pathanamthitta	460819	442313	96%	348932	76%
Thiruvananthapuram	1309099	1245374	95%	1043999	80%
Thrissur	1274465	1096106	86%	1001139	79%
Wayanad	361152	353998	98%	298399	83%
Grand Total	13462633	12,907,223	96%	10,597,168	79%

*Among those who have taken first dose

TABLE 7. Age-Appropriate Group (15-17 Years) Coverage as on 27/03/2022 midnight

15-17 years Coverage as on 27/03/2022 at 12 AM					
District	Target	1st Dose Coverage	Percentage	2nd Dose Coverage	Percentage fully vaccinated
Alappuzha	80832	75694	94%	56456	70%
Ernakulam	172307	110045	64%	71088	41%
Idukki	51339	35066	68%	24320	47%
Kannur	97722	98524	101%	64668	66%
Kasaragod	60496	48293	80%	28351	47%
Kollam	105234	93788	89%	59557	57%
Kottayam	85400	63422	74%	39923	47%
Kozhikode	143028	104963	73%	49908	35%
Malappuram	241212	176249	73%	68994	29%
Palakkad	132742	112664	85%	72381	55%
Pathanamthitta	48854	38456	79%	26679	55%
Thiruvananthapuram	145238	97878	67%	55717	38%
Thrissur	123540	119581	97%	80456	65%
Wayanad	29245	34132	117%	19643	67%
Grand Total	1,517,189	1,208,755	79%	718,141	47%

Table 8: Age appropriate group (12-14 years) Coverage as on 27/03/2022 midnight

12-14 years Coverage as on 27/3/2022 at 12 AM				
District	1st Dose Coverage	Percentage	2nd Dose Coverage	Percentage fully vaccinated
Alappuzha	6094	14%	0	0%
Ernakulam	272	0%	0	0%
Idukki	854	3%	0	0%
Kannur	3902	4%	0	0%
Kasaragod	910	2%	0	0%
Kollam	753	1%	0	0%
Kottayam	492	1%	0	0%
Kozhikode	338	0%	0	0%
Malappuram	2560	2%	0	0%
Palakkad	12844	17%	0	0%
Pathanamthitta	699	2%	0	0%
Thiruvananthapuram	1211	1%	0	0%
Thrissur	5522	6%	0	0%
Wayanad	1765	6%	0	0%
Grand Total	38,216	4%	0	0%

TABLE9.State Summary (18+) as on 27/03/2022 midnight

State Summary (18+) 27-03-2022 at 12 AM							
District	Target	First Dose	Percentage	Second Dose	Percentage*	Precaution Dose	Percentage
Alappuzha	1704179	1604169	94%	1498624	88%	90995	47%
Ernakulam	2954098	3107060	105%	2654785	90%	114638	43%
Idukki	869082	896668	103%	754178	87%	24775	31%
Kannur	1913861	2004734	105%	1779407	93%	85448	45%
Kasaragod	992363	970090	98%	817995	82%	35520	36%
Kollam	2093511	2068079	99%	1801773	86%	85722	44%
Kottayam	1562022	1558068	100%	1379164	88%	77927	44%
Kozhikode	2499523	2508681	100%	2104237	84%	76262	33%
Malappuram	2988358	3134641	105%	2505171	84%	63275	34%
Palakkad	2140261	2153423	101%	1867773	87%	83917	45%
Pathanamthitta	1036488	1090553	105%	927208	89%	81719	47%
Thiruvananthapuram	2675400	2705701	101%	2357616	88%	134416	43%
Thrissur	2545664	2441417	96%	2268709	89%	116235	52%
Wayanad	659698	690379	105%	605907	92%	29899	35%
Grand Total	2,66,34,508	26,933,663	101%	23,322,547	87%	1,100,748	42%

*Revised target population (> 18 years) as per MOHFW is 2.67 crores

*As per letter from Additional Secretary MOHFW- D O No 2317579/2021/Imm dated 15/09/2021

TABLE 10. Achievement for the day 27/03/2022 midnight

Daily achievement 27-03-2022				
District	First Dose	Second Dose	Precaution dose	Total Doses Administered
Alappuzha	1	9	1	11
Ernakulam	25	130	35	190
Idukki	0	0	0	0
Kannur	85	0	0	85
Kasaragod	0	0	0	0
Kollam	1	7	6	14
Kottayam	0	7	11	18
Kozhikode	6	39	50	95
Malappuram	20	71	36	127
Palakkad	2	1	0	3
Pathanamthitta	0	0	0	0
Thiruvananthapuram	7	25	36	68
Thrissur	8	25	39	72
Wayanad	0	0	0	0
Grand Total	155	314	214	683

** Vaccine stock details couldn't be downloaded from e-VIN portal as the portal is down.

TABLE11.COVID Vaccination related sites

support@cowin.gov.in https://www.cowin.gov.in/home https://dashboard.kerala.gov.in/ https://dhs.kerala.gov.in/https://aogyakeralam.gov.in/https://sha.kerala.gov.in/

TABLE10.COVID Vaccination related Helpline numbers

National/State/District	Line1	Line2	Line3
National Helpline	1075	+91 1123978046	0120 4473222
Disha	1056	04712552056	
StateCallCenter	04712309251	04712309252	04712309255
Thiruvananthapuram	9188610100	1077	
Kollam	04742797609	8589015556	
Pathanamthitta	04682222515	04682228220	
Alappuzha	04772239999		
Kottayam	04812565200	04812304800	04812581900
Idukki	18004255640	04862232220	04862233118
Ernakulam	9072303861		
Thrissur	9400066921	9400066922	9400066923
Palakkad	04912505264	04912505189	8943341439
Malappuram	04832733253	04832737858	04832733252
Kozhikode	7594001442		
Wayanad	04936202343	04936202375	9072510900
Kannur	04972700194		
Kasargod	9061076590	9061079244	9061078026