



**COVID-19 OUTBREAK CONTROL AND PREVENTION STATE
CELL HEALTH&FAMILYWELFARE DEPARTMENT
Govt of Kerala**

www.dhs.kerala.gov.in

controlroomdhskerala@gmail.com

Kerala HEALTH- COVID-19 DAILY VACCINATION BULLETIN

Date: 29/03/2022

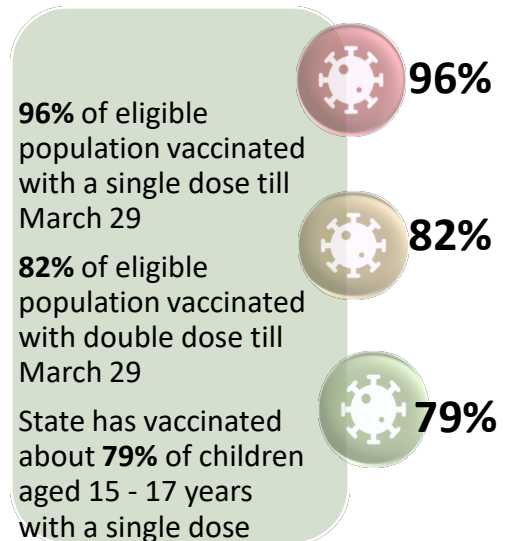
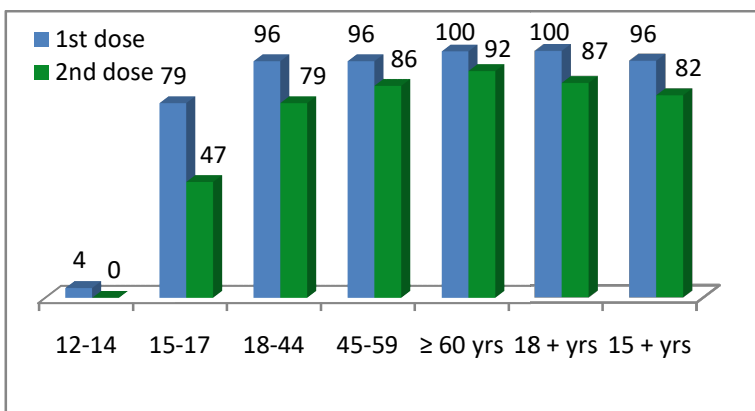
**OUR HEALTH OUR RESPONSIBILITY
VACCINE ADVISORY**

- *People who are vaccinated with Covid Vaccine are reported to have reduced Covid related ICU admissions, serious disease and death.*
- *Early vaccination is useful to safeguard our life from this deadly disease.*
- *Vaccination sessions are planned as per the availability of vaccine. All are requested to cooperate.*
- *After receiving the first dose, second dose of Covishield vaccine is to be taken between 12–16weeks and second dose of Covaxin between 4-6 weeks.*
- *Covid vaccination is currently available to all above 15 years. Children in 15-18 age group will get Covaxin.*
- *Health Staffs, Frontline workers and people above 60 years with co-morbidities will get precaution dose after 9 months or 39 weeks from the second dose. The Same vaccine administered as first and second dose is to be taken as precaution dose. People above 60 years with co-morbidities should take medical advice before receiving precaution dose.*
- *Vaccination is available free of cost in all Government covid vaccination centers, and at a nominal rate (as per the Gol order F.No.2079203/2021/Immunization) in selected private Hospitals.*
- **ENSURE ALL YOUR ELIGIBLE FAMILY MEMBERS ARE PROTECTED BY RECEIVING ANY OF THE AVAILABLE COVID VACCINE.**
- **“BOTH COVAXIN AND COVISHIELD ARE EQUALLY EFFECTIVE AND SAFE”**
- **“BE FULLY PROTECTED – GET THE SECOND DOSE AT YOUR SCHEDULED TIME”**

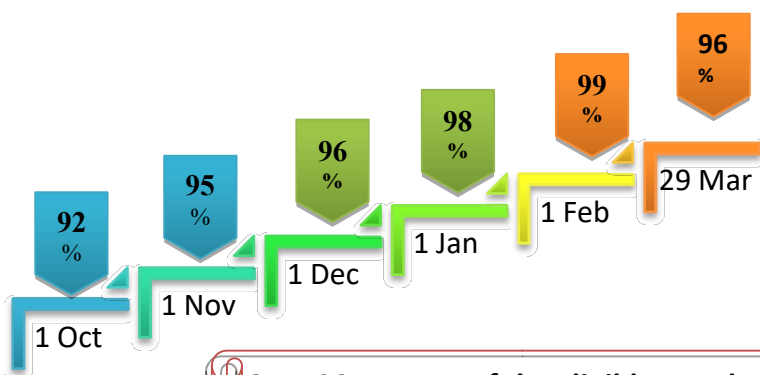
ANALYSIS

COVID-19 mass vaccinations are showing signs of preventing illness and steep decline in cases and hospital admissions in countries which done vaccination. Kerala started its vaccination for health care workers from January 16, 2021. The COVID-19 Vaccines Operational Guidelines issued by the Ministry of Health and Family Welfare, Govt. of India, 28th December 2020 and all subsequent Guidelines issued by Ministry of Health and Family Welfare, Govt of India are followed at the sites and all vaccination lanes

Summary of COVID Vaccine Administered as on 29-03-2022 midnight



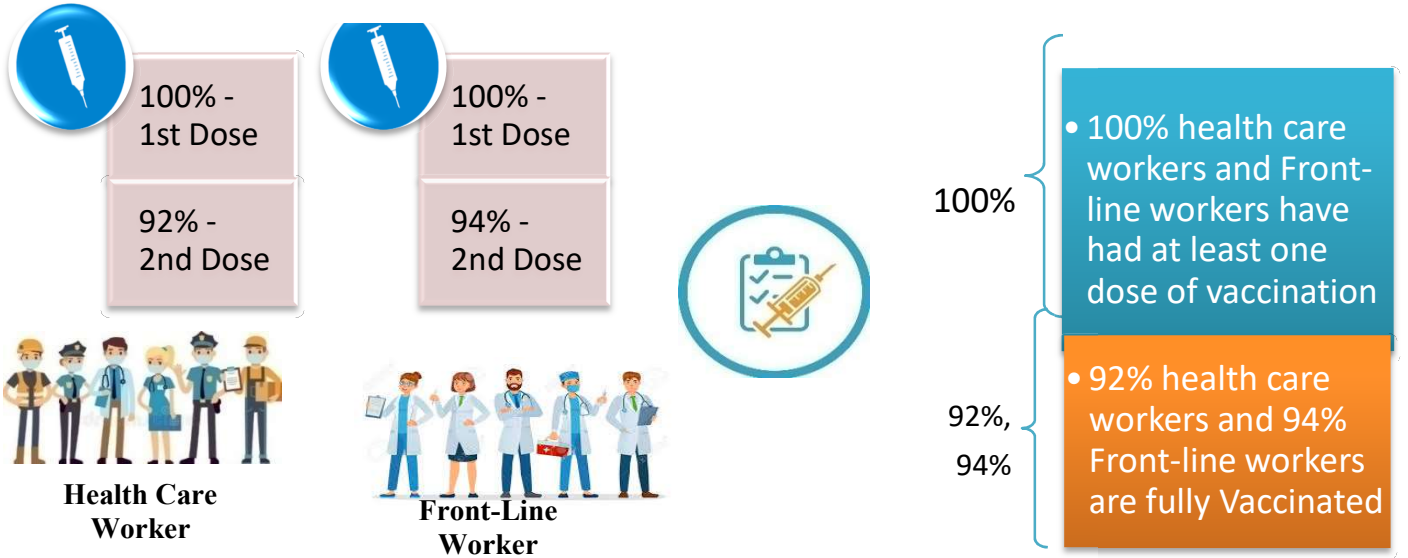
Time Line of Vaccination Coverage



Kerala began administration of COVID 19 Vaccines on 16th January, 2021. As of 29th March 2022, Kerala has administered over 53 million doses overall, including first and second doses of vaccines.


Over 96 per cent of the eligible population (15 + years) in Kerala has been administered the first dose of the Covid-19 vaccine. The state has achieved the target within 446 days since the beginning of the vaccination drive on January 16, 2021

Health Care Workers & Front-line Workers Vaccinated



Are You Vaccinated? You Still Need to Practice: SMS

- Even after vaccination, follow COVID appropriate behavior
- Practice Social Distancing and greet without physical contact
- Always wear clean face mask
- Wash your hands thoroughly and frequently or use hand sanitizer
- Follow the current COVID 19 guidelines to prevent further spread
- Stay Safe. Stay Strong. Get Vaccinated



Even After Getting Vaccinated Keep Taking Precautions to Protect Your Self



GET VACCINATED



WASH YOUR HANDS



WEAR A MASK



KEEP YOUR DISTANCE

The Race Towards Full Vaccination - Weekly Trend

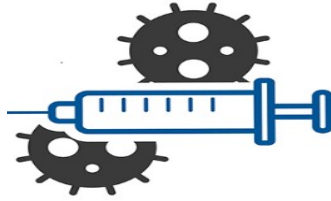
19th – 25th Mar, 2022

Kerala Administered over

.86 Lakh

COVID Vaccine Doses

in the last 7 days
(19th to 25th Mar)



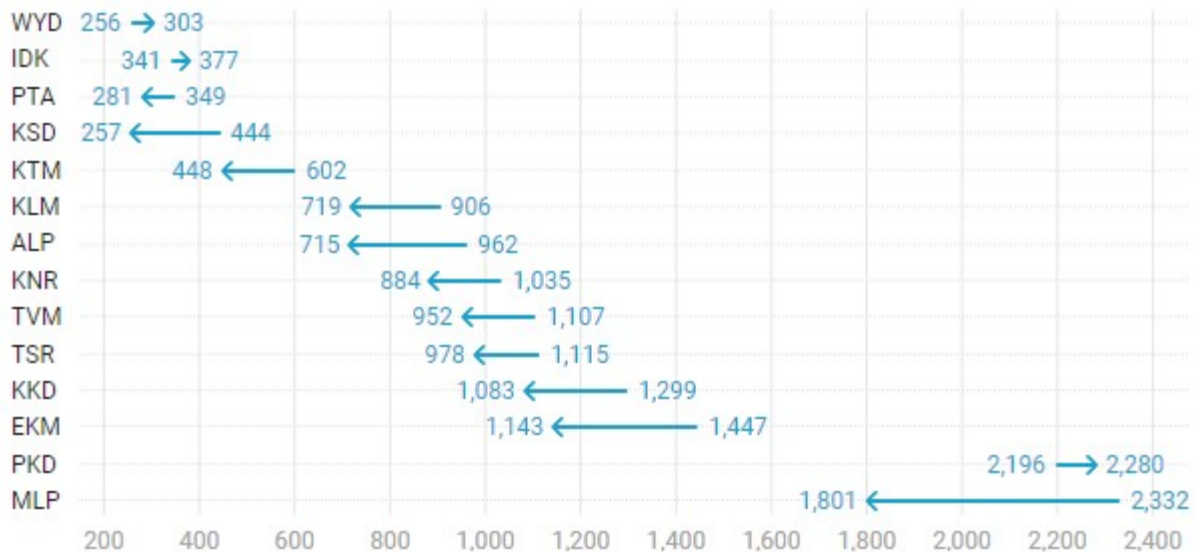
From 19th to 25th Mar, 2022 on average

0.12lakh doses were administered daily.

Average Doses Administered Per day per week (in 1000)



Trend in average per day vaccination for the last two weeks

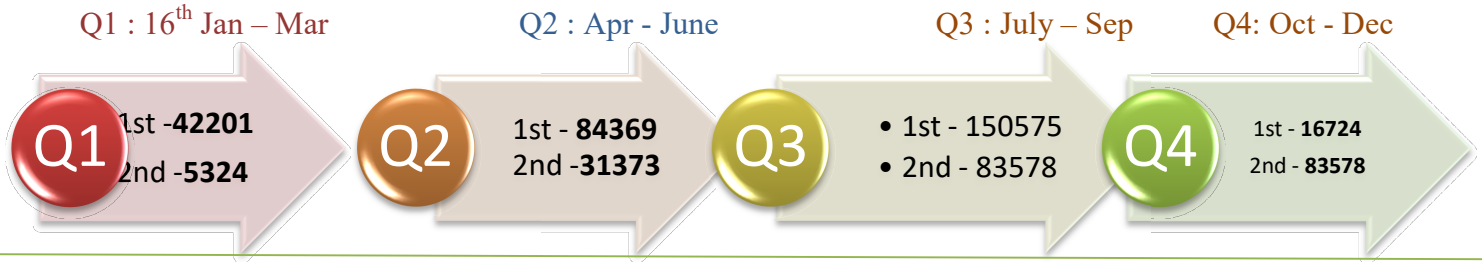


Race Against Time – Vaccination Quarterly Status

(Q1:16th Jan-Mar, Q2: Apr-June, Q3: July-Sep, Q4: Oct - Dec)

Daily Average Doses Administered per Quarter

In the first Quarter, only 42201 first doses and 5324 second doses were administered daily on average. During the second, third and fourth quarters, the daily vaccination of the first and second doses increased significantly.



Vaccination Achievement per Quarter

In the third quarter of the immunization drive, 52% of the eligible population (18 + age) in Kerala were given the first dose and 29% the second dose.

Dose Progression

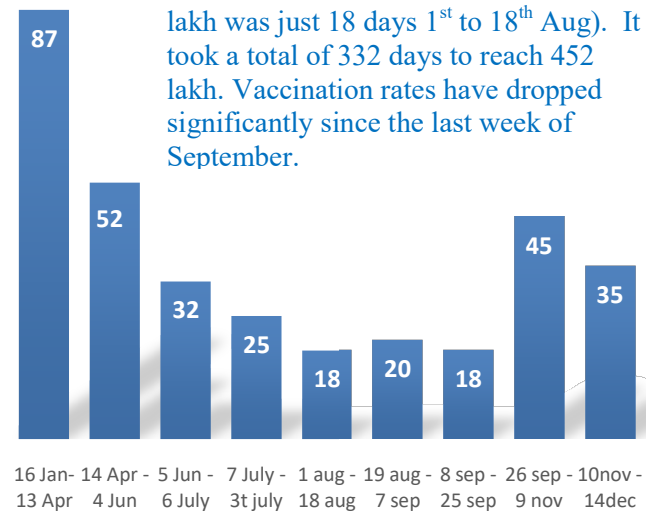
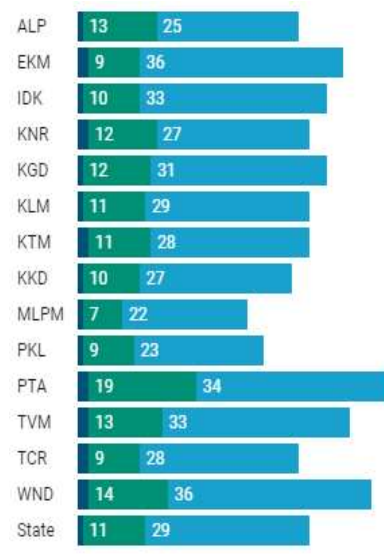
The chart shows the days taken for total COVID-19 Vaccination doses (both first and second) in Kerala to cross every 50 lakh dose mark

■ Q1 ■ Q2 ■ Q3

First Dose



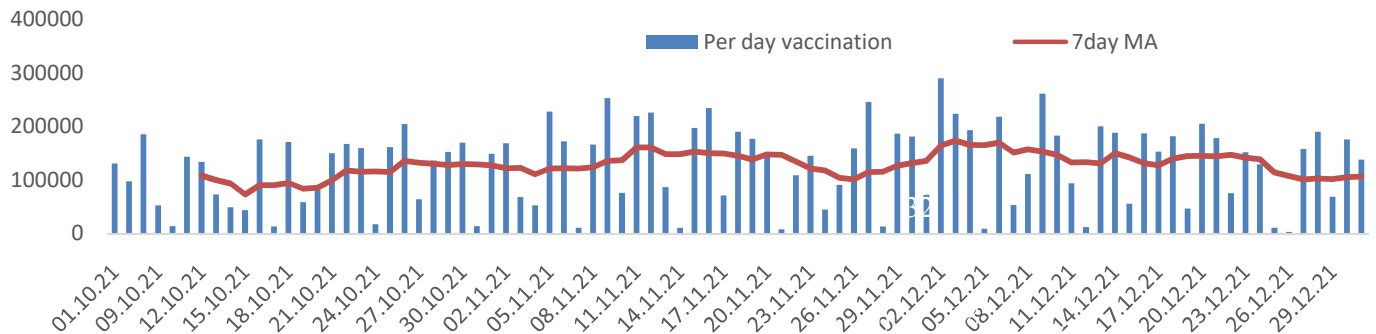
Second Dose



It took 87 days to administer the first 50 lakh doses. The shortest time taken to 50 lakh was just 18 days 1st to 18th Aug). It took a total of 332 days to reach 452 lakh. Vaccination rates have dropped significantly since the last week of September.

Vaccine Administered per Day and 7 days Moving Average in Last Quarter (Oct -Dec)

The seven-day moving average of daily doses in the last quarter showed a peak on December 2nd and continued to fluctuate thereafter



Important Message to the Public

- a. *Infection or infection rate is only a part and disease manifestation of disease is to be monitored*
- b. *Fatality among vaccinated people is very less. Disease severity among vaccinated people is less.*
- c. *People with comorbidity should be careful. Once detected covid positive they should get admitted and do not stay at home.*
- d. *Death among non-vaccinated people, especially people with comorbidity is because of late arrival in hospitals*
- e. *Diabetes and Hypertension together is the most common cause of patient death if they arrive late.*
- f. *Vaccinated people, only if symptomatic are advised to consult Doctor.*
- g. *Non Vaccinated people, if symptomatic, may do RTPCR test*
- h. *Antigen testing is only for emergency purpose*
- i. *Non vaccinated people with co-morbidities to do testing by RTPCR and consult doctor*
- j. *Repeat RTPCR is not needed among the people who are detected COVID positive in the previous 2 months*
- k. *All young person detected positive and at home isolation should do glucose test*

TABLE1.Total Vaccination done in the State as on 29/03/2022 midnight

State Summary (15+ years)-Total doses administered till 30/3/2022 at 12 AM								
District	Target	First Dose	Percent age	Second Dose	Percentage*	Precaution Dose	Percentage	Total doses administered
Alappuzha	1829568	1686143	92%	1555365	85%	91968	44%	3,333,476
Ernakulam	3217878	3217557	100%	2726183	85%	115036	42%	6,058,776
Idukki	950762	932590	98%	778517	82%	24804	30%	1,735,911
Kannur	2100307	2107168	100%	1844134	88%	85569	40%	4,036,871
Kasaragod	1092141	1019337	93%	846560	77%	35675	35%	1,901,572
Kollam	2268371	2162660	95%	1861595	82%	86062	43%	4,110,317
Kottayam	1704500	1621984	95%	1419113	83%	77992	43%	3,119,089
Kozhikode	2746273	2614036	95%	2154480	78%	76689	32%	4,845,205
Malappuram	3386535	3313528	98%	2574785	76%	63681	33%	5,951,994
Palakkad	2349082	2279392	97%	1940431	83%	84182	44%	4,304,005
Pathanamthitta	1118564	1129714	101%	953900	85%	81799	45%	2,165,413
Thiruvananthapuram	2914006	2804841	96%	2413488	83%	134730	42%	5,353,059
Thrissur	2767777	2566696	93%	2349676	85%	117124	50%	5,033,496
Wayanad	716933	726284	101%	625616	87%	29942	34%	1,381,842
Grand Total	29,162,697	28,181,930	96%	24,043,843	82%	1,105,253	41%	53,331,026

TABLE2.Covid-19 Vaccination Center Functional in the State as on 29/03/2022 midnight

DISTRICTS	12+	15+	18+	Total
Alappuzha	0	0	3	3
Ernakulam	2	2	17	21
Idukki	0	0	1	1
Kannur	0	0	5	5
Kasaragod	0	0	5	5
Kollam	0	0	6	6
Kottayam	0	0	4	4
Kozhikode	0	90	12	102
Malappuram	1	2	9	12
Palakkad	1	3	9	13
Pathanamthitta	0	0	5	5
Thiruvananthapuram	0	2	14	16
Thrissur	0	2	17	19
Wayanad	0	0	0	0
GrandTotal	4	101	107	212

TABLE3. Health Care Workers Coverage as on 29/03/2022 midnight

DISTRICT	1st DOSE	2nd Dose	% fully vaccinated	Precaution dose	Precaution dose (%) *
Alappuzha	29022	27209	94%	12314	54%
Ernakulam	85565	75728	89%	29076	45%
Idukki	13554	12991	96%	5205	47%
Kannur	40388	37495	93%	16915	51%
Kasaragod	11610	10805	93%	4458	49%
Kollam	36035	33782	94%	13650	50%
Kottayam	38706	36265	94%	15356	51%
Kozhikode	52734	47912	91%	16396	41%
Malappuram	44832	41962	94%	15932	49%
Palakkad	34674	31990	92%	14438	53%
Pathanamthitta	29336	25057	85%	10628	49%
Thiruvananthapuram	73421	66316	90%	24370	45%
Thrissur	51909	49154	95%	24582	58%
Wayanad	13978	13278	95%	6037	51%
Grand Total	555764	509944	92%	209357	49%

1st Dose coverage for HCW is 100%

*Proportion of beneficiaries who are eligible (completed 9 months after 2nd dose)

TABLE4. Frontline workers Coverage as on 29/03/2022 midnight

DISTRICT	1st dose	2nd Dose	% fully vaccinated	Precaution dose	Precaution dose(%) *
Alappuzha	39127	36722	94%	11765	39%
Ernakulam	54934	50302	92%	16558	41%
Idukki	22993	21318	93%	4754	29%
Kannur	41381	39944	97%	10839	32%
Kasaragod	24615	22453	91%	5722	31%
Kollam	42235	38788	92%	8983	31%
Kottayam	32139	30584	95%	9861	38%
Kozhikode	55272	52526	95%	7799	19%
Malappuram	53913	51234	95%	11282	28%
Palakkad	48096	45501	95%	14162	37%
Pathanamthitta	25249	22510	89%	6094	33%
Thiruvananthapuram	72995	67548	93%	17907	36%
Thrissur	41904	40718	97%	15734	47%
Wayanad	17021	16083	94%	3737	27%
Grand Total	571874	536231	94%	145197	34%

1st Dose coverage for FLW is 100%

*Proportion of beneficiaries who are eligible (completed 9 months after 2nd dose)

TABLE5.Age-Appropriate Group (45-59 Years) Coverage as on 29/03/2022 midnight

Table 5: Age appropriate group (45-59 years) coverage					
45-59 years Coverage as on 30/03/2022 at 12 AM					
District	Target	1st Dose Coverage	Percentage	2nd Dose Coverage	Percentage fully vaccinated
Alappuzha	535436	438718	82%	413944	77%
Ernakulam	809349	783273	97%	699861	86%
Idukki	237564	246897	104%	218423	92%
Kannur	527295	515569	98%	477759	91%
Kasaragod	253027	252084	100%	223278	88%
Kollam	541201	559752	103%	499756	92%
Kottayam	478470	413970	87%	372686	78%
Kozhikode	658949	654369	99%	578540	88%
Malappuram	733338	722521	99%	624141	85%
Palakkad	614226	546945	89%	496573	81%
Pathanamthitta	264372	281653	107%	250923	95%
Thiruvananthapuram	735836	681252	93%	610791	83%
Thrissur	689418	663674	96%	621922	90%
Wayanad	170537	177107	104%	164017	96%
Grand Total	7249018	6,937,784	96%	6,252,614	86%

TABLE6.Age-Appropriate Group (≥60 Years) Coverage as on 29/03/2022 midnight

Table 6: Age appropriate group (≥ 60 years) coverage							
≥ 60 years Coverage as on 30/03/2022 at 12 AM							
District	Target	1st Dose Coverage	Percentage	2nd Dose Coverage	Percentage fully vaccinated	Precaution dose	%
Alappuzha	424565	428741	101%	398959	94%	67889	44%
Ernakulam	673885	675955	100%	618775	92%	69402	42%
Idukki	193981	194507	100%	172502	89%	14845	26%
Kannur	438602	444298	101%	411261	94%	57815	39%
Kasaragod	182460	181641	100%	159940	88%	25495	34%
Kollam	497558	499293	100%	453150	91%	63429	44%
Kottayam	418008	419449	100%	382557	92%	52775	41%
Kozhikode	526896	528893	100%	478294	91%	52494	34%
Malappuram	477642	487911	102%	432754	91%	36467	30%
Palakkad	437708	439624	100%	400172	91%	55582	44%
Pathanamthitta	311297	312004	100%	279787	90%	65077	46%
Thiruvananthapuram	630465	632668	100%	568988	90%	92453	42%
Thrissur	581781	587833	101%	555881	96%	76808	48%
Wayanad	128009	128276	100%	114141	89%	20168	32%
Grand Total	5922857	5,961,093	101%	5,427,161	92%	750,699	40%

TABLE 6. Age-Appropriate Group (18-44 Years) Coverage as on 29/03/2022 midnight

18-44 years Coverage as on 30/03/2022 at 12 AM					
District	Target	First Dose		2nd Dose Coverage	Percentage fully vaccinated*
		1st Dose Coverage	Percentage		
Alappuzha	744178	668580	90%	622035	84%
Ernakulam	1470864	1507378	102%	1210382	82%
Idukki	437537	418719	96%	328963	75%
Kannur	947964	963106	102%	813007	86%
Kasaragod	556876	500180	90%	401699	72%
Kollam	1054752	930784	88%	776532	74%
Kottayam	665544	653806	98%	557098	84%
Kozhikode	1313678	1217450	93%	947247	72%
Malappuram	1777378	1825521	103%	1355558	76%
Palakkad	1088327	1084135	100%	893776	82%
Pathanamthitta	460819	442317	96%	348944	76%
Thiruvananthapuram	1309099	1245411	95%	1044118	80%
Thrissur	1274465	1096127	86%	1001437	79%
Wayanad	361152	354004	98%	298448	83%
Grand Total	13462633	12,907,518	96%	10,599,244	79%

*Among those who have taken first dose

TABLE 7. Age-Appropriate Group (15-17 Years) Coverage as on 29/03/2022 midnight

15-17 years Coverage as on 30/03/2022 at 12 AM					
District	Target	1st Dose Coverage	Percentage	2nd Dose Coverage	Percentage fully vaccinated
Alappuzha	80832	75699	94%	56496	70%
Ernakulam	172307	110051	64%	71135	41%
Idukki	51339	35066	68%	24320	47%
Kannur	97722	98524	101%	64668	66%
Kasaragod	60496	48296	80%	28385	47%
Kollam	105234	93808	89%	59587	57%
Kottayam	85400	63422	74%	39923	47%
Kozhikode	143028	104980	73%	49961	35%
Malappuram	241212	176270	73%	69136	29%
Palakkad	132742	112677	85%	72419	55%
Pathanamthitta	48854	38456	79%	26679	55%
Thiruvananthapuram	145238	97883	67%	55727	38%
Thrissur	123540	119592	97%	80564	65%
Wayanad	29245	34133	117%	19649	67%
Grand Total	1,517,189	1,208,857	79%	718,649	47%

Table 8: Age appropriate group (12-14 years) Coverage as on 29/03/2022 midnight

12-14 years Coverage as on 30/3/2022 at 12 AM				
District	1st Dose Coverage	Percentage	2nd Dose Coverage	Percentage fully vaccinated
Alappuzha	6256	14%	0	0%
Ernakulam	401	0%	0	0%
Idukki	854	3%	0	0%
Kannur	3902	4%	0	0%
Kasaragod	911	2%	0	0%
Kollam	753	1%	0	0%
Kottayam	492	1%	0	0%
Kozhikode	338	0%	0	0%
Malappuram	2560	2%	0	0%
Palakkad	13241	18%	0	0%
Pathanamthitta	699	2%	0	0%
Thiruvananthapuram	1211	1%	0	0%
Thrissur	5657	6%	0	0%
Wayanad	1765	6%	0	0%
Grand Total	39,040	4%	0	0%

TABLE9.State Summary (18+) as on 29/03/2022 midnight

State Summary (18+) 30-03-2022 at 12 AM							
District	Target	First Dose	Percentage	Second Dose	Percentage*	Precaution Dose	Percentage
Alappuzha	1704179	1604188	94%	1498869	88%	91968	44%
Ernakulam	2954098	3107105	105%	2655048	90%	115036	42%
Idukki	869082	896670	103%	754197	87%	24804	30%
Kannur	1913861	2004742	105%	1779466	93%	85569	40%
Kasaragod	992363	970130	98%	818175	82%	35675	35%
Kollam	2093511	2068099	99%	1802008	86%	86062	43%
Kottayam	1562022	1558070	100%	1379190	88%	77992	43%
Kozhikode	2499523	2508718	100%	2104519	84%	76689	32%
Malappuram	2988358	3134698	105%	2505649	84%	63681	33%
Palakkad	2140261	2153474	101%	1868012	87%	84182	44%
Pathanamthitta	1036488	1090559	105%	927221	89%	81799	45%
Thiruvananthapuram	2675400	2705747	101%	2357761	88%	134730	42%
Thrissur	2545664	2441447	96%	2269112	89%	117124	50%
Wayanad	659698	690386	105%	605967	92%	29942	34%
Grand Total	2,66,34,508	26,934,033	101%	23,325,194	87%	1,105,253	41%

*Revised target population (> 18 years) as per MOHFW is 2.67 crores

*As per letter from Additional Secretary MOHFW- D O No 2317579/2021/Imm dated 15/09/2021

TABLE 10. Achievement for the day 29/03/2022 midnight

Daily achievement 30-03-2022				
District	First Dose	Second Dose	Precaution dose	Total Doses Administered
Alappuzha	168	81	148	397
Ernakulam	139	156	213	508
Idukki	0	5	10	15
Kannur	3	39	63	105
Kasaragod	0	0	0	0
Kollam	21	170	234	425
Kottayam	2	8	28	38
Kozhikode	26	134	156	316
Malappuram	35	307	202	544
Palakkad	159	108	117	384
Pathanamthitta	1	2	8	11
Thiruvananthapuram	28	125	225	378
Thrissur	47	323	497	867
Wayanad	7	41	19	67
Grand Total	636	1499	1920	4055

** Vaccine stock details couldn't be downloaded from e-VIN portal as the portal is down.

TABLE11.COVID Vaccination related sites

support@cowin.gov.in https://www.cowin.gov.in/home https://dashboard.kerala.gov.in/ https://dhs.kerala.gov.in/https://aogyakeralam.gov.in/https://sha.kerala.gov.in/

TABLE10.COVID Vaccination related Helpline numbers

National/State/District	Line1	Line2	Line3
National Helpline	1075	+91 1123978046	0120 4473222
Disha	1056	04712552056	
StateCallCenter	04712309251	04712309252	04712309255
Thiruvananthapuram	9188610100	1077	
Kollam	04742797609	8589015556	
Pathanamthitta	04682222515	04682228220	
Alappuzha	04772239999		
Kottayam	04812565200	04812304800	04812581900
Idukki	18004255640	04862232220	04862233118
Ernakulam	9072303861		
Thrissur	9400066921	9400066922	9400066923
Palakkad	04912505264	04912505189	8943341439
Malappuram	04832733253	04832737858	04832733252
Kozhikode	7594001442		
Wayanad	04936202343	04936202375	9072510900
Kannur	04972700194		
Kasargod	9061076590	9061079244	9061078026