



**COVID-19 OUTBREAK CONTROL AND PREVENTION STATE
CELL HEALTH & FAMILY WELFARE DEPARTMENT
Govt of Kerala**

www.dhs.kerala.gov.in

controlroomdhskerala@gmail.com

Kerala HEALTH- COVID-19 DAILY VACCINATION BULLETIN

Date: 01/04/2022

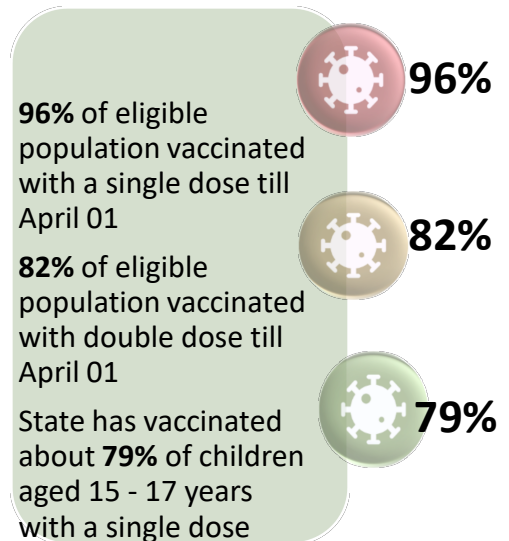
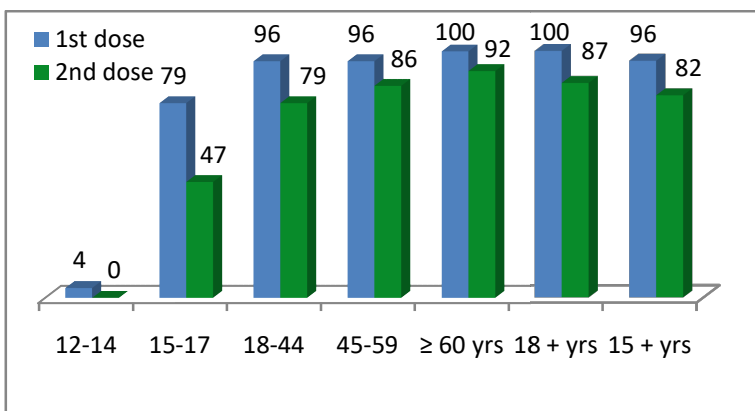
**OUR HEALTH OUR RESPONSIBILITY
VACCINE ADVISORY**

- *People who are vaccinated with Covid Vaccine are reported to have reduced Covid related ICU admissions, serious disease and death.*
- *Early vaccination is useful to safeguard our life from this deadly disease.*
- *Vaccination sessions are planned as per the availability of vaccine. All are requested to cooperate.*
- *After receiving the first dose, second dose of Covishield vaccine is to be taken between 12–16 weeks and second dose of Covaxin between 4-6 weeks.*
- *Covid vaccination is currently available to all above 15 years. Children in 15-18 age group will get Covaxin.*
- *Health Staffs, Frontline workers and people above 60 years with co-morbidities will get precaution dose after 9 months or 39 weeks from the second dose. The Same vaccine administered as first and second dose is to be taken as precaution dose. People above 60 years with co-morbidities should take medical advice before receiving precaution dose.*
- *Vaccination is available free of cost in all Government covid vaccination centers, and at a nominal rate (as per the Gol order F.No.2079203/2021/Immunization) in selected private Hospitals.*
- **ENSURE ALL YOUR ELIGIBLE FAMILY MEMBERS ARE PROTECTED BY RECEIVING ANY OF THE AVAILABLE COVID VACCINE.**
- **“BOTH COVAXIN AND COVISHIELD ARE EQUALLY EFFECTIVE AND SAFE”**
- **“BE FULLY PROTECTED – GET THE SECOND DOSE AT YOUR SCHEDULED TIME”**

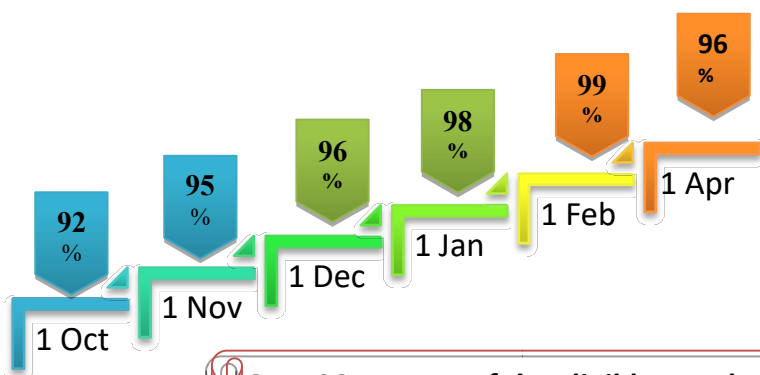
ANALYSIS

COVID-19 mass vaccinations are showing signs of preventing illness and steep decline in cases and hospital admissions in countries which done vaccination. Kerala started its vaccination for health care workers from January 16, 2021. The COVID-19 Vaccines Operational Guidelines issued by the Ministry of Health and Family Welfare, Govt. of India, 28th December 2020 and all subsequent Guidelines issued by Ministry of Health and Family Welfare, Govt of India are followed at the sites and all vaccination lanes

Summary of COVID Vaccine Administered as on 01-04-2022 midnight



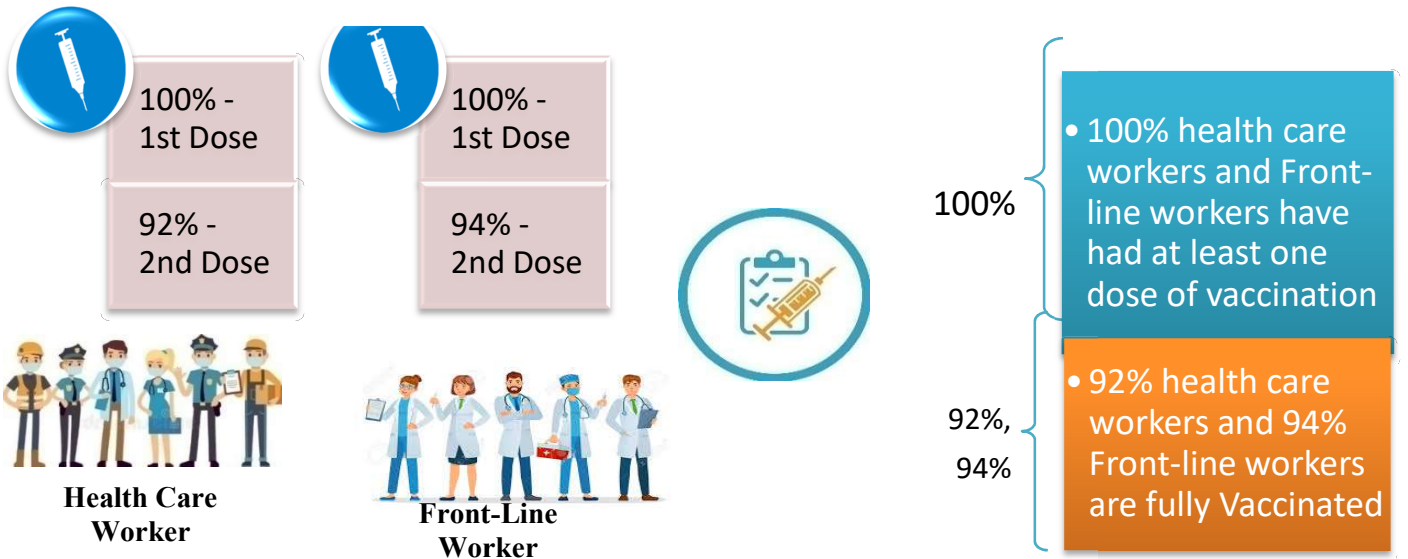
Time Line of Vaccination Coverage



Kerala began administration of COVID 19 Vaccines on 16th January, 2021. As of 01st April 2022, Kerala has administered over 53 million doses overall, including first and second doses of vaccines.


Over 96 per cent of the eligible population (15 + years) in Kerala has been administered the first dose of the Covid-19 vaccine. The state has achieved the target within 449 days since the beginning of the vaccination drive on January 16, 2021

Health Care Workers & Front-line Workers Vaccinated



Are You Vaccinated? You Still Need to Practice: SMS

- Even after vaccination, follow COVID appropriate behavior
- Practice Social Distancing and greet without physical contact
- Always wear clean face mask
- Wash your hands thoroughly and frequently or use hand sanitizer
- Follow the current COVID 19 guidelines to prevent further spread
- Stay Safe. Stay Strong. Get Vaccinated



Even After Getting Vaccinated Keep Taking Precautions to Protect Your Self



GET VACCINATED



WASH YOUR HANDS



WEAR A MASK



KEEP YOUR DISTANCE

The Race Towards Full Vaccination - Weekly Trend

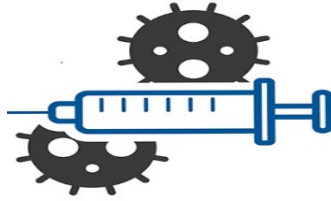
19th – 25th Mar, 2022

Kerala Administered over

.86 Lakh

COVID Vaccine Doses

in the last 7 days
(19th to 25th Mar)



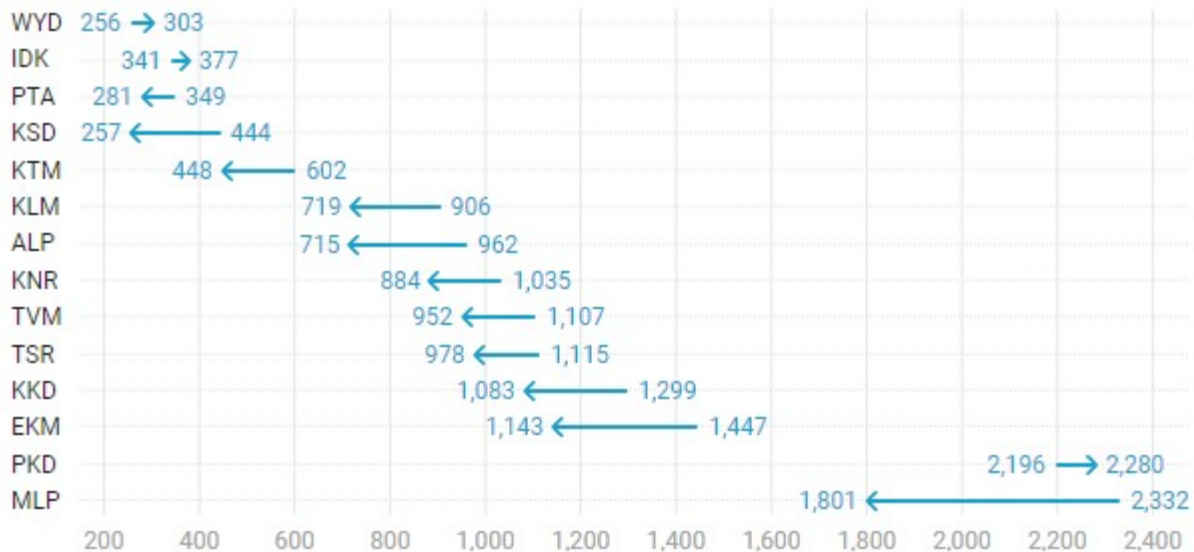
From 19th to 25th Mar, 2022 on average

0.12lakh doses were administered daily.

Average Doses Administered Per day per week (in 1000)



Trend in average per day vaccination for the last two weeks



Race Against Time – Vaccination Quarterly Status

(Q1:16th Jan-Mar, Q2: Apr-June, Q3: July-Sep, Q4: Oct - Dec)

Daily Average Doses Administered per Quarter

In the first Quarter, only 42201 first doses and 5324 second doses were administered daily on average. During the second, third and fourth quarters, the daily vaccination of the first and second doses increased significantly.



Vaccination Achievement per Quarter

In the third quarter of the immunization drive, 52% of the eligible population (18 + age) in Kerala were given the first dose and 29% the second dose.

Dose Progression

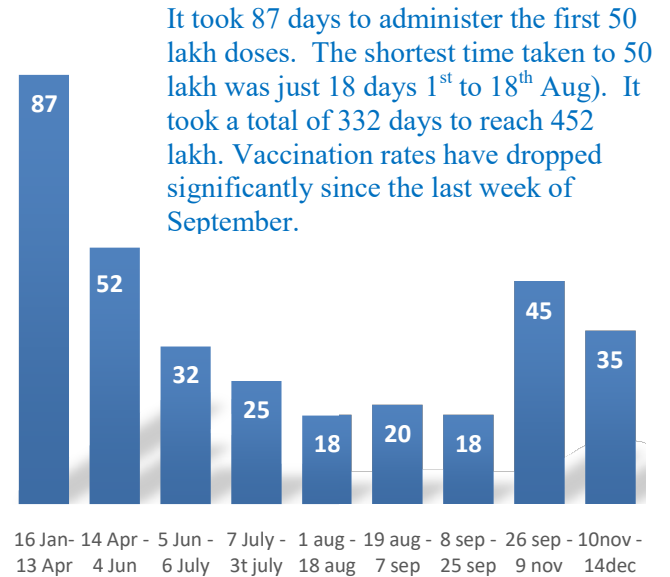
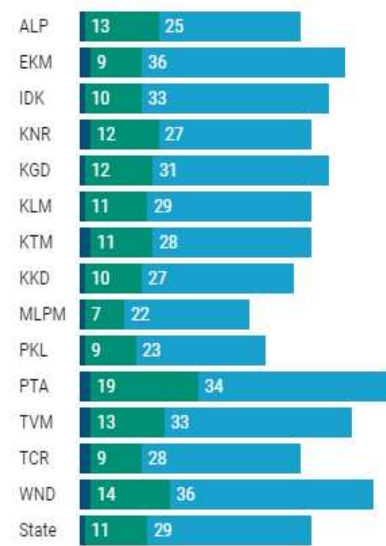
The chart shows the days taken for total COVID-19 Vaccination doses (both first and second) in Kerala to cross every 50 lakh dose mark

■ Q1 ■ Q2 ■ Q3

First Dose



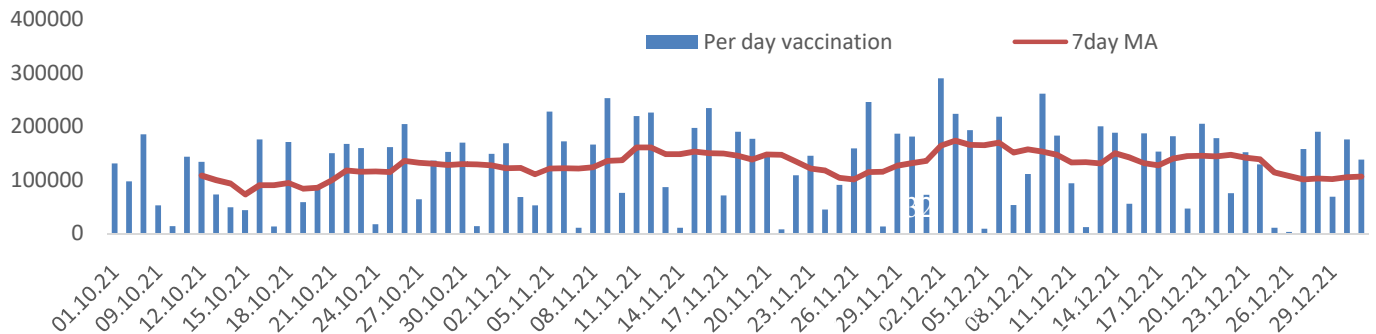
Second Dose



It took 87 days to administer the first 50 lakh doses. The shortest time taken to 50 lakh was just 18 days 1st to 18th Aug). It took a total of 332 days to reach 452 lakh. Vaccination rates have dropped significantly since the last week of September.

Vaccine Administered per Day and 7 days Moving Average in Last Quarter (Oct -Dec)

The seven-day moving average of daily doses in the last quarter showed a peak on December 2nd and continued to fluctuate thereafter



Important Message to the Public

- a. *Infection or infection rate is only a part and disease manifestation of disease is to be monitored*
- b. *Fatality among vaccinated people is very less. Disease severity among vaccinated people is less.*
- c. *People with comorbidity should be careful. Once detected covid positive they should get admitted and do not stay at home.*
- d. *Death among non-vaccinated people, especially people with comorbidity is because of late arrival in hospitals*
- e. *Diabetes and Hypertension together is the most common cause of patient death if they arrive late.*
- f. *Vaccinated people, only if symptomatic are advised to consult Doctor.*
- g. *Non Vaccinated people, if symptomatic, may do RTPCR test*
- h. *Antigen testing is only for emergency purpose*
- i. *Non vaccinated people with co-morbidities to do testing by RTPCR and consult doctor*
- j. *Repeat RTPCR is not needed among the people who are detected COVID positive in the previous 2 months*
- k. *All young person detected positive and at home isolation should do glucose test*

TABLE1.Total Vaccination done in the State as on 01/04/2022 midnight

State Summary (15+ years)-Total doses administered till 02/4/2022 at 12 AM								
District	Target	First Dose	Percent age	Second Dose	Percentage*	Precaution Dose	Percentage	Total doses administered
Alappuzha	1829568	1686461	92%	1556433	85%	100247	46%	3,343,141
Ernakulam	3217878	3218292	100%	2728854	85%	120900	42%	6,068,046
Idukki	950762	932672	98%	779054	82%	26097	30%	1,737,823
Kannur	2100307	2107516	100%	1846219	88%	90883	40%	4,044,618
Kasaragod	1092141	1019411	93%	847032	78%	36169	35%	1,902,612
Kollam	2268371	2162979	95%	1863624	82%	91159	41%	4,117,762
Kottayam	1704500	1622157	95%	1420212	83%	83190	43%	3,125,559
Kozhikode	2746273	2614343	95%	2156596	79%	79936	32%	4,850,875
Malappuram	3386535	3314027	98%	2579209	76%	66765	33%	5,960,001
Palakkad	2349082	2280257	97%	1943528	83%	89353	45%	4,313,138
Pathanamthitta	1118564	1129931	101%	954666	85%	88011	46%	2,172,608
Thiruvananthapuram	2914006	2805155	96%	2415235	83%	136072	39%	5,356,462
Thrissur	2767777	2567346	93%	2352423	85%	126595	50%	5,046,364
Wayanad	716933	726432	101%	626041	87%	30538	34%	1,383,011
Grand Total	29,162,697	28,186,979	96%	24,069,126	82%	1,165,915	41%	53,422,020

TABLE2.Covid-19 Vaccination Center Functional in the State as on 01/04/2022 midnight

DISTRICTS	12+	15+	18+	Total
Alappuzha	84	0	2	86
Ernakulam	7	17	53	77
Idukki	0	8	14	22
Kannur	4	5	33	42
Kasaragod	0	0	5	5
Kollam	2	27	33	62
Kottayam	0	1	86	87
Kozhikode	0	2	101	103
Malappuram	10	21	39	70
Palakkad	9	12	35	56
Pathanamthitta	48	61	67	176
Thiruvananthapuram	0	6	14	20
Thrissur	79	31	130	240
Wayanad	12	14	8	34
GrandTotal	255	205	620	1080

TABLE3. Health Care Workers Coverage as on 01/04/2022 midnight

DISTRICT	1st DOSE	2nd Dose	% fully vaccinated	Precaution dose	Precaution dose (%) *
Alappuzha	29022	27211	94%	12368	53%
Ernakulam	85565	75734	89%	29173	44%
Idukki	13554	12993	96%	5333	48%
Kannur	40388	37499	93%	17008	51%
Kasaragod	11610	10805	93%	4474	49%
Kollam	36035	33782	94%	13694	49%
Kottayam	38706	36270	94%	15445	50%
Kozhikode	52734	47914	91%	16499	41%
Malappuram	44832	41963	94%	16011	48%
Palakkad	34674	31990	92%	14528	53%
Pathanamthitta	29336	25059	85%	10699	49%
Thiruvananthapuram	73421	66317	90%	24444	44%
Thrissur	51909	49159	95%	24694	58%
Wayanad	13978	13279	95%	6062	51%
Grand Total	555764	509975	92%	210432	49%

1st Dose coverage for HCW is 100%

*Proportion of beneficiaries who are eligible (completed 9 months after 2nd dose)

TABLE4. Frontline workers Coverage as on 01/04/2022 midnight

DISTRICT	1st dose	2nd Dose	% fully vaccinated	Precaution dose	Precaution dose(%) *
Alappuzha	39127	36724	94%	11811	38%
Ernakulam	54934	50303	92%	16623	40%
Idukki	22993	21319	93%	4771	29%
Kannur	41381	39944	97%	10907	32%
Kasaragod	24615	22453	91%	5727	31%
Kollam	42235	38791	92%	9036	31%
Kottayam	32139	30584	95%	9900	38%
Kozhikode	55272	52528	95%	7832	18%
Malappuram	53913	51236	95%	11333	28%
Palakkad	48096	45503	95%	14259	37%
Pathanamthitta	25249	22510	89%	6125	32%
Thiruvananthapuram	72995	67552	93%	17970	36%
Thrissur	41904	40719	97%	15811	47%
Wayanad	17021	16084	94%	3745	27%
Grand Total	571874	536250	94%	145850	33%

1st Dose coverage for FLW is 100%

*Proportion of beneficiaries who are eligible (completed 9 months after 2nd dose)

TABLE5.Age-Appropriate Group (45-59 Years) Coverage as on 01/04/2022 midnight

Table 5: Age appropriate group (45-59 years) coverage					
45-59 years Coverage as on 02/04/2022 at 12 AM					
District	Target	1st Dose Coverage	Percentage	2nd Dose Coverage	Percentage fully vaccinated
Alappuzha	535436	438733	82%	414122	77%
Ernakulam	809349	783303	97%	700194	87%
Idukki	237564	246903	104%	218488	92%
Kannur	527295	515597	98%	478051	91%
Kasaragod	253027	252092	100%	223344	88%
Kollam	541201	559774	103%	500054	92%
Kottayam	478470	413989	87%	372890	78%
Kozhikode	658949	654402	99%	578826	88%
Malappuram	733338	722552	99%	624790	85%
Palakkad	614226	546975	89%	496987	81%
Pathanamthitta	264372	281664	107%	251004	95%
Thiruvananthapuram	735836	681264	93%	610853	83%
Thrissur	689418	663701	96%	622366	90%
Wayanad	170537	177109	104%	164050	96%
Grand Total	7249018	6,938,058	96%	6,256,019	86%

TABLE6.Age-Appropriate Group (≥60 Years) Coverage as on 01/04/2022 midnight

Table 6: Age appropriate group (≥ 60 years) coverage							
≥ 60 years Coverage as on 02/04/2022 at 12 AM							
District	Target	1st Dose Coverage	Percentage	2nd Dose Coverage	Percentage fully vaccinated	Precaution dose	%
Alappuzha	424565	428762	101%	399100	94%	76068	46%
Ernakulam	673885	675977	100%	618950	92%	75104	41%
Idukki	193981	194510	100%	172549	89%	15993	26%
Kannur	438602	444315	101%	411399	94%	62968	39%
Kasaragod	182460	181644	100%	159964	88%	25968	34%
Kollam	497558	499307	100%	453307	91%	68429	41%
Kottayam	418008	419467	100%	382707	92%	57845	43%
Kozhikode	526896	528910	100%	478452	91%	55605	34%
Malappuram	477642	487930	102%	432997	91%	39421	31%
Palakkad	437708	439638	100%	400355	91%	60566	46%
Pathanamthitta	311297	312022	100%	279895	90%	71187	47%
Thiruvananthapuram	630465	632676	100%	569051	90%	93658	39%
Thrissur	581781	587853	101%	556108	96%	86090	49%
Wayanad	128009	128277	100%	114172	89%	20731	32%
Grand Total	5922857	5,961,288	101%	5,429,006	92%	809,633	40%

TABLE 6. Age-Appropriate Group (18-44 Years) Coverage as on 01/04/2022 midnight

18-44 years Coverage as on 02/04/2022 at 12 AM					
District	Target	First Dose		2nd Dose Coverage	Percentage fully vaccinated*
		1st Dose Coverage	Percentage		
Alappuzha	744178	668649	90%	622716	84%
Ernakulam	1470864	1507574	102%	1212006	82%
Idukki	437537	418762	96%	329277	75%
Kannur	947964	963268	102%	814465	86%
Kasaragod	556876	500241	90%	402065	72%
Kollam	1054752	930901	88%	777646	74%
Kottayam	665544	653905	98%	557764	84%
Kozhikode	1313678	1217664	93%	948753	72%
Malappuram	1777378	1825841	103%	1358629	76%
Palakkad	1088327	1084317	100%	895945	82%
Pathanamthitta	460819	442364	96%	349347	76%
Thiruvananthapuram	1309099	1245512	95%	1044795	80%
Thrissur	1274465	1096234	86%	1003167	79%
Wayanad	361152	354049	98%	298678	83%
Grand Total	13462633	12,909,281	96%	10,615,253	79%

*Among those who have taken first dose

TABLE 7. Age-Appropriate Group (15-17 Years) Coverage as on 01/04/2022 midnight

15-17 years Coverage as on 02/04/2022 at 12 AM					
District	Target	1st Dose Coverage	Percentage	2nd Dose Coverage	Percentage fully vaccinated
Alappuzha	80832	75709	94%	56560	70%
Ernakulam	172307	110118	64%	71667	42%
Idukki	51339	35085	68%	24428	48%
Kannur	97722	98547	101%	64861	66%
Kasaragod	60496	48298	80%	28401	47%
Kollam	105234	93877	89%	60044	57%
Kottayam	85400	63439	74%	39997	47%
Kozhikode	143028	105003	73%	50123	35%
Malappuram	241212	176321	73%	69594	29%
Palakkad	132742	112732	85%	72748	55%
Pathanamthitta	48854	38484	79%	26851	55%
Thiruvananthapuram	145238	98076	68%	56667	39%
Thrissur	123540	119640	97%	80904	65%
Wayanad	29245	34151	117%	19778	68%
Grand Total	1,517,189	1,209,480	79%	722,623	47%

Table 8: Age appropriate group (12-14 years) Coverage as on 01/04/2022 midnight

12-14 years Coverage as on 02/4/2022 at 12 AM				
District	1st Dose Coverage	Percentage	2nd Dose Coverage	Percentage fully vaccinated
Alappuzha	6459	15%	0	0%
Ernakulam	821	1%	0	0%
Idukki	865	3%	0	0%
Kannur	4020	5%	0	0%
Kasaragod	911	2%	0	0%
Kollam	850	1%	0	0%
Kottayam	512	1%	0	0%
Kozhikode	358	0%	0	0%
Malappuram	2638	2%	0	0%
Palakkad	13825	18%	0	0%
Pathanamthitta	812	2%	0	0%
Thiruvananthapuram	1211	1%	0	0%
Thrissur	6105	6%	0	0%
Wayanad	1847	7%	0	0%
Grand Total	41,234	4%	0	0%

TABLE9.State Summary (18+) as on 01/04/2022 midnight

State Summary (18+) 02-04-2022 at 12 AM							
District	Target	First Dose	Percentage	Second Dose	Percentage*	Precaution Dose	Percentage
Alappuzha	1704179	1604293	94%	1499873	88%	100247	46%
Ernakulam	2954098	3107353	105%	2657187	90%	120900	42%
Idukki	869082	896722	103%	754626	87%	26097	30%
Kannur	1913861	2004949	105%	1781358	93%	90883	40%
Kasaragod	992363	970202	98%	818631	82%	36169	35%
Kollam	2093511	2068252	99%	1803580	86%	91159	41%
Kottayam	1562022	1558206	100%	1380215	88%	83190	43%
Kozhikode	2499523	2508982	100%	2106473	84%	79936	32%
Malappuram	2988358	3135068	105%	2509615	84%	66765	33%
Palakkad	2140261	2153700	101%	1870780	87%	89353	45%
Pathanamthitta	1036488	1090635	105%	927815	90%	88011	46%
Thiruvananthapuram	2675400	2705868	101%	2358568	88%	136072	39%
Thrissur	2545664	2441601	96%	2271519	89%	126595	50%
Wayanad	659698	690434	105%	606263	92%	30538	34%
Grand Total	2,66,34,508	26,936,265	101%	23,346,503	87%	1,165,915	41%

*Revised target population (> 18 years) as per MOHFW is 2.67 crores

*As per letter from Additional Secretary MOHFW- D O No 2317579/2021/Imm dated 15/09/2021

TABLE 10. Achievement for the day 01/04/2022 midnight

Daily achievement 02-04-2022				
District	First Dose	Second Dose	Precaution dose	Total Doses Administered
Alappuzha	207	96	346	649
Ernakulam	302	1089	2085	3476
Idukki	35	209	350	594
Kannur	211	930	2599	3740
Kasaragod	0	3	18	21
Kollam	152	1031	2639	3822
Kottayam	47	364	1765	2176
Kozhikode	136	1100	1360	2596
Malappuram	153	1487	950	2590
Palakkad	547	1381	1987	3915
Pathanamthitta	94	333	2758	3185
Thiruvananthapuram	29	157	419	605
Thrissur	481	1411	3952	5844
Wayanad	24	177	146	347
Grand Total	2418	9768	21374	33560

** Vaccine stock details couldn't be downloaded from e-VIN portal as the portal is down.

TABLE11.COVID Vaccination related sites

support@cowin.gov.in https://www.cowin.gov.in/home https://dashboard.kerala.gov.in/ https://dhs.kerala.gov.in/https://aogyakeralam.gov.in/https://sha.kerala.gov.in/

TABLE10.COVID Vaccination related Helpline numbers

National/State/District	Line1	Line2	Line3
National Helpline	1075	+91 1123978046	0120 4473222
Disha	1056	04712552056	
StateCallCenter	04712309251	04712309252	04712309255
Thiruvananthapuram	9188610100	1077	
Kollam	04742797609	8589015556	
Pathanamthitta	04682222515	04682228220	
Alappuzha	04772239999		
Kottayam	04812565200	04812304800	04812581900
Idukki	18004255640	04862232220	04862233118
Ernakulam	9072303861		
Thrissur	9400066921	9400066922	9400066923
Palakkad	04912505264	04912505189	8943341439
Malappuram	04832733253	04832737858	04832733252
Kozhikode	7594001442		
Wayanad	04936202343	04936202375	9072510900
Kannur	04972700194		
Kasargod	9061076590	9061079244	9061078026