



[www.health.kerala.gov.in](http://www.health.kerala.gov.in)

**COVID-19 OUTBREAK CONTROL AND PREVENTION STATE CELL  
HEALTH & FAMILY WELFARE DEPARTMENT**

[www.dbs.kerala.gov.in](http://www.dbs.kerala.gov.in)

[controlroomdhskerala@gmail.com](mailto:controlroomdhskerala@gmail.com)

**KeralaHEALTH-COVID-19 DAILY VACCINATION BULLETIN**

**Date: 03/04/2022**

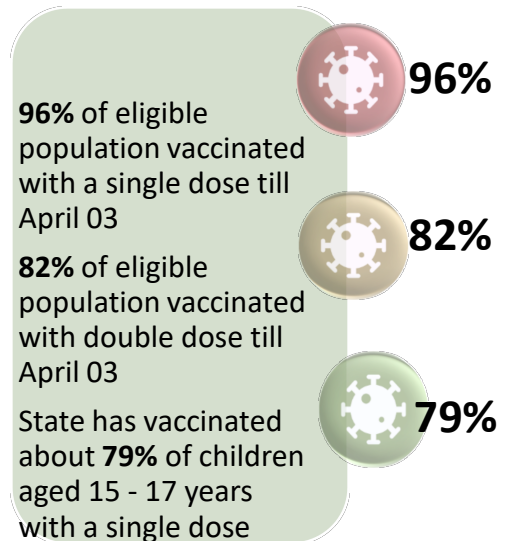
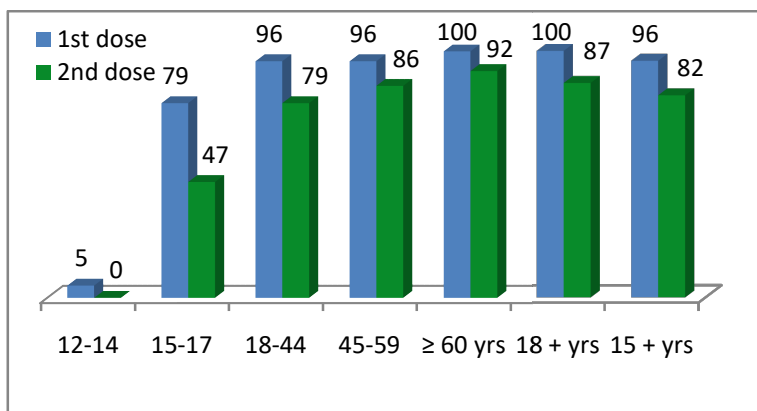
**OUR HEALTH OUR RESPONSIBILITY  
VACCINE ADVISORY**

- *People who are vaccinated with Covid Vaccine are reported to have reduced Covid related ICU admissions, serious disease and death.*
- *Early vaccination is useful to safeguard our life from this deadly disease.*
- *Vaccination sessions are planned as per the availability of vaccine. All are requested to cooperate.*
- *After receiving the first dose, second dose of Covishield vaccine is to be taken between 12–16weeks and second dose of Covaxin between 4-6 weeks.*
- *Covid vaccination is currently available to all above 15 years. Children in 15-18 age group will get Covaxin.*
- *Health Staffs, Frontline workers and people above 60 years with co-morbidities will get precaution dose after 9 months or 39 weeks from the second dose. The Same vaccine administered as first and second dose is to be taken as precaution dose. People above 60 years with co-morbidities should take medical advice before receiving precaution dose.*
- *Vaccination is available free of cost in all Government covid vaccination centers, and at a nominal rate (as per the Gol order F.No.2079203/2021/Immunization) in selected private Hospitals.*
- **ENSURE ALL YOUR ELIGIBLE FAMILY MEMBERS ARE PROTECTED BY RECEIVING ANY OF THE AVAILABLE COVID VACCINE.**
- **“BOTH COVAXIN AND COVISHIELD ARE EQUALLY EFFECTIVE AND SAFE”**
- **“BE FULLY PROTECTED – GET THE SECOND DOSE AT YOUR SCHEDULED TIME”**

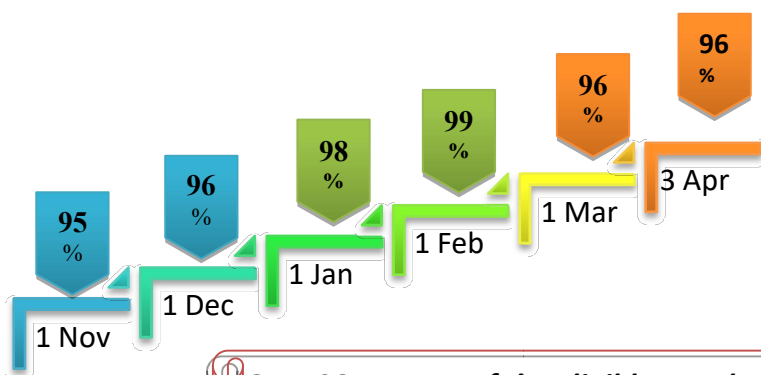
## ANALYSIS

COVID-19 mass vaccinations are showing signs of preventing illness and steep decline in cases and hospital admissions in countries which done vaccination. Kerala started its vaccination for health care workers from January 16, 2021. The COVID-19 Vaccines Operational Guidelines issued by the Ministry of Health and Family Welfare, Govt. of India, 28th December 2020 and all subsequent Guidelines issued by Ministry of Health and Family Welfare, Govt of India are followed at the sites and all vaccination lanes

### Summary of COVID Vaccine Administered as on 03-04-2022 midnight



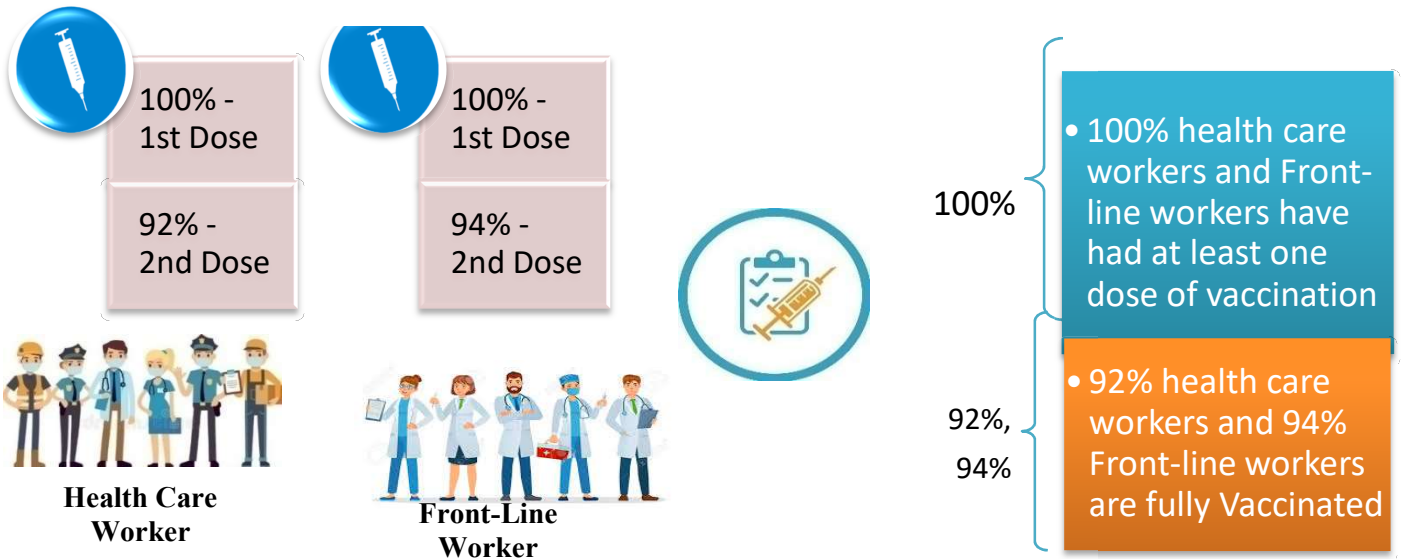
### Time Line of Vaccination Coverage



Kerala began administration of COVID 19 Vaccines on 16<sup>th</sup> January, 2021. As of 03<sup>rd</sup> April 2022, Kerala has administered over 53 million doses overall, including first and second doses of vaccines.


**Over 96 per cent of the eligible population (15 + years) in Kerala has been administered the first dose of the Covid-19 vaccine. The state has achieved the target within 451 days since the beginning of the vaccination drive on January 16, 2021**

# Health Care Workers & Front-line Workers Vaccinated



## Are You Vaccinated? You Still Need to Practice: SMS

- Even after vaccination, follow COVID appropriate behavior
- Practice Social Distancing and greet without physical contact
- Always wear clean face mask
- Wash your hands thoroughly and frequently or use hand sanitizer
- Follow the current COVID 19 guidelines to prevent further spread
- Stay Safe. Stay Strong. Get Vaccinated



Even After Getting Vaccinated Keep Taking Precautions to Protect Your Self



**GET VACCINATED**



**WASH YOUR HANDS**



**WEAR A MASK**



**KEEP YOUR DISTANCE**

# The Race Towards Full Vaccination - Weekly Trend

26<sup>th</sup> March – 1<sup>st</sup> April, 2022

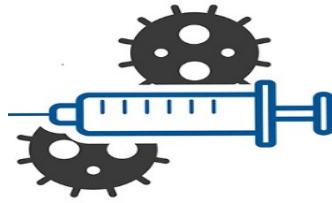
Kerala Administered over

# .35 Lakh

COVID Vaccine Doses

in the last 7 days

(26<sup>th</sup> March – 1<sup>st</sup> April, 2022)



From 26<sup>th</sup> March to 1<sup>st</sup> April, 2022  
on average

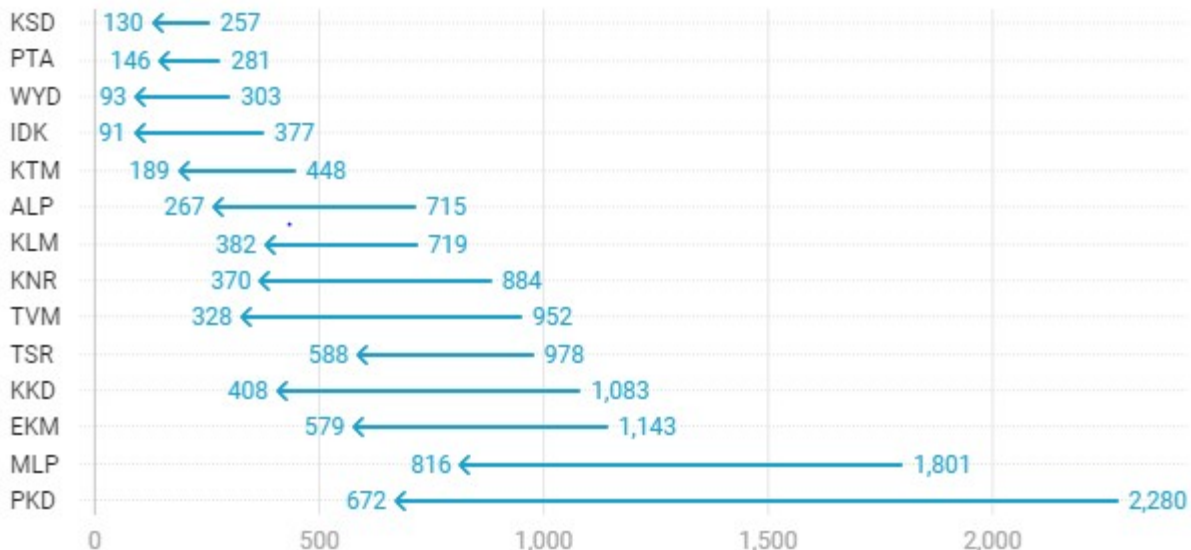
# 0.06 lakh

 doses were administered daily.

Average Doses Administered Per day per week (in 1000)



Trend in average per day vaccination for the last two weeks

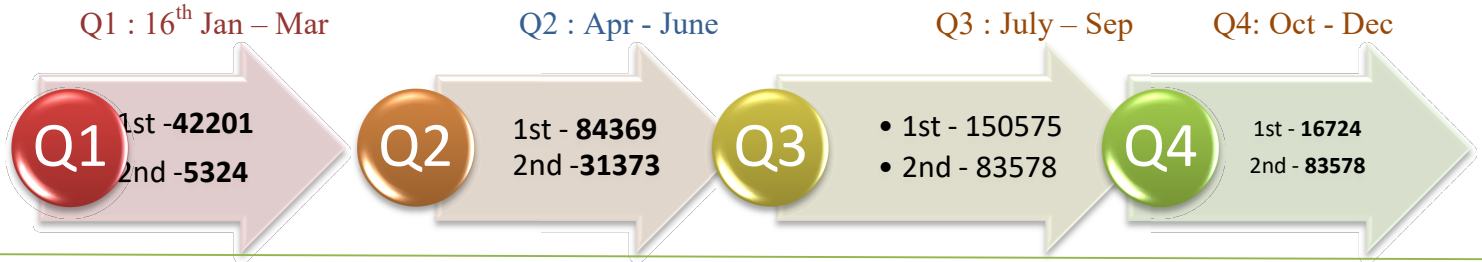


# Race Against Time – Vaccination Quarterly Status

(Q1: 16<sup>th</sup> Jan-Mar, Q2: Apr-June, Q3: July-Sep, Q4: Oct-Dec)

## Daily Average Doses Administered per Quarter

In the first Quarter, only 42201 first doses and 5324 second doses were administered daily on average. During the second, third and fourth quarters, the daily vaccination of the first and second doses increased significantly.



## Vaccination Achievement per Quarter

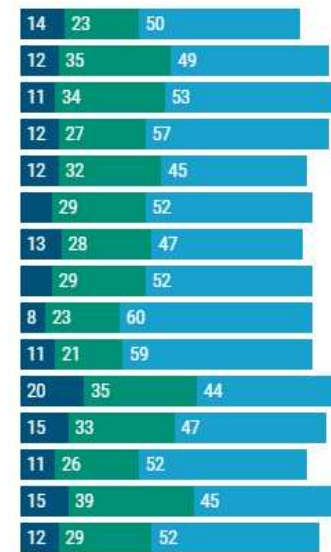
In the third quarter of the immunization drive, 52% of the eligible population (18 + age) in Kerala were given the first dose and 29% the second dose.

## Dose Progression

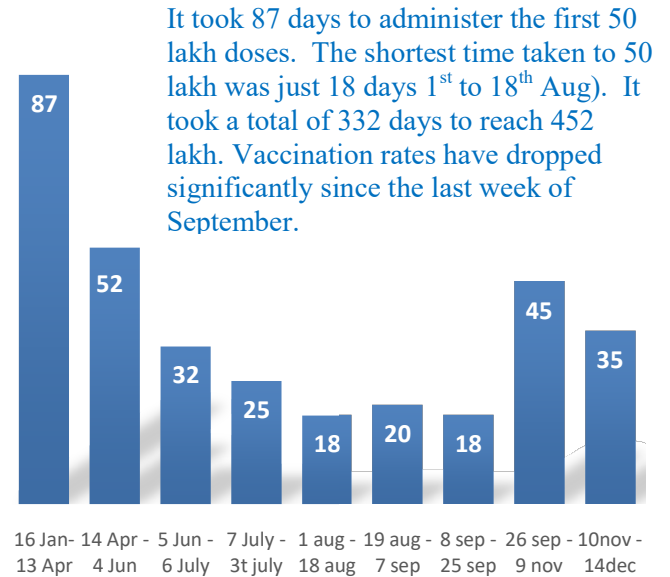
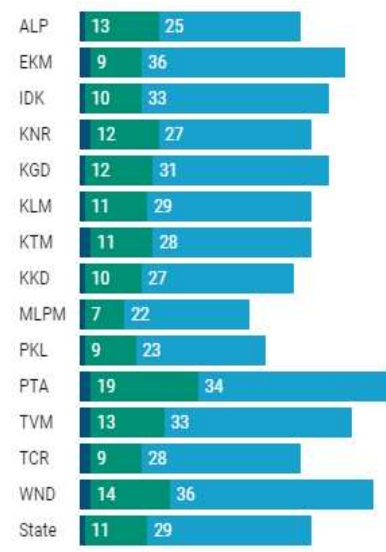
The chart shows the days taken for total COVID-19 Vaccination doses (both first and second) in Kerala to cross every 50 lakh dose mark.

■ Q1 ■ Q2 ■ Q3

### First Dose



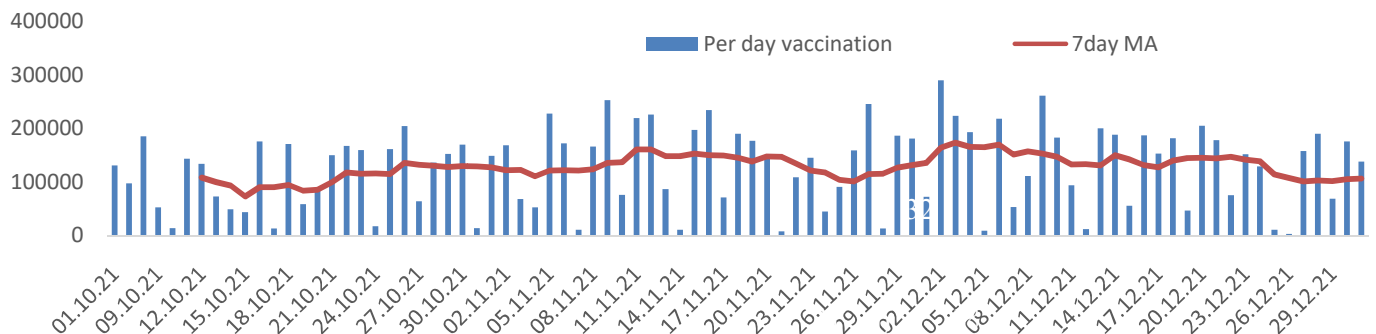
### Second Dose



It took 87 days to administer the first 50 lakh doses. The shortest time taken to 50 lakh was just 18 days 1<sup>st</sup> to 18<sup>th</sup> Aug). It took a total of 332 days to reach 452 lakh. Vaccination rates have dropped significantly since the last week of September.

## Vaccine Administered per Day and 7 days Moving Average in Last Quarter (Oct -Dec)

The seven-day moving average of daily doses in the last quarter showed a peak on December 2<sup>nd</sup> and continued to fluctuate thereafter.



## Important Message to the Public

- a. *Infection or infection rate is only a part and disease manifestation of disease is to be monitored*
- b. *Fatality among vaccinated people is very less. Disease severity among vaccinated people is less.*
- c. *People with comorbidity should be careful. Once detected covid positive they should get admitted and do not stay at home.*
- d. *Death among non-vaccinated people, especially people with comorbidity is because of late arrival in hospitals*
- e. *Diabetes and Hypertension together is the most common cause of patient death if they arrive late.*
- f. *Vaccinated people, only if symptomatic are advised to consult Doctor.*
- g. *Non Vaccinated people, if symptomatic, may do RTPCR test*
- h. *Antigen testing is only for emergency purpose*
- i. *Non vaccinated people with co-morbidities to do testing by RTPCR and consult doctor*
- j. *Repeat RTPCR is not needed among the people who are detected COVID positive in the previous 2 months*
- k. *All young person detected positive and at home isolation should do glucose test*

TABLE1.Total Vaccination done in the State as on 03/04/2022 midnight

State Summary (15+ years)-Total doses administered till 04/4/2022 at 12 AM								
District	Target	First Dose	Percent age	Second Dose	Percentage*	Precaution Dose	Percentage	Total doses administered
Alappuzha	1829568	1686707	92%	1557002	85%	100943	45%	3,344,652
Ernakulam	3217878	3219194	100%	2729595	85%	121887	41%	6,070,676
Idukki	950762	932878	98%	779177	82%	26266	29%	1,738,321
Kannur	2100307	2108140	100%	1847072	88%	93171	39%	4,048,383
Kasaragod	1092141	1019804	93%	847254	78%	36327	34%	1,903,385
Kollam	2268371	2165113	95%	1863835	82%	91487	40%	4,120,435
Kottayam	1704500	1622232	95%	1420786	83%	84201	44%	3,127,219
Kozhikode	2746273	2614616	95%	2157927	79%	80672	32%	4,853,215
Malappuram	3386535	3314495	98%	2580262	76%	67280	33%	5,962,037
Palakkad	2349082	2281516	97%	1944106	83%	89764	44%	4,315,386
Pathanamthitta	1118564	1130650	101%	954780	85%	88663	46%	2,174,093
Thiruvananthapuram	2914006	2806754	96%	2415321	83%	136309	39%	5,358,384
Thrissur	2767777	2567678	93%	2352526	85%	126940	49%	5,047,144
Wayanad	716933	726876	101%	626273	87%	30730	34%	1,383,879
<b>Grand Total</b>	<b>29,162,697</b>	<b>28,196,653</b>	<b>96%</b>	<b>24,075,916</b>	<b>82%</b>	<b>1,174,640</b>	<b>40%</b>	<b>53,447,209</b>

TABLE2.Covid-19 Vaccination Center Functional in the State as on 03/04/2022 midnight

DISTRICTS	12+	15+	18+	Total
Alappuzha	0	0	1	1
Ernakulam	0	2	7	9
Idukki	0	0	0	0
Kannur	0	0	2	2
Kasaragod	0	0	0	0
Kollam	0	0	3	3
Kottayam	0	0	1	1
Kozhikode	0	0	3	3
Malappuram	0	0	1	1
Palakkad	0	0	5	5
Pathanamthitta	0	0	3	3
Thiruvananthapuram	0	0	6	6
Thrissur	0	1	8	9
Wayanad	0	0	0	0
<b>GrandTotal</b>	<b>0</b>	<b>3</b>	<b>40</b>	<b>43</b>

TABLE3. Health Care Workers Coverage as on 03/04/2022 midnight

<b>DISTRICT</b>	<b>1st DOSE</b>	<b>2nd Dose</b>	<b>% fully vaccinated</b>	<b>Precaution dose</b>	<b>Precaution dose (%) *</b>
<b>Alappuzha</b>	29022	27211	94%	12380	53%
<b>Ernakulam</b>	85565	75734	89%	29199	44%
<b>Idukki</b>	13554	12994	96%	5344	48%
<b>Kannur</b>	40388	37499	93%	17030	51%
<b>Kasaragod</b>	11610	10805	93%	4478	49%
<b>Kollam</b>	36035	33782	94%	13728	49%
<b>Kottayam</b>	38706	36270	94%	15491	50%
<b>Kozhikode</b>	52734	47915	91%	16524	41%
<b>Malappuram</b>	44832	41963	94%	16026	48%
<b>Palakkad</b>	34674	31990	92%	14537	53%
<b>Pathanamthitta</b>	29336	25059	85%	10716	49%
<b>Thiruvananthapuram</b>	73421	66320	90%	24493	45%
<b>Thrissur</b>	51909	49160	95%	24714	58%
<b>Wayanad</b>	13978	13279	95%	6081	51%
<b>Grand Total</b>	<b>555764</b>	<b>509981</b>	<b>92%</b>	<b>210741</b>	<b>49%</b>

1st Dose coverage for HCW is 100%

\*Proportion of beneficiaries who are eligible ( completed 9 months after 2nd dose )

TABLE4. Frontline workers Coverage as on 03/04/2022 midnight

<b>DISTRICT</b>	<b>1st dose</b>	<b>2nd Dose</b>	<b>% fully vaccinated</b>	<b>Precaution dose</b>	<b>Precaution dose(%) *</b>
<b>Alappuzha</b>	39127	36726	94%	11823	38%
<b>Ernakulam</b>	54934	50305	92%	16630	40%
<b>Idukki</b>	22993	21319	93%	4772	29%
<b>Kannur</b>	41381	39944	97%	10931	32%
<b>Kasaragod</b>	24615	22454	91%	5731	30%
<b>Kollam</b>	42235	38791	92%	9039	30%
<b>Kottayam</b>	32139	30586	95%	9920	38%
<b>Kozhikode</b>	55272	52529	95%	7846	18%
<b>Malappuram</b>	53913	51237	95%	11351	28%
<b>Palakkad</b>	48096	45503	95%	14272	37%
<b>Pathanamthitta</b>	25249	22510	89%	6135	32%
<b>Thiruvananthapuram</b>	72995	67552	93%	17975	36%
<b>Thrissur</b>	41904	40719	97%	15813	47%
<b>Wayanad</b>	17021	16085	95%	3748	27%
<b>Grand Total</b>	<b>571874</b>	<b>536260</b>	<b>94%</b>	<b>145986</b>	<b>33%</b>

1st Dose coverage for FLW is 100%

\*Proportion of beneficiaries who are eligible ( completed 9 months after 2nd dose )



TABLE5.Age-Appropriate Group (45-59 Years) Coverage as on 03/04/2022 midnight

<b>Table 5: Age appropriate group (45-59 years) coverage</b>					
<b>45-59 years Coverage as on 04/04/2022 at 12 AM</b>					
<b>District</b>	<b>Target</b>	<b>1st Dose Coverage</b>	<b>Percentage</b>	<b>2nd Dose Coverage</b>	<b>Percentage fully vaccinated</b>
Alappuzha	535436	438733	82%	414133	77%
Ernakulam	809349	783312	97%	700252	87%
Idukki	237564	246904	104%	218504	92%
Kannur	527295	515612	98%	478128	91%
Kasaragod	253027	252094	100%	223360	88%
Kollam	541201	559779	103%	500078	92%
Kottayam	478470	413990	87%	372949	78%
Kozhikode	658949	654416	99%	578902	88%
Malappuram	733338	722558	99%	624904	85%
Palakkad	614226	546982	89%	497029	81%
Pathanamthitta	264372	281680	107%	251012	95%
Thiruvananthapuram	735836	681268	93%	610862	83%
Thrissur	689418	663702	96%	622373	90%
Wayanad	170537	177111	104%	164063	96%
<b>Grand Total</b>	<b>7249018</b>	<b>6,938,141</b>	<b>96%</b>	<b>6,256,549</b>	<b>86%</b>

TABLE6.Age-Appropriate Group (≥60 Years) Coverage as on 03/04/2022midnight

<b>Table 6: Age appropriate group (≥ 60 years) coverage</b>							
<b>≥ 60 years Coverage as on 04/04/2022 at 12 AM</b>							
<b>District</b>	<b>Target</b>	<b>1st Dose Coverage</b>	<b>Percentage</b>	<b>2nd Dose Coverage</b>	<b>Percentage fully vaccinated</b>	<b>Precaution dose</b>	<b>%</b>
Alappuzha	424565	428764	101%	399111	94%	76740	45%
Ernakulam	673885	675980	100%	618971	92%	76058	40%
Idukki	193981	194513	100%	172557	89%	16150	26%
Kannur	438602	444326	101%	411450	94%	65210	38%
Kasaragod	182460	181644	100%	159970	88%	26118	34%
Kollam	497558	499309	100%	453318	91%	68720	41%
Kottayam	418008	419472	100%	382780	92%	58790	43%
Kozhikode	526896	528915	100%	478510	91%	56302	33%
Malappuram	477642	487934	102%	433039	91%	39903	31%
Palakkad	437708	439640	100%	400405	91%	60955	44%
Pathanamthitta	311297	312045	100%	279904	90%	71812	47%
Thiruvananthapuram	630465	632678	100%	569062	90%	93841	39%
Thrissur	581781	587854	101%	556117	96%	86413	47%
Wayanad	128009	128280	100%	114183	89%	20901	32%
<b>Grand Total</b>	<b>5922857</b>	<b>5,961,354</b>	<b>101%</b>	<b>5,429,377</b>	<b>92%</b>	<b>817,913</b>	<b>40%</b>

TABLE 6. Age-Appropriate Group (18-44 Years) Coverage as on 03/04/2022 midnight

18-44 years Coverage as on 03/04/2022 at 12 AM					
District	Target	First Dose		2nd Dose Coverage	Percentage fully vaccinated*
		1st Dose Coverage	Percentage		
Alappuzha	744178	668673	90%	622929	84%
Ernakulam	1470864	1507628	102%	1212374	82%
Idukki	437537	418770	96%	329348	75%
Kannur	947964	963338	102%	814932	86%
Kasaragod	556876	500264	90%	402191	72%
Kollam	1054752	930916	88%	777755	74%
Kottayam	665544	653939	98%	558048	84%
Kozhikode	1313678	1217757	93%	949380	72%
Malappuram	1777378	1825900	103%	1359354	76%
Palakkad	1088327	1084343	100%	896215	82%
Pathanamthitta	460819	442406	96%	349419	76%
Thiruvananthapuram	1309099	1245527	95%	1044851	80%
Thrissur	1274465	1096243	86%	1003234	79%
Wayanad	361152	354067	98%	298821	83%
<b>Grand Total</b>	<b>13462633</b>	<b>12,909,771</b>	<b>96%</b>	<b>10,618,851</b>	<b>79%</b>

\*Among those who have taken first dose

TABLE 7. Age-Appropriate Group (15-17 Years) Coverage as on 03/04/2022 midnight

15-17 years Coverage as on 04/04/2022 at 12 AM					
District	Target	1st Dose Coverage	Percentage	2nd Dose Coverage	Percentage fully vaccinated
Alappuzha	80832	75769	94%	56892	70%
Ernakulam	172307	110191	64%	71959	42%
Idukki	51339	35090	68%	24455	48%
Kannur	97722	98591	101%	65119	67%
Kasaragod	60496	48313	80%	28474	47%
Kollam	105234	93887	89%	60111	57%
Kottayam	85400	63454	74%	40153	47%
Kozhikode	143028	105089	73%	50691	35%
Malappuram	241212	176337	73%	69765	29%
Palakkad	132742	112776	85%	72964	55%
Pathanamthitta	48854	38487	79%	26876	55%
Thiruvananthapuram	145238	98076	68%	56674	39%
Thrissur	123540	119645	97%	80923	66%
Wayanad	29245	34180	117%	19842	68%
<b>Grand Total</b>	<b>1,517,189</b>	<b>1,209,885</b>	<b>79%</b>	<b>724,898</b>	<b>47%</b>

Table 8: Age appropriate group (12-14 years) Coverage as on 03/04/2022midnight

12-14 years Coverage as on 04/4/2022 at 12 AM				
District	1st Dose Coverage	Percentage	2nd Dose Coverage	Percentage fully vaccinated
Alappuzha	6619	15%	0	0%
Ernakulam	1584	2%	0	0%
Idukki	1054	4%	0	0%
Kannur	4504	5%	0	0%
Kasaragod	1264	3%	0	0%
Kollam	2952	4%	0	0%
Kottayam	532	1%	0	0%
Kozhikode	433	0%	0	0%
Malappuram	3021	2%	0	0%
Palakkad	15005	20%	0	0%
Pathanamthitta	1447	4%	0	0%
Thiruvananthapuram	2789	3%	0	0%
Thrissur	6421	6%	0	0%
Wayanad	2239	8%	0	0%
<b>Grand Total</b>	<b>49,864</b>	<b>5%</b>	<b>0</b>	<b>0%</b>

TABLE9.State Summary (18+) as on 03/04/2022 midnight

State Summary (18+) 04-04-2022 at 12 AM							
District	Target	First Dose	Percentage	Second Dose	Percentage*	Precaution Dose	Percentage
Alappuzha	1704179	1604319	94%	1500110	88%	100943	45%
Ernakulam	2954098	3107419	105%	2657636	90%	121887	41%
Idukki	869082	896734	103%	754722	87%	26266	29%
Kannur	1913861	2005045	105%	1781953	93%	93171	39%
Kasaragod	992363	970227	98%	818780	83%	36327	34%
Kollam	2093511	2068274	99%	1803724	86%	91487	40%
Kottayam	1562022	1558246	100%	1380633	88%	84201	44%
Kozhikode	2499523	2509094	100%	2107236	84%	80672	32%
Malappuram	2988358	3135137	105%	2510497	84%	67280	33%
Palakkad	2140261	2153735	101%	1871142	87%	89764	44%
Pathanamthitta	1036488	1090716	105%	927904	90%	88663	46%
Thiruvananthapuram	2675400	2705889	101%	2358647	88%	136309	39%
Thrissur	2545664	2441612	96%	2271603	89%	126940	49%
Wayanad	659698	690457	105%	606431	92%	30730	34%
<b>Grand Total</b>	<b>2,66,34,508</b>	<b>26,936,904</b>	<b>101%</b>	<b>23,351,018</b>	<b>87%</b>	<b>1,174,640</b>	<b>40%</b>

\*Revised target population (> 18 years) as per MOHFW is 2.67 crores

\*As per letter from Additional Secretary MOHFW- D O No 2317579/2021/Imm dated 15/09/2021

TABLE 10. Achievement for the day 03/04/2022 midnight

Daily achievement 04-04-2022				
District	First Dose	Second Dose	Precaution dose	Total Doses Administered
Alappuzha	0	0	0	0
Ernakulam	6	23	54	83
Idukki	0	0	0	0
Kannur	0	0	0	0
Kasaragod	0	0	0	0
Kollam	0	5	4	9
Kottayam	0	0	0	0
Kozhikode	0	2	6	8
Malappuram	0	19	0	19
Palakkad	1	3	0	4
Pathanamthitta	0	0	0	0
Thiruvananthapuram	5	12	38	55
Thrissur	4	20	83	107
Wayanad	0	0	0	0
<b>Grand Total</b>	<b>16</b>	<b>84</b>	<b>185</b>	<b>285</b>

\*\* Vaccine stock details couldn't be downloaded from e-VIN portal as the portal is down.

TABLE11.COVIDVaccinationrelatedsites

<a href="mailto:support@cowin.gov.in">support@cowin.gov.in</a> <a href="https://www.cowin.gov.in/home">https://www.cowin.gov.in/home</a> <a href="https://dashboard.kerala.gov.in/">https://dashboard.kerala.gov.in/</a> <a href="https://dhs.kerala.gov.in/https://aogyakeralam.gov.in/https://sha.kerala.gov.in/">https://dhs.kerala.gov.in/https://aogyakeralam.gov.in/https://sha.kerala.gov.in/</a>
---

TABLE10.COVIDVaccinationrelatedHelplinenumbers

National/State/District	Line1	Line2	Line3
National Helpline	1075	+91 1123978046	0120 4473222
Disha	1056	04712552056	
StateCallCenter	04712309251	04712309252	04712309255
Thiruvananthapuram	9188610100	1077	
Kollam	04742797609	8589015556	
Pathanamthitta	04682222515	04682228220	
Alappuzha	04772239999		
Kottayam	04812565200	04812304800	04812581900
Idukki	18004255640	04862232220	04862233118
Ernakulam	9072303861		
Thrissur	9400066921	9400066922	9400066923
Palakkad	04912505264	04912505189	8943341439
Malappuram	04832733253	04832737858	04832733252
Kozhikode	7594001442		
Wayanad	04936202343	04936202375	9072510900
Kannur	04972700194		
Kasargod	9061076590	9061079244	9061078026