



www.health.kerala.gov.in

**COVID-19 OUTBREAK CONTROL AND PREVENTION STATE CELL
HEALTH & FAMILY WELFARE DEPARTMENT**

www.dhs.kerala.gov.in

controlroomdhskerala@gmail.com

KeralaHEALTH-COVID-19 DAILY VACCINATION BULLETIN

Date: 04/04/2022

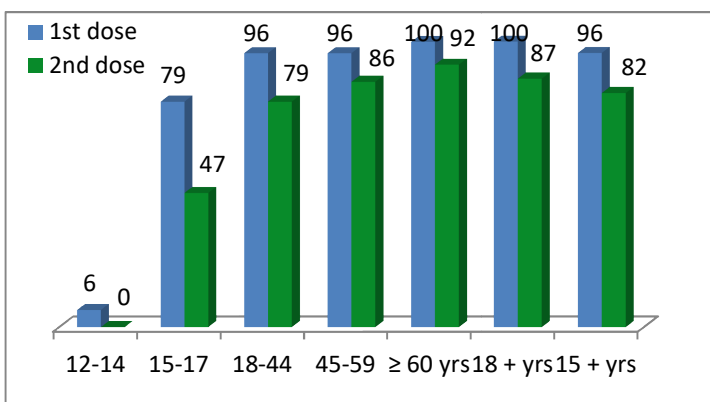
**OUR HEALTH OUR RESPONSIBILITY
VACCINE ADVISORY**

- *People who are vaccinated with Covid Vaccine are reported to have reduced Covid related ICU admissions, serious disease and death.*
- *Early vaccination is useful to safeguard our life from this deadly disease.*
- *Vaccination sessions are planned as per the availability of vaccine. All are requested to cooperate.*
- *After receiving the first dose, second dose of Covishield vaccine is to be taken between 12–16weeks and second dose of Covaxin between 4-6 weeks.*
- *Covid vaccination is currently available to all above 15 years. Children in 15-18 age group will get Covaxin.*
- *Health Staffs, Frontline workers and people above 60 years with co-morbidities will get precaution dose after 9 months or 39 weeks from the second dose. The Same vaccine administered as first and second dose is to be taken as precaution dose. People above 60 years with co-morbidities should take medical advice before receiving precaution dose.*
- *Vaccination is available free of cost in all Government covid vaccination centers, and at a nominal rate (as per the Gol order F.No.2079203/2021/Immunization) in selected private Hospitals.*
- ***ENSURE ALL YOUR ELIGIBLE FAMILY MEMBERS ARE PROTECTED BY RECEIVING ANY OF THE AVAILABLE COVID VACCINE.***
- ***“BOTH COVAXIN AND COVISHIELD ARE EQUALLY EFFECTIVE AND SAFE”***
- ***“BE FULLY PROTECTED – GET THE SECOND DOSE AT YOUR SCHEDULED TIME”***

ANALYSIS

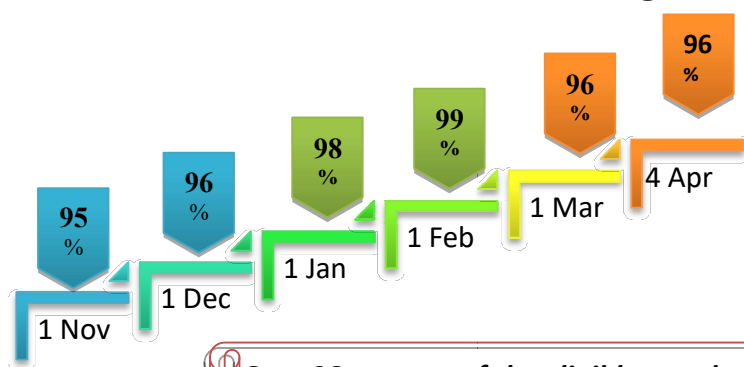
COVID-19 mass vaccinations are showing signs of preventing illness and steep decline in cases and hospital admissions in countries which done vaccination. Kerala started its vaccination for health care workers from January 16, 2021. The COVID-19 Vaccines Operational Guidelines issued by the Ministry of Health and Family Welfare, Govt. of India, 28th December 2020 and all subsequent Guidelines issued by Ministry of Health and Family Welfare, Govt of India are followed at the sites and all vaccination lanes

Summary of COVID Vaccine Administered as on 04-04-2022 midnight



- 96%** of eligible population vaccinated with a single dose till April 04
- 82%** of eligible population vaccinated with double dose till April 04
- State has vaccinated about **79%** of children aged 15 - 17 years with a single dose

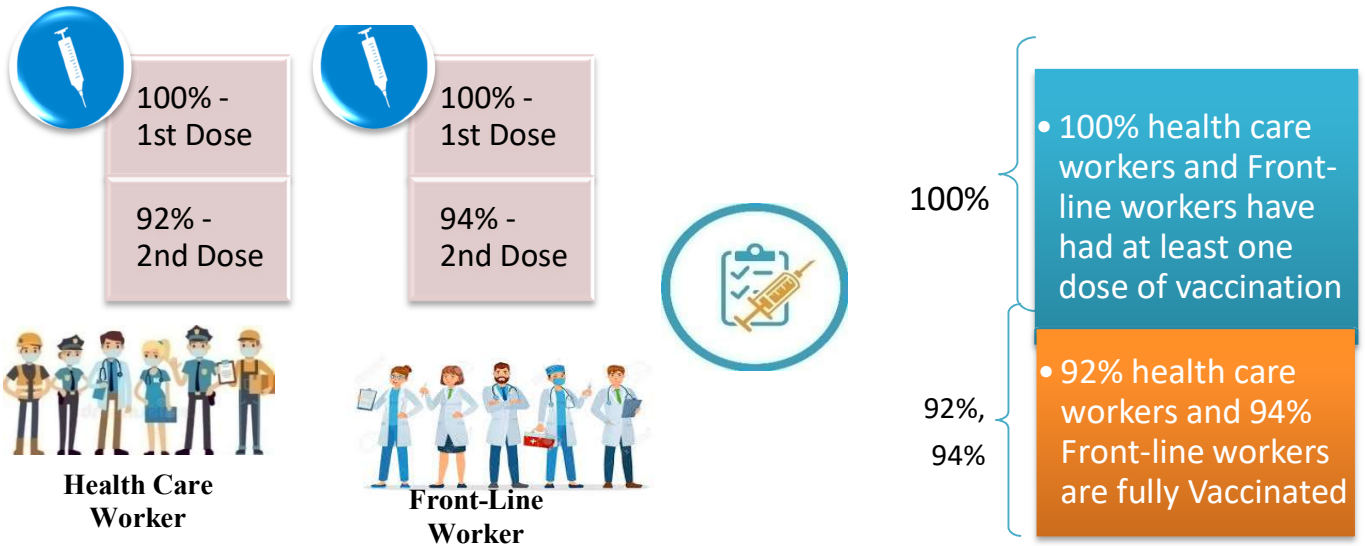
Time Line of Vaccination Coverage



Kerala began administration of COVID 19 Vaccines on 16th January, 2021. As of 04th April 2022, Kerala has administered over 53 million doses overall, including first and second doses of vaccines.


Over 96 per cent of the eligible population (15 + years) in Kerala has been administered the first dose of the Covid-19 vaccine. The state has achieved the target within 452 days since the beginning of the vaccination drive on January 16, 2021

Health Care Workers & Front-line Workers Vaccinated



Are You Vaccinated? You Still Need to Practice: SMS

- Even after vaccination, follow COVID appropriate behavior
- Practice Social Distancing and greet without physical contact
- Always wear clean face mask
- Wash your hands thoroughly and frequently or use hand sanitizer
- Follow the current COVID 19 guidelines to prevent further spread
- Stay Safe. Stay Strong. Get Vaccinated



Even After Getting Vaccinated Keep Taking Precautions to Protect Your Self



The Race Towards Full Vaccination - Weekly Trend

26th March – 1st April, 2022

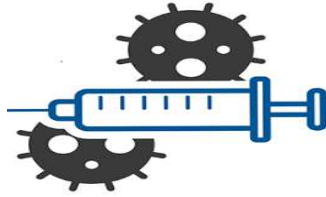
Kerala Administered over

.35 Lakh

COVID Vaccine Doses

in the last 7 days

(26th March – 1st April, 2022)



From 26th March to 1st April, 2022
on average

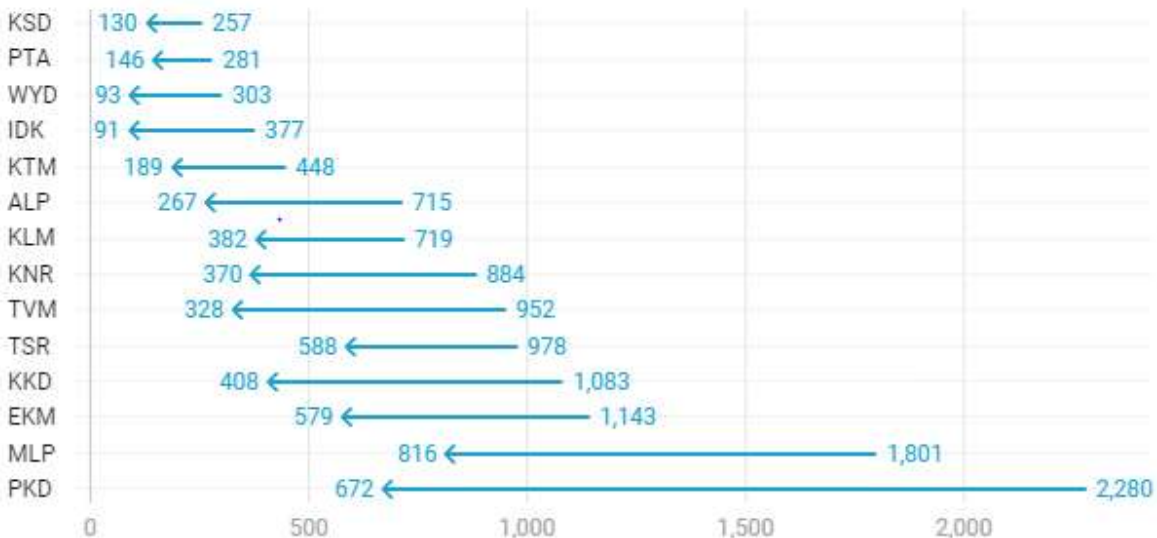
0.06 lakh

 doses were administered daily.

Average Doses Administered Per day per week (in 1000)



Trend in average per day vaccination for the last two weeks

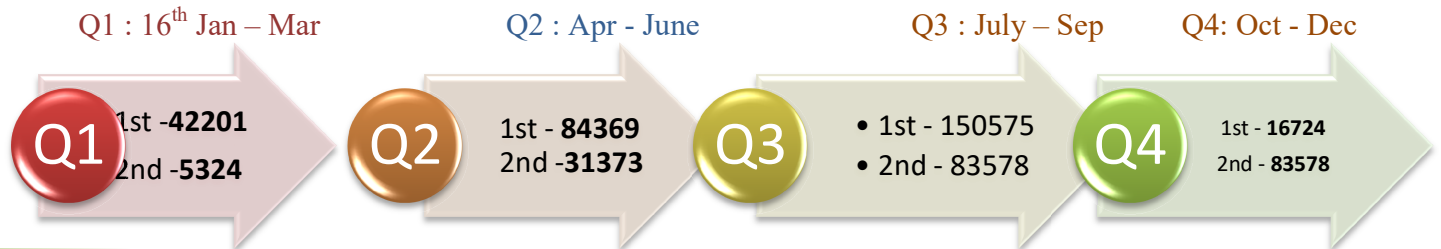


Race Against Time – Vaccination Quarterly Status

(Q1:16th Jan-Mar, Q2: Apr-June, Q3: July-Sep, Q4: Oct - Dec)

Daily Average Doses Administered per Quarter

In the first Quarter, only 42201 first doses and 5324 second doses were administered daily on average. During the second, third and fourth quarters, the daily vaccination of the first and second doses increased significantly.



Vaccination Achievement per Quarter

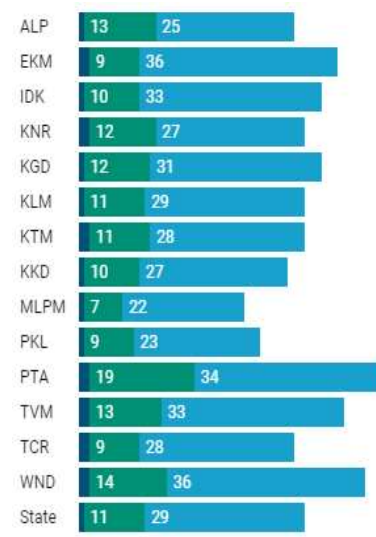
In the third quarter of the immunization drive, 52% of the eligible population (18 + age) in Kerala were given the first dose and 29% the second dose.

■ Q1 ■ Q2 ■ Q3

First Dose

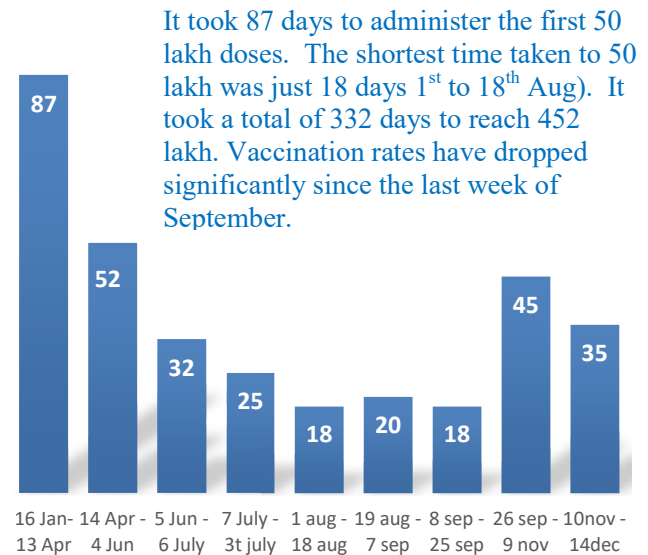


Second Dose



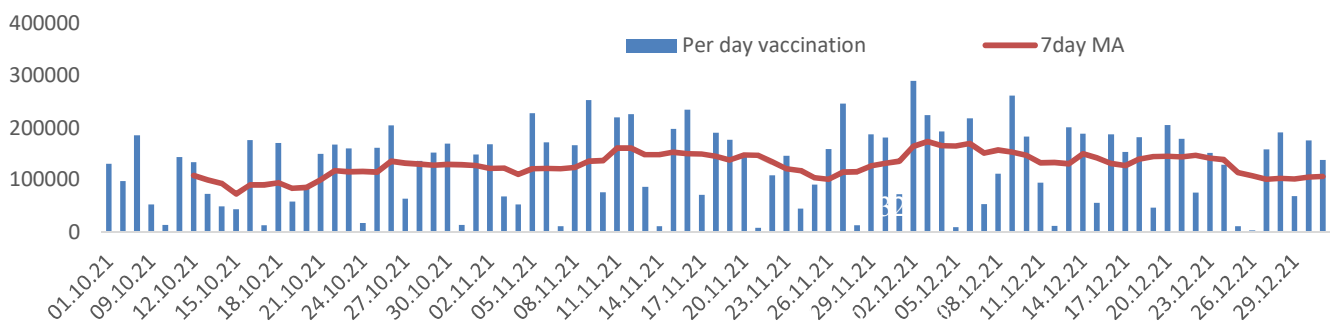
Dose Progression

The chart shows the days taken for total COVID-19 Vaccination doses (both first and second) in Kerala to cross every 50 lakh dose mark



Vaccine Administered per Day and 7 days Moving Average in Last Quarter (Oct -Dec)

The seven-day moving average of daily doses in the last quarter showed a peak on December 2nd and continued to fluctuate thereafter



Important Message to the Public

- a. *Infection or infection rate is only a part and disease manifestation of disease is to be monitored*
- b. *Fatality among vaccinated people is very less. Disease severity among vaccinated people is less.*
- c. *People with comorbidity should be careful. Once detected covid positive they should get admitted and do not stay at home.*
- d. *Death among non-vaccinated people, especially people with comorbidity is because of late arrival in hospitals*
- e. *Diabetes and Hypertension together is the most common cause of patient death if they arrive late.*
- f. *Vaccinated people, only if symptomatic are advised to consult Doctor.*
- g. *Non Vaccinated people, if symptomatic, may do RTPCR test*
- h. *Antigen testing is only for emergency purpose*
- i. *Non vaccinated people with co-morbidities to do testing by RTPCR and consult doctor*
- j. *Repeat RTPCR is not needed among the people who are detected COVID positive in the previous 2 months*
- k. *All young person detected positive and at home isolation should do glucose test*

TABLE1.Total Vaccination done in the State as on 04/04/2022 midnight

State Summary (15+ years)-Total doses administered till 05/4/2022 at 12 AM								
District	Target	First Dose	Percent age	Second Dose	Percentage*	Precaution Dose	Percentage	Total doses administered
Alappuzha	1829568	1686799	92%	1557807	85%	106661	46%	33,51,267
Ernakulam	3217878	3219338	100%	2729868	85%	122292	41%	60,71,498
Idukki	950762	933575	98%	779391	82%	26638	29%	17,39,604
Kannur	2100307	2109189	100%	1847764	88%	94964	40%	40,51,917
Kasaragod	1092141	1019930	93%	848138	78%	37395	35%	19,05,463
Kollam	2268371	2165474	95%	1864659	82%	93350	41%	41,23,483
Kottayam	1704500	1622771	95%	1421072	83%	85264	44%	31,29,107
Kozhikode	2746273	2614955	95%	2158995	79%	83161	33%	48,57,111
Malappuram	3386535	3315275	98%	2581591	76%	68544	33%	59,65,410
Palakkad	2349082	2283399	97%	1944890	83%	91419	44%	43,19,708
Pathanamthitta	1118564	1131053	101%	954977	85%	90425	46%	21,76,455
Thiruvananthapuram	2914006	2806790	96%	2415468	83%	136667	39%	53,58,925
Thrissur	2767777	2568896	93%	2353787	85%	131758	50%	50,54,441
Wayanad	716933	727339	101%	626376	87%	30866	34%	13,84,581
Grand Total	29,162,697	2,82,04,783	96%	2,40,84,783	82%	11,99,404	41%	5,34,88,970

TABLE2.Covid-19 Vaccination Center Functional in the State as on 04/04/2022 midnight

DISTRICTS	12+	15+	18+	Total
Alappuzha	7	0	87	94
Ernakulam	1	2	16	19
Idukki	6	6	14	26
Kannur	16	4	20	40
Kasaragod	1	35	48	84
Kollam	3	15	30	48
Kottayam	11	0	48	59
Kozhikode	1	4	95	100
Malappuram	19	12	56	87
Palakkad	14	3	25	42
Pathanamthitta	20	25	34	79
Thiruvananthapuram	0	2	11	13
Thrissur	27	2	134	163
Wayanad	14	5	8	27
GrandTotal	140	115	626	881

TABLE3. Health Care Workers Coverage as on 04/04/2022 midnight

<i>DISTRICT</i>	<i>1st DOSE</i>	<i>2nd Dose</i>	<i>% fully vaccinated</i>	<i>Precaution dose</i>	<i>Precaution dose (%) *</i>
Alappuzha	29022	27211	94%	12422	53%
Ernakulam	85565	75736	89%	29206	44%
Idukki	13554	12995	96%	5350	48%
Kannur	40388	37502	93%	17059	51%
Kasaragod	11610	10806	93%	4492	49%
Kollam	36035	33782	94%	13748	49%
Kottayam	38706	36272	94%	15522	50%
Kozhikode	52734	47916	91%	16565	41%
Malappuram	44832	41963	94%	16059	48%
Palakkad	34674	31990	92%	14554	53%
Pathanamthitta	29336	25059	85%	10743	49%
Thiruvananthapuram	73421	66321	90%	24511	45%
Thrissur	51909	49161	95%	24770	58%
Wayanad	13978	13279	95%	6085	51%
Grand Total	555764	509993	92%	211086	49%

1st Dose coverage for HCW is 100%

*Proportion of beneficiaries who are eligible (completed 9 months after 2nd dose)

TABLE4. Frontline workers Coverage as on 04/04/2022 midnight

<i>DISTRICT</i>	<i>1st dose</i>	<i>2nd Dose</i>	<i>% fully vaccinated</i>	<i>Precaution dose</i>	<i>Precaution dose(%) *</i>
Alappuzha	39127	36728	94%	11891	38%
Ernakulam	54934	50305	92%	16632	40%
Idukki	22993	21319	93%	4790	29%
Kannur	41381	39944	97%	10968	32%
Kasaragod	24615	22454	91%	5752	31%
Kollam	42235	38792	92%	9052	30%
Kottayam	32139	30586	95%	9929	38%
Kozhikode	55272	52530	95%	7885	18%
Malappuram	53913	51237	95%	11387	27%
Palakkad	48096	45504	95%	14292	37%
Pathanamthitta	25249	22510	89%	6152	32%
Thiruvananthapuram	72995	67554	93%	18002	36%
Thrissur	41904	40720	97%	15857	47%
Wayanad	17021	16085	95%	3750	27%
Grand Total	571874	536268	94%	146339	33%

1st Dose coverage for FLW is 100%

*Proportion of beneficiaries who are eligible (completed 9 months after 2nd dose)

TABLE5.Age-Appropriate Group (45-59 Years) Coverage as on 04/04/2022 midnight

Table 5: Age appropriate group (45-59 years) coverage					
45-59 years Coverage as on			05/04/2022	at 12 AM	
District	Target	1st Dose Coverage	Percentage	2nd Dose Coverage	Percentage fully vaccinated
Alappuzha	535436	438740	82%	414285	77%
Ernakulam	809349	783313	97%	700273	87%
Idukki	237564	246904	104%	218527	92%
Kannur	527295	515620	98%	478189	91%
Kasaragod	253027	252105	100%	223409	88%
Kollam	541201	559787	103%	500184	92%
Kottayam	478470	413996	87%	373002	78%
Kozhikode	658949	654430	99%	579048	88%
Malappuram	733338	722570	99%	625028	85%
Palakkad	614226	546988	89%	497143	81%
Pathanamthitta	264372	281683	107%	251028	95%
Thiruvananthapuram	735836	681269	93%	610874	83%
Thrissur	689418	663714	96%	622557	90%
Wayanad	170537	177111	104%	164069	96%
Grand Total	7249018	69,38,230	96%	62,57,616	86%

TABLE6.Age-Appropriate Group (≥60 Years) Coverage as on 04/04/2022midnight

Table 6: Age appropriate group (≥ 60 years) coverage							
≥ 60 years Coverage as on			05/04/2022	at 12 AM			
District	Target	1st Dose Coverage	Percentage	2nd Dose Coverage	Percentage fully vaccinated	Precaution dose	%
Alappuzha	424565	428777	101%	399207	94%	82348	47%
Ernakulam	673885	675981	100%	618983	92%	76454	39%
Idukki	193981	194514	100%	172567	89%	16498	26%
Kannur	438602	444330	101%	411485	94%	66937	39%
Kasaragod	182460	181650	100%	160004	88%	27151	35%
Kollam	497558	499312	100%	453382	91%	70550	42%
Kottayam	418008	419473	100%	382810	92%	59813	43%
Kozhikode	526896	528922	100%	478585	91%	58711	34%
Malappuram	477642	487939	102%	433077	91%	41098	31%
Palakkad	437708	439644	100%	400469	91%	62573	44%
Pathanamthitta	311297	312052	100%	279929	90%	73530	47%
Thiruvananthapuram	630465	632682	100%	569071	90%	94154	39%
Thrissur	581781	587863	101%	556212	96%	91131	49%
Wayanad	128009	128280	100%	114189	89%	21031	32%
Grand Total	5922857	59,61,419	101%	54,29,970	92%	8,41,979	40%

TABLE 6. Age-Appropriate Group (18-44Years) Coverage as on 04/04/2022 midnight

18-44 years Coverage as on 05/04/2022 at 12 AM					
District	Target	First Dose		2nd Dose Coverage	Percentage fully vaccinated*
		1st Dose Coverage	Percentage		
Alappuzha	744178	668723	90%	623453	84%
Ernakulam	1470864	1507647	103%	1212481	82%
Idukki	437537	418783	96%	329479	75%
Kannur	947964	963378	102%	815339	86%
Kasaragod	556876	500333	90%	402734	72%
Kollam	1054752	930953	88%	778193	74%
Kottayam	665544	653968	98%	558245	84%
Kozhikode	1313678	1217874	93%	950180	72%
Malappuram	1777378	1826012	103%	1360302	77%
Palakkad	1088327	1084389	100%	896746	82%
Pathanamthitta	460819	442415	96%	349550	76%
Thiruvananthapuram	1309099	1245541	95%	1044938	80%
Thrissur	1274465	1096290	86%	1004213	79%
Wayanad	361152	354072	98%	298884	83%
Grand Total	13462633	1,29,10,378	96%	1,06,24,737	79%

*Among those who have taken first dose

TABLE 7. Age-Appropriate Group (15-17 Years) Coverage as on 04/04/2022midnight

15-17 years Coverage as on 05/04/2022 at 12 AM					
District	Target	1st Dose Coverage	Percentage	2nd Dose Coverage	Percentage fully vaccinated
Alappuzha	80832	75776	94%	56923	70%
Ernakulam	172307	110214	64%	72090	42%
Idukki	51339	35106	68%	24504	48%
Kannur	97722	98605	101%	65305	67%
Kasaragod	60496	48353	80%	28731	47%
Kollam	105234	93914	89%	60326	57%
Kottayam	85400	63454	74%	40157	47%
Kozhikode	143028	105095	73%	50736	35%
Malappuram	241212	176364	73%	69984	29%
Palakkad	132742	112790	85%	73038	55%
Pathanamthitta	48854	38497	79%	26901	55%
Thiruvananthapuram	145238	98093	68%	56710	39%
Thrissur	123540	119646	97%	80924	66%
Wayanad	29245	34186	117%	19870	68%
Grand Total	1,517,189	12,10,093	79%	7,26,199	47%

Table 8: Age appropriate group (12-14 years) Coverage as on 04/04/2022midnight

12-14 years Coverage as on			05/4/2022	at 12 AM
District	1st Dose Coverage	Percentage	2nd Dose Coverage	Percentage fully vaccinated
Alappuzha	6634	15%	0	0%
Ernakulam	1684	2%	0	0%
Idukki	1721	6%	0	0%
Kannur	5487	6%	0	0%
Kasaragod	1264	3%	0	0%
Kollam	3238	5%	0	0%
Kottayam	1035	2%	0	0%
Kozhikode	628	1%	0	0%
Malappuram	3645	2%	0	0%
Palakkad	16818	22%	0	0%
Pathanamthitta	1821	5%	0	0%
Thiruvananthapuram	2789	3%	0	0%
Thrissur	7570	8%	0	0%
Wayanad	2691	10%	0	0%
Grand Total	57,025	6%	0	0%

TABLE9.State Summary (18+) as on 04/04/2022 midnight

State Summary (18+) 05-04-2022						at 12 AM	
District	Target	First Dose	Percentage	Second Dose	Percentage*	Precaution Dose	Percentage
Alappuzha	1704179	1604389	94%	1500884	88%	106661	46%
Ernakulam	2954098	3107440	105%	2657778	90%	122292	41%
Idukki	869082	896748	103%	754887	87%	26638	29%
Kannur	1913861	2005097	105%	1782459	93%	94964	40%
Kasaragod	992363	970313	98%	819407	83%	37395	35%
Kollam	2093511	2068322	99%	1804333	86%	93350	41%
Kottayam	1562022	1558282	100%	1380915	88%	85264	44%
Kozhikode	2499523	2509232	100%	2108259	84%	83161	33%
Malappuram	2988358	3135266	105%	2511607	84%	68544	33%
Palakkad	2140261	2153791	101%	1871852	87%	91419	44%
Pathanamthitta	1036488	1090735	105%	928076	90%	90425	46%
Thiruvananthapuram	2675400	2705908	101%	2358758	88%	136667	39%
Thrissur	2545664	2441680	96%	2272863	89%	131758	50%
Wayanad	659698	690462	105%	606506	92%	30866	34%
Grand Total	2,66,34,508	2,69,37,665	101%	2,33,58,584	87%	11,99,404	41%

*Revised target population(> 18 years) as per MOHFW is 2.67 crores

*As per letter from Additional Secretary MOHFW- D O No 2317579/2021/Imm dated 15/09/2021

TABLE 10. Achievement for the day 04/04/2022 midnight

Daily achievement		05-04-2022		
District	First Dose	Second Dose	Precaution dose	Total Doses Administered
Alappuzha	92	805	5718	6615
Ernakulam	144	272	403	819
Idukki	697	214	372	1283
Kannur	1049	692	1793	3534
Kasaragod	126	884	1068	2078
Kollam	360	824	1863	3047
Kottayam	539	286	1063	1888
Kozhikode	339	1068	2488	3895
Malappuram	780	1329	1264	3373
Palakkad	1883	783	1654	4320
Pathanamthitta	403	197	1762	2362
Thiruvananthapuram	36	146	351	533
Thrissur	1218	1261	4818	7297
Wayanad	463	103	136	702
Grand Total	8129	8864	24753	41746

** Vaccine stock details couldn't be downloaded from e-VIN portal as the portal is down.

TABLE 11. COVID Vaccination related sites

support@cowin.gov.in https://www.cowin.gov.in/home https://dashboard.kerala.gov.in/ https://dhs.kerala.gov.in/https://aogyakeralam.gov.in/https://sha.kerala.gov.in/

TABLE 10. COVID Vaccination related Helpline numbers

National/State/District	Line1	Line2	Line3
National Helpline	1075	+91 1123978046	0120 4473222
Disha	1056	04712552056	
State Call Center	04712309251	04712309252	04712309255
Thiruvananthapuram	9188610100	1077	
Kollam	04742797609	8589015556	
Pathanamthitta	04682222515	04682228220	
Alappuzha	04772239999		
Kottayam	04812565200	04812304800	04812581900
Idukki	18004255640	04862232220	04862233118
Ernakulam	9072303861		
Thrissur	9400066921	9400066922	9400066923
Palakkad	04912505264	04912505189	8943341439
Malappuram	04832733253	04832737858	04832733252
Kozhikode	7594001442		
Wayanad	04936202343	04936202375	9072510900
Kannur	04972700194		
Kasargod	9061076590	9061079244	9061078026